



W MAIN STREET

FOR LEASE

LAKE CITY WAREHOUSE

847 W Main Street
Lake City, SC 29560

JAY DAVIS, CCIM, SIOR
803.934.6597
jdavis@cbccornerstone.com

TREY DAVIS
803.468.7766
tdavis@cbcatlantic.com



MATTERPORT LINK

EXECUTIVE SUMMARY



ADDRESS

847 W Main St.
Lake City, SC 29560



LEASE RATE

\$4.00 PSF
\$0.44 NNN



AVAILABLE

200,000 SF



ZONING

INDUSTRIAL



COUNTY

FLORENCE



ACRES

10 AC



TAX ID

00167-31-032



VEHICLES PER DAY

11,662 VPD SCDOT



YEAR BUILT

1979

PROPERTY OVERVIEW

±200,000 SF industrial warehouse facility available for lease at \$4.00/SF base rent with estimated NNN expenses of \$0.44/SF, located at 847 W Main Street in Lake City, SC on approximately 10 acres. The building features an 18-foot clear height, four dock-high doors, 12 drive-in bays, and a 200–800 amp 3-phase power supply, providing flexible functionality for a wide range of industrial users. The large open warehouse layout and expansive site allow for ample parking, truck circulation, and outdoor storage, making the property well suited for manufacturing, building materials distribution, equipment service, or regional storage operations seeking large-format space at competitive lease rates. The facility offers convenient access to US Highway 52, US Highway 378, and Interstate 95, providing strong connectivity for regional logistics and distribution operations.



COLDWELL BANKER
COMMERCIAL
CORNERSTONE



COLDWELL BANKER
COMMERCIAL
ATLANTIC

847 W MAIN STREET

WAREHOUSE FOR LEASE

PROPERTY SPECIFICATIONS

WAREHOUSE AREA 195,000 SF

OFFICE AREA 5,000 SF

DRIVE INS 12 TOTAL

DOCKS 4 EXTERIOR

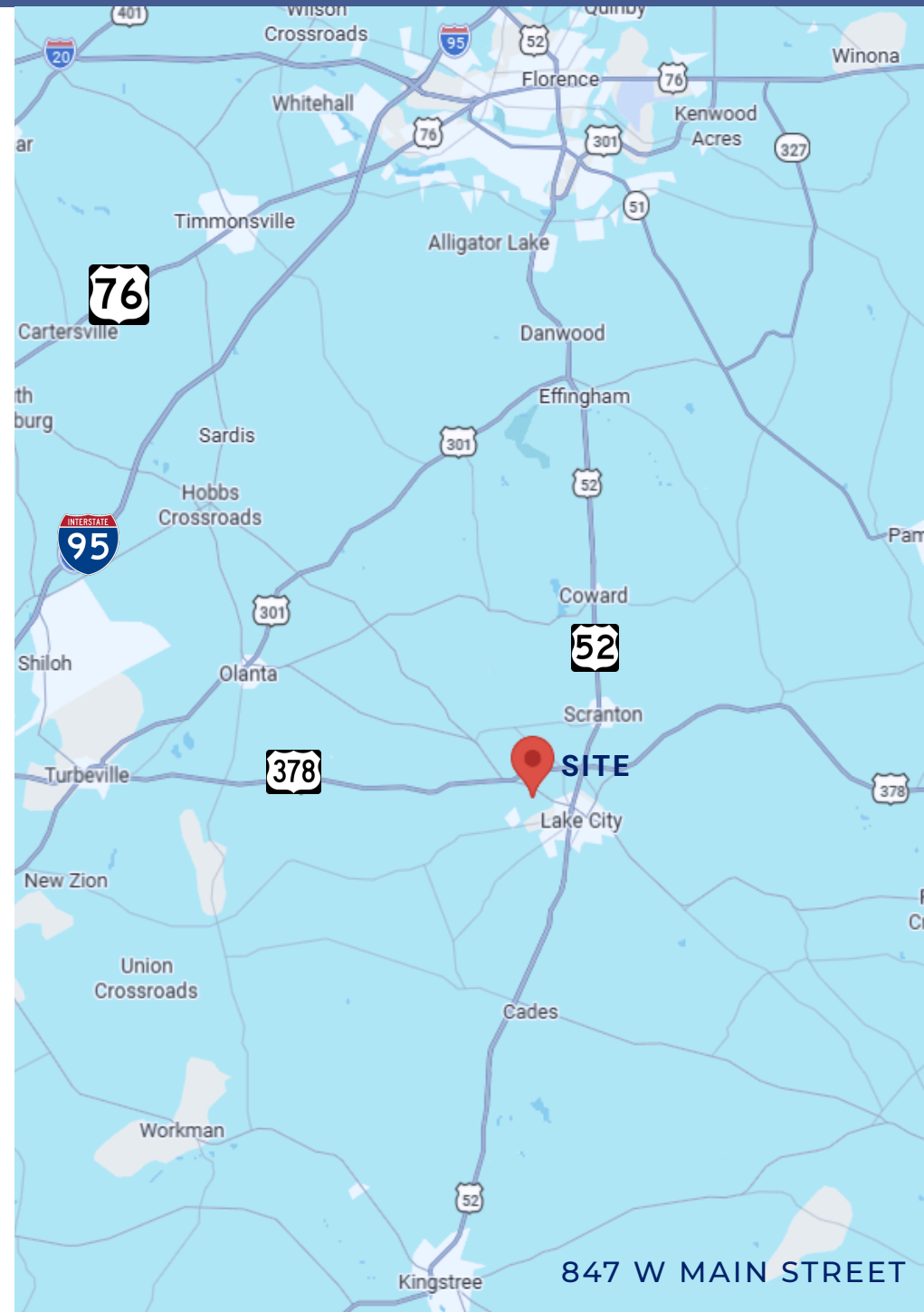
CLEAR HEIGHT 20 FEET

SLAB THICKNESS 6 INCHES

COLUMN SPACING 60 FEET

LIGHTING LED

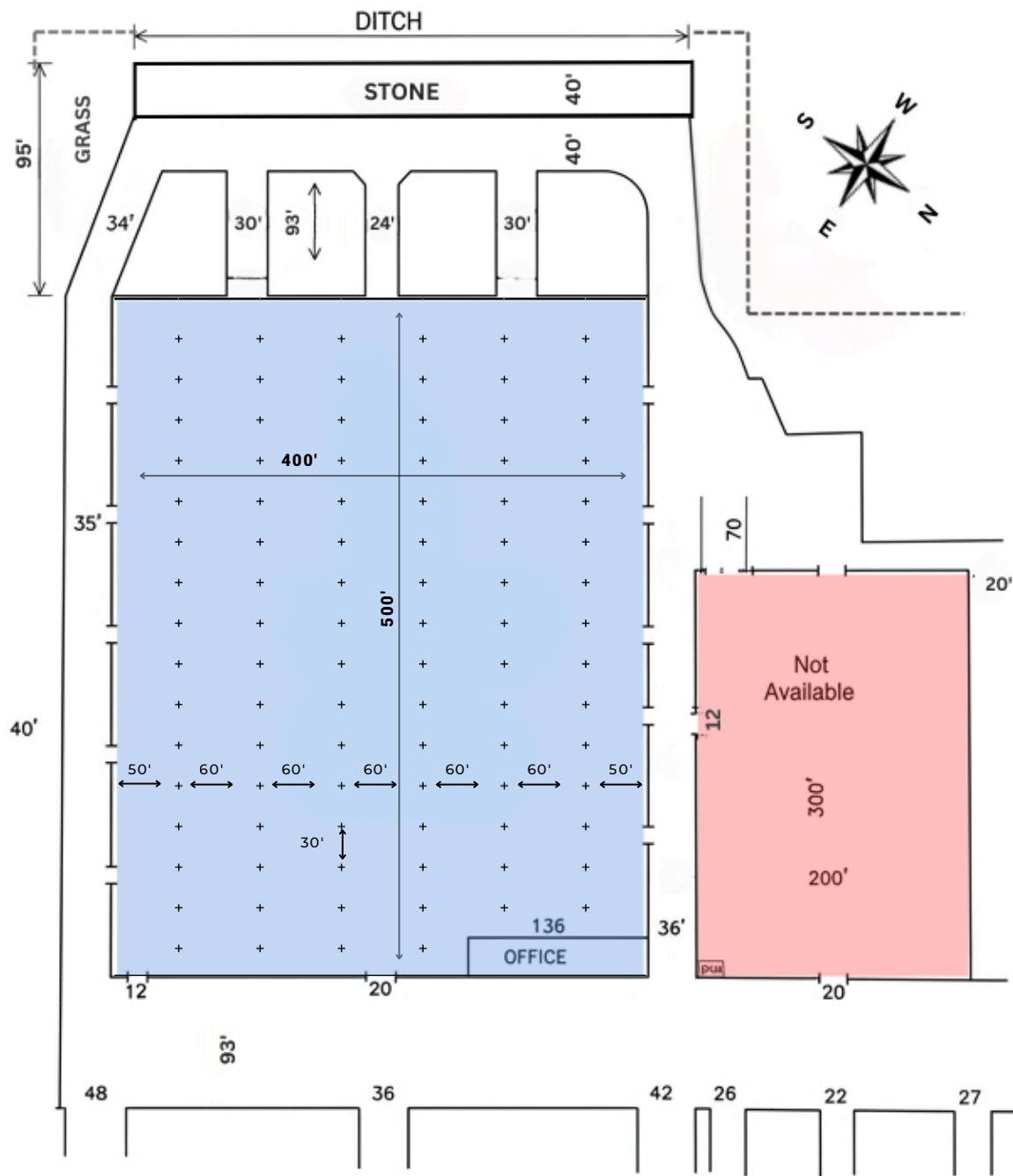
WATER LAKE CITY



847 W MAIN STREET

WAREHOUSE FOR LEASE

SITE PLAN



DRIVE TIMES





SUMTER, SC

- Continental
- Thompson
- CATERPILLAR
- KAYDON
- pilgrim's
- BD
- EAT•N

FLORENCE, SC

- amazon
- ups
- SVE
- ARD
- FedEx
- General Electric
- HONDA
- Industrial Tower

MANNING, SC

- WESCO
- HOMANIT
- Georgia-Pacific

KINGSTREE, SC

- UPL
- SOLMAX
- VALLEY FORGE
- DSM

LAKE CITY

SITE

RAIL

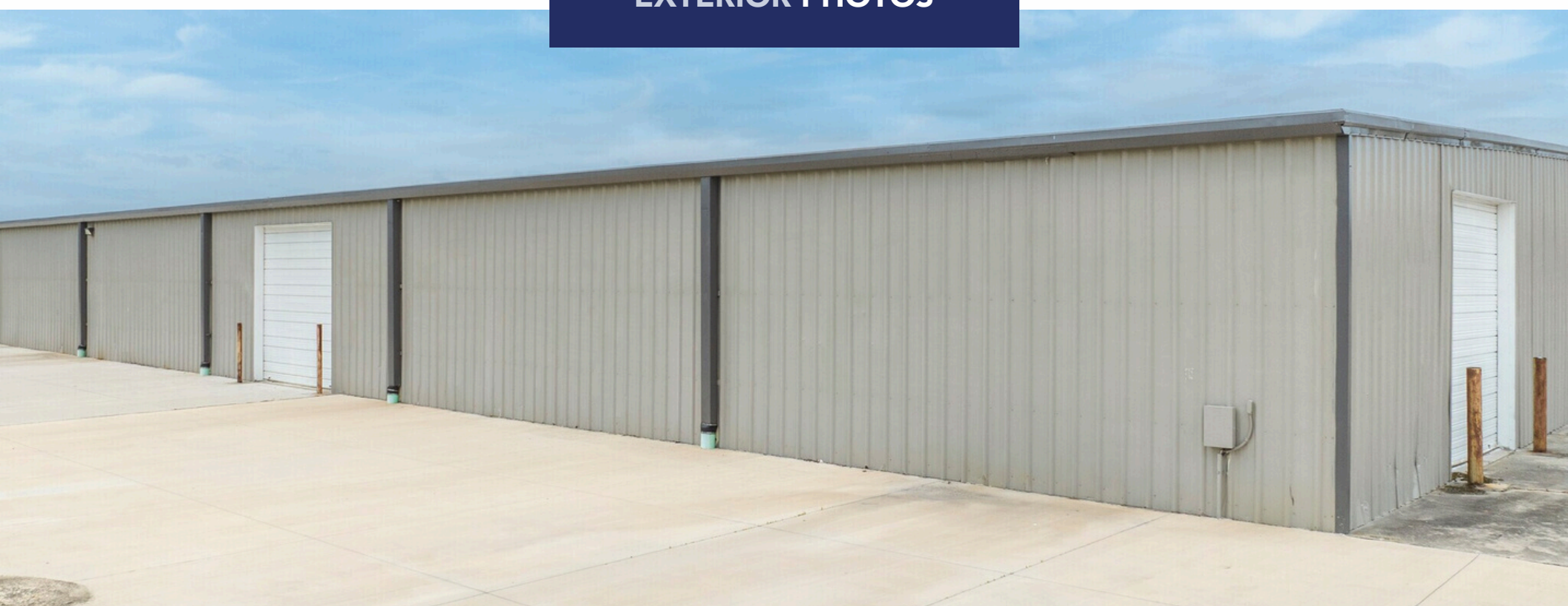
INTERIOR OFFICE PHOTOS



WAREHOUSE PHOTOS



EXTERIOR PHOTOS





**COLDWELL BANKER
COMMERCIAL**

CORNERSTONE



**COLDWELL BANKER
COMMERCIAL**

ATLANTIC

3506 W Montague Ave Suite 200
North Charleston, SC 29418
843.744.9877
cbcatlantic.com | cbcretailatlantic.com

This information has been obtained from sources believed reliable but has not been verified for accuracy or completeness. Coldwell Banker Commercial Atlantic makes no guarantee, representation or warranty and accepts no responsibility or liability as to the accuracy, completeness, or reliability of the information contained herein. You should conduct a careful, independent investigation of the property and verify all information. Any reliance on this information is solely at your own risk. The information contained herein should be considered confidential and remains the sole property of Coldwell Banker Commercial Atlantic at all times. Although every effort has been made to ensure accuracy, no liability will be accepted for any errors or omissions. Disclosure of any information contained herein is prohibited except with the express written permission of Coldwell Banker Commercial Atlantic.