

United States Department of the Interior  
National Park Service

National Register of Historic Places  
Inventory—Nomination Form

For NPS use only  
received JUL 9 1986  
date entered 8-14-86

See instructions in *How to Complete National Register Forms*  
Type all entries—complete applicable sections

1. Name

historic The Seth Lore and Irwinton Historic District

and/or common Extension of the Lore Historic District NRHP 12/12/73

2. Location

street & number see continuation sheet NA not for publication

city, town Eufaula N/A vicinity of congressional district 2

state Alabama code 01 county Barbour code 005

3. Classification

Category	Ownership	Status	Present Use
<input checked="" type="checkbox"/> district	<input type="checkbox"/> public	<input checked="" type="checkbox"/> occupied	<input type="checkbox"/> agriculture
<input type="checkbox"/> building(s)	<input type="checkbox"/> private	<input type="checkbox"/> unoccupied	<input checked="" type="checkbox"/> commercial
<input type="checkbox"/> structure	<input checked="" type="checkbox"/> both	<input type="checkbox"/> work in progress	<input checked="" type="checkbox"/> educational
<input type="checkbox"/> site	<b>Public Acquisition</b>	<b>Accessible</b>	<input type="checkbox"/> entertainment
<input type="checkbox"/> object	<input type="checkbox"/> in process	<input type="checkbox"/> yes: restricted	<input checked="" type="checkbox"/> government
	<input type="checkbox"/> being considered	<input checked="" type="checkbox"/> yes: unrestricted	<input checked="" type="checkbox"/> industrial
	N/A	<input type="checkbox"/> no	<input type="checkbox"/> military
			<input type="checkbox"/> museum
			<input type="checkbox"/> park
			<input checked="" type="checkbox"/> private residence
			<input checked="" type="checkbox"/> religious
			<input type="checkbox"/> scientific
			<input type="checkbox"/> transportation
			<input type="checkbox"/> other:

4. Owner of Property

name Multiple Property Owners

street & number

city, town \_\_\_\_\_ vicinity of \_\_\_\_\_ state \_\_\_\_\_

5. Location of Legal Description

courthouse, registry of deeds, etc. Barbour County Courthouse

street & number 303 E. Broad Street

city, town Eufaula state Alabama

6. Representation in Existing Surveys

title Alabama Inventory has this property been determined eligible?  yes  no

date 1970 - present  federal  state  county  local

depository for survey records Alabama Historical Commission

city, town Montgomery state Alabama

# 7. Description

<b>Condition</b>		<b>Check one</b>	<b>Check one</b>
<input type="checkbox"/> excellent	<input type="checkbox"/> deteriorated	<input type="checkbox"/> unaltered	<input checked="" type="checkbox"/> original site
<input checked="" type="checkbox"/> good	<input type="checkbox"/> ruins	<input checked="" type="checkbox"/> altered	<input type="checkbox"/> moved    date _____
<input type="checkbox"/> fair	<input type="checkbox"/> unexposed		

**Describe the present and original (if known) physical appearance**

The land which lies within the boundaries of the Seth Lore and Irwinton Historic District can generally be described as gently rolling terrain varying in elevation from approximately 250 to 350 feet above mean sea level. The land lies above the Chattahoochee River and slopes continually upward to the west. The district is composed of approximately 600 acres which include the original town plan of Irwinton (renamed Eufaula in 1843), and the city's largest concentration of early surviving commercial, industrial and domestic architecture. It reflects the local patterns of the town beginning as early as 1836 with the Plan of Irwinton (See Plate "A") and extends through 1936.

The Seth Lore and Irwinton Historic District contains 942 properties (total adjusted to compensate for one double entry in the inventory) with six churches, including the state's oldest High Gothic First Presbyterian Church building (Inv #190, 1869) the Central Business District, three school buildings, two cemeteries, and a number of residences and neighborhood-based businesses. Of the 942 properties 738 are of architectural or historical significance, and fall within the period of significance of the district. A small percentage of these contributing structures (21.8%) have reversible alterations—such as the application of aluminum siding—that should be removed.

Encompassing the 19th century nucleus of Eufaula, the district contains an especially heavy concentration of buildings erected during the five decades between 1870 and 1920. Within the boundaries lie the Central Business District (CBD) which is located east of Eufaula Avenue and stretches north to Church Place and south to Barbour Street. Contained herein is one of the state's most coherent collections of intact, mid-to-late 19th century small-town commercial structures, including a relatively rare example of a small-town Second Empire building (Inv #313), and a fine mid-century cast iron-front bank building. Also represented within the CBD are some fine examples of Italianate, Renaissance Revival, and other forms of more typical commercial architecture.

Exemplified throughout the remaining portions of the district are some fine examples of Greek Revival cottages, the state's most extensive collection of domestic Italianate architecture including several exceptional examples of symmetrical-type Italianate Villas, Queen Annes, Folk Victorians, Neoclassical Revivals, French Second Empires, Craftsman/Bungalow, and a number of vernacular types, most of which fall along the line of Folk National forms or two rooms with central chimney houses.

CONTRIBUTING	--	738	(72 of the contributing properties were inventoried in the original Seth Lore Historic District nomination)
NON-CONTRIBUTING	--	199	
DEMOLISHED	--	5	

United States Department of the Interior  
National Park Service

National Register of Historic Places  
Inventory—Nomination Form



Continuation sheet

Item number

*No page 1-6 for item 7 - per  
Shelby  
7/29/82*


Page 7

**BLOCK NO. 1 : CONTAINING NUMBERS AS LISTED BELOW  
(CONTRIBUTING)**

- # 1. 440 Highland Ave. ca. 1930 - 1935, CRAFTSMAN STYLE, rectangular plan one story with plain weatherboard siding, split gable roof with flat extension for parking, Exposed roof rafters with unenclosed eaves. Note the knee braces in the gable. Tapered columns atop brick pedestals. (CONTRIBUTING)
- # 2. 412 Highland Ave. ca. 1905-1910, VICTORIAN STYLE, L-shape plan, one story with plain weatherboard siding, gable front wing with broken hip roof, extended shed roof over porch supported by plain columns. (CONTRIBUTING)
- # 7. 318 Highland Ave. (ROBERT LAYMAN) ca. 1885 - 1890, FOLK VICTORIAN STYLE, gable front with wing plan, plain weatherboard siding. Note the 9/9 window lights. Presently under rehabilitation. (CONTRIBUTING)
- # 8. 316 Highland Ave. ca 1905-1910, FOLK STYLE- HIP FAMILY, rectangular plan, one story high hip roof with plain weatherboard siding, shed roof over porch supported by chamfered post. (CONTRIBUTING)
- # 9. 238 Highland Ave. (WALKER HOUSE ) ca 1870 , FOLK NATIONAL GABLE SIDES, rectangular plan one story house with gable sides and flushboard siding, shed roof over porch. Note the addition to the right of the house. (CONTRIBUTING)
- #10. 228 Highland Ave. (WALLACE HERRINGTON HOUSE) ca. 1885-1890, FOLK VICTORIAN STYLE, gable front with wing plan one story house with board and batten siding. Note the Jerkinhead roof with its, spindlework gable ornamentation. (CONTRIBUTING)
- #12. 140 Highland Ave. ca. 1930-1935, FOLK NATIONAL STYLE, gable front with wing plan, one story building with ship lap siding. Note the extended shed roof over porch supported by wrought iron columns. (CONTRIBUTING)
- #13. 136 Highland Ave. (WILLIAM HARRISON HOUSE) ca. 1910, FOLK VICTORIAN, rectangular plan, one story with gable sides. Note the central gable over entrance, shed roof over partial screen porch supported by wrought iron columns atop craftsman style pedestals. (CONTRIBUTING)

**United States Department of the Interior  
National Park Service**

**National Register of Historic Places  
Inventory—Nomination Form**



Continuation sheet


Item number 7

Page 8

- #15. 128 Highland Ave. (ANGUS CARR HOUSE) ca. 1930-1935 SPANISH ECLECTIC, rectangular plan one story with flat roof stucco finish. (CONTRIBUTING)
- # 18. 538 Cotton Ave. (VINCENT HOUSE) ca. 1900, QUEEN ANNE STYLE, irregular plan one story with plain weatherboard siding, cut-away bay window, Craftsman style porch. (CONTRIBUTING)
- #19. 605 Cotton Ave. (EDNA DAVIS HOUSE) ca. 1905-1910, VICTORIAN, rectangular plan one story hip with gable roof flat roof over porch supported by square post. Note the central gable over entrance. (CONTRIBUTING)
- #20. 620 Cotton Ave. (W. G. CORBITT HOUSE) ca. 1890-1895, FOLK VICTORIAN STYLE, rectangular plan, one story house with gable sides and plain weatherboard siding. Shed roof over porch supported by turned post and connected by balustrade. (CONTRIBUTING)
- #21 634 Cotton Ave. (JAMES BROOKS HOUSE ) ca. 1930-1935, FOLK STYLE, rectangular plan one story with gable front and ship lap siding, extended gable over front porch supported by square post. (CONTRIBUTING)
- #22. 642 Cotton Ave. (MYRTLE JONES HOUSE) ca. 1915-1920, CRAFTSMAN STYLE, rectangular plan one story house gable atop hip roof with split gable, ship lap siding. Note the typical Craftsman details , exposed roof rafters with unenclosed eaves, and tapered columns atop brick pedestals. (CONTRIBUTING)
- #23 716 Cotton Ave. ca. 1910-1915, FOLK NATIONAL, rectangular plan, one story house with gable sides, plain weatherboard siding, shed roof over porch supported by square columns. Note the symmetrical plan - central door flanked by one window to either side. (CONTRIBUTING)
- #25. 724 Cotton Ave. ca. 1905-1910, TWO ROOM WITH CENTRAL CHIMNEY, rectangular plan one story house with gable sides and shed roof over porch supported by square post, plain weatherboard siding. (CONTRIBUTING)

**United States Department of the Interior  
National Park Service**

**National Register of Historic Places  
Inventory—Nomination Form**



Continuation sheet


Item number 7

Page 9

- #28. 742 Cotton Ave. ca.1890-1895, FOLK VICTORIAN, rectangular plan one story building, gable side with central gable over entrance, shed roof over porch supported by chamfered post. No Victorian detail remaining. (CONTRIBUTING)
- #29. 806 Cotton Ave. (MARGARET ROBINSON HOUSE) ca. 1860-1870, ONE STORY HOUSE WITH HIP ROOF, rectangular plan one story house with hip roof and plain weatherboard siding, shed roof over porch supported by square columns. Note the sidelights and transom and also the elongated windows. (CONTRIBUTING)

**United States Department of the Interior  
National Park Service**

**National Register of Historic Places  
Inventory—Nomination Form**



Continuation sheet

Item number 7

Page 10

---


**BLOCK NO. 1 : CONTAINING NUMBERS AS LISTED BELOW  
(CONDITIONAL - CONTRIBUTING)**

---

- # 4. 406 Highland Ave. ca. 1890, VICTORIAN COTTAGE, rectangular plan one story structure with asphalt siding, gable sides with centered gable over front entrance, shed roof over porch. (CONDITIONAL-CONTRIBUTING)
  
- # 6. 330 Highland Ave. (ROY VICKERY HOUSE) ca. 1885-1890, FOLK VICTORIAN STYLE, gable front with wing plan, aluminum siding, shed roof over porch supported by turned post connected by balustrade with turned balusters. (CONDITIONAL-CONTRIBUTING)
  
- #11 Highland Ave. (ADA WALKER HOUSE), ca. 1910-1915, MODIFIED VICTORIAN, rectangular plan one story with flat deck atop hip roof, asbestos shingle siding, protruding gable over entrance. (CONDITIONAL - CONTRIBUTING)

United States Department of the Interior  
National Park Service

National Register of Historic Places  
Inventory—Nomination Form



Continuation sheet

Item number 7

Page 11

---


**BLOCK NO. 1 : CONTAINING NUMBERS AS LISTED BELOW**  
**(NON - CONTRIBUTING)**

---

- # 3. 410 Highland Ave. ca. 1945, TRADITIONAL STYLE, rectangular plan, one story with vinyl siding, gable sides with front stoop. (NON- CONTRIBUTING)
  
- # 5. 336 Highland Ave. ca. 1940-1945, CRAFTSMAN STYLE, rectangular plan one story brick building with gable front and extended side gable over carport. Note the tapered columns atop pedestals and also the exposed roof rafters. (NON- CONTRIBUTING)
  
- #14. 130 Highland Ave. (JAMES HARRISON HOUSE) ca. 1945-1950, FOLK NATIONAL STYLE, gable front with wing plan one story house with ship lap siding. (NON-CONTRIBUTING)
  
- # 16. Highland Ave. at Cotton Ave. (RESIDENCE) ca. 1950, one story house with wood siding and also perma-stone siding along the bottom of the house, gable sides. Note the aluminum awnings over windows. (NON-CONTRIBUTING)
  
- #17. Highland Ave. at Cotton Ave. "THE WALKER OAK" planted by the City of Eufaula in 1961 and is surrounded by wrought iron fence. (NON-CONTRIBUTING)
  
- #24. 722 Cotton Ave. (GARTA FREEMAN HOUSE), ca. 1975-1980, MODERN RANCH STYLE, rectangular plan one story house with gable sides, brick-veneer. (NON-CONTRIBUTING)
  
- #26. 726 Cotton Ave. ca. 1945-1950, FOLK STYLE, rectangular plan one story house with gable front, concrete block construction, hip roof extended over entrance. (NON-CONTRIBUTING)
  
- #27. 728 Cotton Ave. ca. 1950-1955, FOLK STYLE, gable front with wing plan, one story with ship lap siding, note the much lower pitched roof than earlier forms. (NON-CONTRIBUTING)

United States Department of the Interior  
National Park Service

**National Register of Historic Places  
Inventory—Nomination Form**



Continuation sheet

Item number 7


Page 12

**BLOCK NO. 2 : CONTAINING NUMBERS AS LISTED BELOW**  
**(CONTRIBUTING)**

- #31. 717 Cotton Ave. (JAMES ISSAC HOUSE) ca. 1930-1935, FOLK STYLE, rectangular plan one story house with shiplap siding, side gable with gable over entrance, shed roof over porch supported by square columns. (CONTRIBUTING)
- # 39. 746 N. Eufaula Ave. (JUDITH G. MARSHALL HOUSE) ca. 1945, COLONIAL REVIVAL STYLE, with Greek Revival embellishments, two story brick veneer with gable sides, entry portico has flat roof supported by Tuscan columns with entablature. (NON-CONTRIBUTING)
- # 41. 734 N. Eufaula Ave. (JONES - LITTLE HOUSE) ca. 1902, QUEEN ANNE STYLE, irregular plan, one story with plain weatherboard siding, high hip roof with cross-gable, gingerbread under gable, knee braces under the eaves, shed roof over porch, supported by slender columns connected by balustrade Victorian detail above. (CONTRIBUTING)
- # 42. 720 N. Eufaula Ave. (RANEY - CONNER - BLACKMON- TAYLOR HOUSE) ca. 1863, GREEK REVIVAL STYLE, two story with plain weatherboard siding, hip roof with flat roof over portico supported by Doric columns above which is the entablature (cornice, frieze & architrave). Atop the flat roof is a balustrade matching the one at porch level. (CONTRIBUTING)
- # 43. 706. N. Eufaula Ave. (PITTS - GRAY - BEAM - GILBERT HOUSE) ca. 1896, QUEEN ANNE STYLE, irregular plan two story house with plain weatherboard siding , hip with multi-gable roof, shed roof over porch with protruding gable all supported by turned post and having a balustrade on both the porch railing and as the frieze. Cut-away baywindows are prevalent. (CONTRIBUTING)
- # 44. 640 N. Eufaula Ave. (DREWRY - MITCHELL - MOORER HOUSE) ca. 1848, ITALIANATE STYLE, two story house with flush board siding, hip roof with flat roof over veranda supported by typical carved Italianate columns. Note the bracketed eaves which dominate the cornice line. Also note the central Palladian style window on the second floor. (CONTRIBUTING)

**United States Department of the Interior  
National Park Service**

**National Register of Historic Places  
Inventory—Nomination Form**



Continuation sheet


Item number 7

Page 13

- 
- # 45. 632 N. Eufaula Ave. (EUGENE H. GRAVES, JR. HOUSE) ca. 1930-1935, LATE CRAFTSMAN STYLE, one story with ship lap siding, side gable roof with gable over front stoop with return cornice. Note the Craftsman style carport with its tapered columns atop brick pedestals. (CONTRIBUTING)
- # 46. 622 N. Eufaula Ave. (RESIDENCE) ca. 1925-1930, CRAFTSMAN STYLE, one story frame house with ship lap siding, rectangular plan, with separated gables. Gable over porch supported by square columns on brick pedestals. (CONTRIBUTING)

**United States Department of the Interior  
National Park Service**

**National Register of Historic Places  
Inventory—Nomination Form**



Continuation sheet

Item number 7

Page 14

---


**BLOCK NO. 2 : CONTAINING NUMBERS AS LISTED BELOW  
(CONDITIONAL - CONTRIBUTING)**

---

- #33. 635 Cotton Ave. (SHELLEY BEATY HOUSE) ca. 1920, FOLK STYLE WITH CRAFTSMAN DETAILS, rectangular plan one story house with Aluminium siding, gable sides, flat roof over porch and carport supported by tapered columns atop brick pedestals. (CONDITIONAL - CONTRIBUTING)

**United States Department of the Interior  
National Park Service**

**National Register of Historic Places  
Inventory—Nomination Form**



Continuation sheet

Item number 7

Page 15

---


**BLOCK NO. 2 : CONTAINING NUMBERS AS LISTED BELOW  
(NON - CONTRIBUTING)**

---

- #30. 745 Cotton Ave. (JACK HILL HOUSE) ca. 1952, MODERN RANCH STYLE, rectangular plan one story house with wood siding, gable sides. Note aluminium awnings over windows. (NON-CONTRIBUTING)
  
- #32. 745 Cotton Ave. ( JACK HILL HOUSE) ca. 1960, MODERN RANCH STYLE, rectangular plan one story brick-veneer house with gable sides. Note the enclosed carport. (NON-CONTRIBUTING)
  
- # 34 135 Browder St. ca. 1945-1950, SHOTGUN, rectangular plan one story house with ship lap siding, gable front roof with porch under main gable, supported by square post. (NON-CONTRIBUTING)
  
- # 35 131 Browder St. ca. 1955-1960, MODERN - GABLE SIDES, rectangular plan one story frame house with ship lap siding, gable sides with shed roof over partially screened-in front porch. (NON-CONTRIBUTING)
  
- # 36 129 Browder St. ca. 1945-1950, SHOTGUN, rectangular plan one story frame house with texture lll siding, gable front with shed roof over porch. (NON-CONTRIBUTING)
  
- # 37 127 Browder St. ca. 1945-1950, SHOTGUN, rectangular plan one story frame house with asphalt siding, gable front with shed roof over porch. (NON-CONTRIBUTING)
  
- # 38 125 Browder St. ca. 1945-1950, SHOTGUN, rectangular plan one story frame house with asphalt siding, gable front with shed roof over porch. (NON-CONTRIBUTING)
  
- # 40. 740 N. Eufaula Ave. (DICK BEASLEY HOUSE) post 1940, TUDOR STYLE, two story house with stucco finish, side gables with classic steeply pitched cross-gables, arched entry way. (NON-CONTRIBUTING)

United States Department of the Interior  
National Park Service

**National Register of Historic Places  
Inventory—Nomination Form**



Continuation sheet

Item number 7

Page 16

---


**BLOCK NO. 3 : CONTAINING NUMBERS AS LISTED BELOW  
(CONTRIBUTING)**

---

- # 47. 120 E. Browder St. (MARIAN CARNES HOUSE) ca. 1870-1875, FOLK VICTORIAN COTTAGE, one story frame house with plain weatherboard siding, gable sides with central front gable. Flat roof over porch supported by square columns, porch is built on brick piers with lattice work between piers. (CONTRIBUTING)
- # 48. 134 E. Browder St. (RESIDENCE) ca. 1870-1875, ONE STORY HIPPED ROOF , one story frame house with plain weather-siding, hip roof with shed roof over porch, supported by slender square columns connected by balustrade with turned balusters. Note the single glass transom above the door. (CONTRIBUTING)
- # 50. 202 E. Browder St. (RESIDENCE) ca. 1870-1875, FOLK VICTOR- IAN STYLE , one story frame house with plain weatherboard siding, high hip roof with large front gable, shed roof over porch supported by square columns connected by balus- trade with turned balusters. (CONTRIBUTING)
- # 51. 210 E. Browder St. (LARRY D. PODY HOUSE) ca. 1895-1900, FOLK VICTORIAN STYLE, one story frame house with plain weatherboard siding, cross-gable roof with cornice returns, flat roof over porch with Craftsman style tapered column supports atop brick pedestals. (CONTRIBUTING)

United States Department of the Interior  
National Park Service

# National Register of Historic Places Inventory—Nomination Form



Continuation sheet

Item number 7

Page 17

---


**BLOCK NO. 3 : CONTAINING NUMBERS AS LISTED BELOW**  
**(NON-CONTRIBUTING)**

---

- # 49. 144 E. Browder St. (HENRY C. CONNER) post 1945, NEOCOLONIAL  
STYLE, one story brick veneer house with gable sides and  
two dormers, single windows on either side of front door.  
Note the modillions beneath cornice line.  
(NON-CONTRIBUTING)

United States Department of the Interior  
National Park Service

National Register of Historic Places  
Inventory—Nomination Form



Continuation sheet

Item number 7


Page 18

**BLOCK NO. 4 : CONTAINING NUMBERS AS LISTED BELOW  
(CONTRIBUTING)**

- # 52. 746 N. Randolph Ave. (RENTAL UNITS) ca. 1935 , CRAFTSMAN , one story frame house with ship lap siding and gable sides, shed roof over left entry and gable over right entry. Note the Craftsman style unenclosed eaves and exposed roof rafters. (CONTRIBUTING)
- # 53. 742 N. Randolph Ave. (EDWIN G. JONES HOUSE) ca. 1875-1880, FOLK STYLE HOUSE, one story house with two wings on either side of original structure. Wings are front gables with board and batten siding while the main structure is plain weatherboard siding. Note the chimney location in the main body. (CONTRIBUTING)
- # 54. 726 N. Randolph Ave. (JOHN B. BYARS, JR. HOUSE) ca. 1925-1930, CRAFTSMAN STYLE, one story frame house, brick veneer with low hip roof and gable over front entrance, unenclosed eaves with exposed roof rafters and knee braces. (CONTRIBUTING)
- # 56. 714 N. Randolph Ave. (RESIDENCE) ca. 1895-1900, QUEEN ANNE STYLE, one story irregular plan with plain weatherboard siding, pyramidal roof with multi-gables, shed roof over porch with protruding gable supported by turned post, with jigsaw cut Victorian woodwork on balustrade and turned spindles as the frieze. (CONTRIBUTING)
- # 57. 702 N. Randolph Ave. (MERRILL A. HARRISON HOUSE) ca. 1890-1900, QUEEN ANNE STYLE , one story house with plain weatherboard siding, flat deck atop high hip roof, porch under main roof supported by four Ionic columns. (CONTRIBUTING)
- # 58. 634 N. Randolph Ave. (RESIDENCE) ca. 1890-1900, FOLK VICTORIAN STYLE, one-and-a-half story frame house with plain weatherboard siding, gable front with wing , flat roof over porch supported by wrought iron columns. Note the dormer to the left of the front gable. (CONTRIBUTING)

United States Department of the Interior  
National Park Service

National Register of Historic Places  
Inventory—Nomination Form



Continuation sheet


Item number 7

Page 19

- # 61. 606 N. Randolph Ave. (MACON - SIMPSON - THOMAS HOUSE) ca. 1850, GREEK REVIVAL STYLE, one story frame house with wide ship lap siding, hip roof with porch under main roof supported by six square Doric columns. Note the full entablature. Also note the full transom with frosted floral glass sidelights. (CONTRIBUTING)
- # 62. 538 N. Randolph Ave. (E.P. CLARKE HOUSE) ca. 1935, TUDOR STYLE, one story brick veneer house with gable sides, split frontal gables steeply pitched. Note the arched entry way and arches over side patio. This Tudor style is not typical due to the absence of decorative half-timbering. (CONTRIBUTING)
- # 63. 526 N. Randolph Ave. (WADE B. PERRY HOUSE) ca. 1895-1905, QUEEN ANNE STYLE, one-and-a-half story house with plain weatherboard siding, hip roof with central dormer, flat roof over porch supported by Ionic columns. Note the full transom with sidelights. (CONTRIBUTING)
- # 64. 518 N. Randolph Ave. (SAM R. HAMRICK HOUSE) ca. 1930, CRAFTSMAN STYLE, one story brick veneer house with cross-gable roof and centered dormer over front entrance, Craftsman style unenclosed eaves and exposed roof rafters, gable over porch has knee braces, gable supported by solid masonry columns. (CONTRIBUTING)
- # 65. 508 N. Randolph Ave. (PRESENTLY VACANT) ca. 1870, FOLK VICTORIAN, a one story frame house with plain weatherboard siding, cross-gable roof with cornice returns, shed roof over porch supported by chamfered square post with Victorian detailing, turned balusters along front porch. Baywindow was added at a later date. (CONTRIBUTING)
- # 66. 116 E. Shorter St. (J.F. BYRD HOUSE) ca. 1925-1930, CRAFTSMAN STYLE, one story frame house with plain weatherboard siding, cross-gable roof with unenclosed eaves and exposed roof rafters, knee braces under gables in front and also under gable over front entrance, double garage added. (CONTRIBUTING)
- # 67. 512 N. Eufaula Ave. (ROBERTS - SPURLOCK HOUSE) ca. 1885-1890, QUEEN ANNE STYLE, irregular plan one story with plain weatherboard siding, hip with extended multi-gable, flat roof over porch with protruding gable over front entrance supported by turned post with balusters across the bottom and as frieze above. Victorian details under front gables (CONTRIBUTING)

United States Department of the Interior  
National Park Service

National Register of Historic Places  
Inventory—Nomination Form



Continuation sheet


Item number 7

Page 20

- # 68. 525 N. Eufaula Ave. (ROBERTS - DEAN HOUSE) ca. 1880-1890  
QUEEN ANNE STYLE, irregular plan one story with plain weatherboard siding, high hip roof, large bay portion extends from the front elevation. This house has lost most all of its original Victorian details/woodwork being replaced by wrought iron details. (CONTRIBUTING)
- # 69. 536 N. Eufaula Ave. (SCHEUER - BAKER HOUSE) ca. 1890,  
QUEEN ANNE STYLE, irregular plan one story house with plain weatherboard siding. high hip roof with multi-gables, small turret protruding from hip, shed roof over porch with extended gable over main entrance, supported by turned post with balustrade across bottom and as frieze above. Cut-away baywindow is present and also note the small Palladian type window beneath gable. (CONTRIBUTING)
- # 70. 605 N. Eufaula Ave. (ROBINSON - PRUITT - BOOTH - CHANLER HOUSE) ca. 1882, VERNACULAR COTTAGE , one story frame house with large ship lap siding, low hip roof with porch under main roof, supported by six square Doric columns. Note the full transom with sidelights. (CONTRIBUTING)
- # 72. 621 N. Eufaula Ave. (GASTON - WEST - GAMBLE HOUSE)  
ca. 1865-1870, FOLK VICTORIAN STYLE, two story house with plain weatherboard siding, cross-gable roof with shed roof over porch and having a protruding gable over entrance, supported by slender columns joined at the top by arching Victorian woodwork, balusters across the bottom. (CONTRIBUTING)
- # 73. 631 N. Eufaula Ave. (W.G. REVEL HOUSE) ca. 1930, CRAFTSMAN STYLE, one story house, L-shape plan, brick veneer with cross-gable roof with unenclosed eaves and exposed roof rafters. (CONTRIBUTING)
- # 74. 642 N. Eufaula Ave. (RESIDENCE) ca. 1900-1905, VICTORIAN WITH CRAFTSMAN STYLE ADDITION, one story house with plain weatherboard siding, hip roof. Front porch displays Craftsman style qualities with its flat roof over porch, unenclosed eaves and exposed roof rafters, supported by solid brick columns. (CONTRIBUTING)
- # 75. 703 N. Eufaula Ave. (RESIDENCE) ca. 1880-1885, QUEEN ANNE STYLE, one story irregular plan with plain weatherboard siding, hip roof with cross-gable, cut-away baywindow prevalent. The house has lost all of its Victorian woodwork having been replaced with a Craftsman style porch, supported by tapered columns atop brick pedestals. (CONTRIBUTING)

**United States Department of the Interior  
National Park Service**

**National Register of Historic Places  
Inventory—Nomination Form**



Continuation sheet


Item number 7

Page 21

- # 76. 715 N. Eufaula Ave. (RESIDENCE) ca. 1890-1895, QUEEN ANNE STYLE, one story irregular plan with plain weatherboard siding, multi-hip roof with cross-gable (note the cut-away portion of the main gable), flat roof over porch supported by turned post with balustrade across the bottom and as frieze above. Note also the cut-away baywindow. (CONTRIBUTING)
- # 77. 725 N. Eufaula Ave. (HUDSON - THOMAS - JENKINS HOUSE) ca. 1890, QUEEN ANNE STYLE, one-and-a-half story house with plain weatherboard siding, gable-on-hip roof with shed roof over porch and gable over main entrance supported by slender post connected by balustrade having staggered balusters across the bottom and spindles above as the frieze. (CONTRIBUTING)
- # 81. 135 E. Browder St. (CLAY P. WILLIAMS, JR. HOUSE) ca. 1925-1930, CRAFTSMAN STYLE, one story frame house with ship lap siding, cross-gable with unenclosed eaves and exposed roof rafters, gable over front porch supported by four square columns. (CONTRIBUTING)

United States Department of the Interior  
National Park Service

**National Register of Historic Places  
Inventory—Nomination Form**



Continuation sheet

Item number 7

Page 22

---


**BLOCK NO. 4 : CONTAINING NUMBERS AS LISTED BELOW  
(CONDITIONAL - CONTRIBUTING)**

---

- # 71. 609 N. Eufaula Ave. (RESIDENCE) ca. 1935 , COTTAGE  
STYLE/BUNGALOW, one story house with asbestos shingle  
siding, gable sides with unenclosed eaves and exposed roof  
rafters (Craftsman style), frontal chimney. Note the screen  
porch to the right of the house. (CONDITIONAL-CONTRIBUTING)

**United States Department of the Interior  
National Park Service**

**National Register of Historic Places  
Inventory—Nomination Form**



Continuation sheet

Item number 7


Page 23

**BLOCK NO. 4 : CONTAINING NUMBERS AS LISTED BELOW**  
**(NON - CONTRIBUTING)**

- # 55. 720 N. Randolph Ave. (GEORGE R. ALEXANDER HOUSE) ca. 1975-1980, MODERN, one story house with shiplap siding, low hip roof with cupola atop hip, porch is under main roof supported by slender columns connected by balustrade. Note the picket fence in front of house. (NON-CONTRIBUTING)
  
- # 59. 632 N. Randolph Ave. (JOHN R. POITEVINT HOUSE) ca. 1945, MODERN STYLE, one story brick veneer house with gable sides and gable over entry way. Note the Craftsman style unenclosed eaves and exposed roof rafters. (NON-CONTRIBUTING)
  
- # 60. 620 N. Randolph Ave. (RESIDENCE) ca. 1945, MODERN STYLE, one story brick veneer house with side gables and front gable over entry way supported by wrought iron columns. Note the Craftsman style unenclosed eaves and exposed roof rafters. Also note the broken pediment over front door. (NON-CONTRIBUTING)
  
- # 78. 735 N. Eufaula Ave. (RELFE S. PRUETT HOUSE) ca. 1945, MODERN STYLE, one story brick veneer house with gable sides with two front cross-gable wings, flat roof over porch supported by round columns. Note the half circle vents above the windows. (NON-CONTRIBUTING)
  
- # 79. 743 N. Eufaula Ave. (RESIDENCE) ca. 1940, POP TYPE, one story frame house with asbestos shingle siding, cross-gable roof, L-shape plan. (NON-CONTRIBUTING)
  
- # 80. 745 N. Eufaula Ave. (RESIDENCE) ca. 1960-1965, MODERN STYLE one story brick veneer house with gable sides. Note the sidelights at front entrance. (NON-CONTRIBUTING)

United States Department of the Interior  
National Park Service

National Register of Historic Places  
Inventory—Nomination Form



Continuation sheet

Item number 7


Page 24

**BLOCK NO. 5 : CONTAINING NUMBERS AS LISTED BELOW  
(CONTRIBUTING)**

- # 83. 420 N. Eufaula Ave. (FOY - BEASLEY HOUSE) ca. 1890-1895, VICTORIAN STYLE, two-and-a-half story house, solid masonry walls with high hip roof and multi-gables, shed roof over porch supported by Classical columns resting atop brick pedestals connected by balustrade. Note the square tower to the left of the house, also note the dentil molding and the stone lintels and sills. (CONTRIBUTING)
- # 85. 340 N. Eufaula Ave. (SHORTER MANSION) ca. 1906, NEO-CLASSICAL REVIVAL STYLE, two story house with stucco finish seventeen free-standing Corinthian columns, low hip roof hidden by balustrade. Extremely decorative frieze and architrave. Above the frieze is a dentil molding and above this you have modillions which are beneath the corona all of which make up the classical entablature. (CONTRIBUTING)
- # 86. 334 N. Eufaula Ave (WINGATE - ROBINSON - MCCLENNY HOUSE) ca. 1846, presently this house has a QUEEN ANNE appearance (ca. 1890). One-and-a-half story house with plain weatherboard siding, hip roof with three protruding gables, shed roof over porch with gable over entrance supported by turned posts connected by balustrade across the bottom and frieze. (CONTRIBUTING)
- # 88. 312 N. Eufaula Ave. (MERCER - MOORE - SPARKS HOUSE) ca. 1910, NEOCLASSICAL REVIVAL, two-and-a-half story solid masonry structure, hip roof with dormers and protruding gable, balustrade atop hip and also at porch level and above. Note the protruding curved portico at the entrance. Corinthian columns support porch roof. This example is somewhat unusual in that no colossal columns are used for the full-height entry; instead a second tier of one story columns occurs above the lower porch. (CONTRIBUTING)
- # 89. 124 W. Cherry St. (M. PARRISH HOUSE) ca. 1915-1920, CRAFTSMAN STYLE, one story house with ship lap siding, gable sides with flat roof over porch (note the arch above the main entrance), supported by tapered columns atop brick pedestals. (CONTRIBUTING)

**United States Department of the Interior  
National Park Service**

**National Register of Historic Places  
Inventory—Nomination Form**



Continuation sheet


Item number 7

Page 25

- #91. 136 Cherry St. (ANNE SLADE HOUSE) ca. 1885 - 1890, FOLK VICTORIAN STYLE, rectangular plan one story house with plain weatherboard siding, hip roof with central gable over entrance, flat roof over porch supported by free classic round columns which are connected by spindlework balustrade. (CONTRIBUTING)
- #93. 220 Cherry St. (HARRY POULE HOUSE) ca. 1910 - 1915, CRAFTSMAN STYLE, rectangular plan one story house with stucco finish, gable front with knee braces under eaves. Note the exposed roof rafters and the diamond treatment atop the columns. (CONTRIBUTING)
- #94. 236 Cherry St. (LORRAINE ADAMS HOUSE) ca. 1885 - 1890, FOLK VICTORIAN WITH CRAFTSMAN DETAILS, gable front with wing plan, one story house with plain weatherboard siding, flat roof over porch supported by double square columns atop Ashlar Face concrete block which is also seen in the foundation. (CONTRIBUTING)
- #99. Colby St. (IRIS WEED HOUSE) ca. 1920 - 1925, BUNGALOW, rectangular plan one story brick-veneer house with split gable roof and having Tudor detailing. (CONTRIBUTING)
- #100. 425 Colby St. ca. 1910 - 1915, CRAFTSMAN STYLE, rectangular plan one story house with ship lap siding, Jerkinhead roof with extended front gable. Note the exposed roof rafters and tapered columns atop brick pedestals. (CONTRIBUTING)
- #101. 429 Colby St. ca. 1910 - 1915, CRAFTSMAN STYLE, rectangular plan one story house with ship lap siding, split front gable roof with exposed rafters and unenclosed eaves. Note the tapered columns atop brick pedestals. (CONTRIBUTING)
- #102. 235 Highland Ave. (WALTER MIDDLETON HOUSE) ca. 1895 - 1900, QUEEN ANNE STYLE, rectangular plan one story house with plain weatherboard siding, hip roof with lower cross gable. Note the central gable over entrance. Shed roof over porch is supported by turned post connected at the bottom by jigsaw balustrade and at the top by arch work frieze. (CONTRIBUTING)
- #104. 143 Highland Ave. (ROBERT DOMINICK HOUSE) ca. 1875 - 1880, FOLK VICTORIAN STYLE, rectangular plan one story house with plain weatherboard siding, hip roof extends over the porch and is supported by square post connected at the bottom by jigsaw cut balustrade and at the top by jigsaw cut brackets. (CONTRIBUTING)

**United States Department of the Interior  
National Park Service**

**National Register of Historic Places  
Inventory—Nomination Form**



Continuation sheet


Item number 7

Page 26

- #105. 137 Highland Ave. (WILLIAM HOSTETTER HOUSE) ca. 1910 - 1915, FOLK NATIONAL, rectangular plan one story house with plain weatherboard siding. Note the three elongated lights above solid light windows. (CONTRIBUTING)
- #106 133 Highland Ave. ca. 1910-1915, CRAFTSMAN STYLE, rectangular plan one story house with plain weatherboard siding, gable front with shed roof over porch supported by tapered columns atop brick pedestals. Note the exposed roof rafters and unenclosed eaves. (CONTRIBUTING)
- #108 123 Highland Ave. (EVIE WADE HOUSE) ca. 1910-1915, CRAFTSMAN STYLE, rectangular plan one story building with ship lap siding, split gable front . Note the tapered columns atop brick pedestals and the exposed roof rafters. (CONTRIBUTING)
- # 109. 125 W.Highland Ave. (RESIDENCE) ca. 1925-1930, POP TYPE, one story frame house with plain weatherboard siding, hip roof with gable over front porch, supported by square columns and having a wrought iron balustrade. (CONTRIBUTING)

**United States Department of the Interior  
National Park Service**

**National Register of Historic Places  
Inventory—Nomination Form**



Continuation sheet

Item number 7

Page 27

---


**BLOCK NO. 5 : CONTAINING NUMBERS AS LISTED BELOW  
(CONDITIONAL - CONTRIBUTING)**

---

- #90 130 Cherry St. (DOROTHY EARL HOUSE) ca. 1890-1895, QUEEN ANNE STYLE, irregular plan two story house with multi-gable roof asbestos shingle siding, hip roof over porch supported by by turned bracketed post connected by balustrade at porch level and spindlework frieze above. ( CONDITIONAL - CONTRI-BUTING)
- #98 407 Colby St. (DOROTHY LOCKWOOD HOUSE) ca. 1930-1935, MODERN, rectangular plan one story house with asbestos shingle cross-gable roof. (CONDITIONAL - CONTRIBUTING)
- #103 Highland Ave. (ELELYN WATKINS) ca. 1920-1925, MODERN, rectan-gular plan one story house with asbestos shingle siding, cross-gable roof. (CONDITIONAL - CONTRIBUTING)
- #107. 131 Highland Ave. (JAMES HARRISON HOUSE) ca. 1910-1915, CRAFTSMAN STYLE, rectangular plan one story house with plain weatherboard siding, gable front. Note the removal of the front porch but rehabilitation is in progress. (CONDITIONAL-CONTRIBUTING)

United States Department of the Interior  
National Park Service

**National Register of Historic Places  
Inventory—Nomination Form**



Continuation sheet

Item number 7

Page 28

---


**BLOCK NO. 5 : CONTAINING NUMBERS AS LISTED BELOW  
(NON - CONTRIBUTING)**

---

- # 82. 430 N. Eufaula Ave. (RESIDENCE) ca. 1945, MODERN STYLE, one story brick veneer house with gable sides, wrought iron porch supports. Side addition exterior walls faced with fieldstone. (NON-CONTRIBUTING)
  
- # 84. 406 N. Eufaula Ave. (HERITAGE APARTMENTS, LTD.) ca. 1960-1965, MODERN STYLE, two story brick veneer with low hip roof. (NON-CONTRIBUTING)
  
- # 87. 322 N. Eufaula Ave. (ELIZABETH SMITH HOUSE) ca. 1945, COLONIAL REVIVAL STYLE, two story house with plain weather-board siding, gable sides with flat roof over porch supported by double square columns. Note the two baywindows on either side of the house, also note the triangular pediment over the front entrance. (NON-CONTRIBUTING)
  
- #92 212 Cherry St. (ELSIE SCARBOROUGH HOUSE) ca. 1960-1965, MODERN RANCH STLYE, rectangular plan one story house, brick-veneer, with hip roof. (NON-CONTRIBUTING)
  
- #95 333 Colby St. (CHERYL TAYLOR HOUSE) ca. 1945-1950, MODERN STYLE, rectangular plan one story house with Asbestos shingle siding, low pitched hip roof with screen patio to the left of the house. (NON-CONTRIBUTING)
  
- #96 335 Colby St. (M.H. CONNER HOUSE), ca.1950-1955, MODERN RANCH STYLE, rectangular plan one story brick-veneer house, gable front and side wing. (NON-CONTRIBUTING)
  
- #97 415 Colby St. (HOMER STOOPS HOUSE), ca. 1945-1950, MODERN, gable front with wing plan one story house with Aluminium siding, (NON-CONTRIBUTING)
  
- # 110. 101 W.Highland Ave.(RESIDENCE) ca. 1945, MODERN, one story house with brick veneer and wood siding, gable sides. (NON-CONTRIBUTING)

**United States Department of the Interior  
National Park Service**

**National Register of Historic Places  
Inventory—Nomination Form**



Continuation sheet

Item number 7


Page 29

**BLOCK NO. 6 : CONTAINING NUMBERS AS LISTED BELOW**  
**(CONTRIBUTING)**

- #112 225 Cherry St. (FLORENCE BAKER HOUSE) ca.1875-1880, FOLK VICTORIAN, gable front with wing plan one story house with plain weatherboard siding, shed roof over porch supported by chamfered post connected at the bottom by balustrade and at top by arch brackets. Note bay window under front gable. (CONTRIBUTING)
- #114 135 Cherry St. (FOY-RICE-IRBY-STOOKE HOUSE), ca.1878, FOLK VICTORIAN STYLE, rectangular plan one story house with plain weatherboard siding, gable sides with shed roof over porch supported by chamfered post connected by jigsaw cut balustrade and decorative brackets above. Built by John Pou Foy for his bride Carrie E. Drewry. (CONTRIBUTING)
- #115 127 Cherry St. (THORNTON- STEWARD - HONAN HOUSE) ca. 1870, FOLK VICTORIAN STYLE, rectangular plan one story house with plain weatherboard siding, gable sides with central gable over entrance, shed roof over porch supported by chamfered post connected by balustrade with turn balusters at bottom and arched brackets at top. Note the arched window in front gable and transom with sidelights at entrance. (CONTRIBUTING)
- # 116. 125 Cherry St. (CHARLES R. GATTY HOUSE) ca. 1935, one story house with ship lap siding, gable sides with gable over entry porch, supported by square columns. Note the modillions under the eaves giving the house a classical flare. (CONTRIBUTING)
- # 117. 230 N. Eufaula Ave. (MARTIN - BULLOCK - BALLOWE HOUSE) ca. 1879, FRENCH SECOND EMPIRE, two story house with plain weatherboard siding, cut away front gable with wing, square tower with pedimented dormers, protruding bay window crowned with balusters, shed roof over porch supported by bracketed post. Significant landscape feature: 20 inch cal. female Ginkgo in front yard. (CONTRIBUTING)
- # 118. 222 N. Eufaula Ave. (J. L. HOUSTON, III HOUSE) ca. 1895-1900, QUEEN ANNE STYLE, one-and-a-half story with plain weatherboard siding, deck atop high hip with cross gable, and central dormer with arched window over entrance. Flat roof over porch supported by round columns with Ionic capitals connected by balustrade. (CONTRIBUTING)

**United States Department of the Interior  
National Park Service**

**National Register of Historic Places  
Inventory—Nomination Form**



Continuation sheet


Item number 7

Page 30

- # 119. 214 N. Eufaula Ave. (DOGWOOD INN RESTAURANT) ca. 1895-1900  
QUEEN ANNE STYLE , one-and-a-half story house with  
plain weatherboard siding, deck atop hip roof with cross  
gables and central dormer, flat roof over porch with gable  
over entrance supported by columns with Corinthian  
capitals. (CONTRIBUTING)
- # 121. 166 N. Eufaula Ave. (I O O F EUFAULA LODGE) ca. 1885,  
COMMERCIAL CONSTRUCTION , two story solid masonry  
walls with stucco finish, flat roof pitched to the rear  
with corbel roof line, segmental arches above second story  
windows, veranda over sidewalk. (CONTRIBUTING)
- # 122. 114 N. Eufaula Ave. (HOTEL ADDITION - BLUFF CITY INN)  
built in 1928, ITALIANATE STYLE, typical commercial con-  
struction, solid masonry walls with flat roof, corbel along  
front roof line, four story building. (CONTRIBUTING)
- # 123. 100 N. Eufaula Ave. (CENTRAL HOTEL - BLUFF CITY INN)  
ca. 1885, ITALIANATE STYLE, typical commercial construction  
solid masonry walls with flat roof, three story building  
with segmental arched windows on the second and third  
floors, corbel along front roof line. Note the second story  
veranda. Presently the building is under renovation.  
(CONTRIBUTING)
- # 124. 108 W. Broad St. (McPHERSON REALTY BUILDING) ca. 1885-1890  
BRICK COMMERCIAL BUILDING, solid masonry walls with flat  
roof pitched to the rear. Original doors and windows have  
been reworked. Note the single arched window to the right  
of the entrance. (CONTRIBUTING)
- #127 216 W. Broad St. (KATHRYN DENT HOUSE), ca. 1915-1920, CRAFTS-  
MAN STYLE, rectangular plan one story house with plain weat-  
herboard siding, split gable roof with exposed roof rafters  
and unenclosed eaves. Note the typical Craftsman style  
tapered columns atop brick pedestals. (CONTRIBUTING)
- #128 224 W. Broad St., (GAY M. BENNETT HOUSE), ca. 1930-1935,  
COLONIAL REVIVAL, rectangular plan one story brick-vener  
house with main structure having gable sides and flanking  
structures having gable fronts. Note the arch pediment  
over the entrance and the balustrade over extended porch  
roof. (CONTRIBUTING)
- #129 226 W. Broad St., (COLBY - OPPENHEIMER - BARR HOUSE) , ca.  
1840, built by John Colby additions in 1905 give a more  
Craftsman style appearance. Note the bracketed eaves and  
large columns supporting front porch, cross gable roof,  
plain weatherboard siding two story house. (CONTRIBUTING)

**United States Department of the Interior  
National Park Service**

**National Register of Historic Places  
Inventory—Nomination Form**



Continuation sheet


Item number 7

Page 31

- 
- #131 129 Colby St. (MILDRED G. NEVILLE HOUSE), ca. 1925-1930, LATE CRAFTSMAN STYLE, rectangular plan one story house with plain weatherboard siding, gable sides with central gable over entrance. Note the unenclosed eaves and exposed roof rafters. (CONTRIBUTING)
- #132 131 Colby St. (CLYDE GARDNER HOUSE), ca. 1895-1900, FOLK VICTORIAN, gable front with wing plan one story house with plain weatherboard siding, shed roof over porch supported by square columns. Note the transom with sidelights at entrance. (CONTRIBUTING)
- #134 213 Colby St. (EVELYN COLE HOUSE) ca. 1925, CRAFTSMAN STYLE, rectangular plan one story house with ship lap siding, gable sides with front gable porch. Note the exposed roof rafters and also the 3 over 1 windows. (CONTRIBUTING)

**United States Department of the Interior  
National Park Service**

**National Register of Historic Places  
Inventory—Nomination Form**



Continuation sheet

Item number 7

Page 32

---


**BLOCK NO. 6 : CONTAINING NUMBERS AS LISTED BELOW  
(CONDITIONAL - CONTRIBUTING)**

---

- #111 237 Cherry St. (LEON WALKER HOUSE), ca. 1875-1880, FOLK VICTORIAN, rectangular plan two story house with Asbestos shingle siding, Jerkinhead roof, roof over porch supported by truned post. (CONDITIONAL - CONTRIBUTING)
- #113 217 Cherry St. (MARGARET COLE HOUSE), ca. 1925, FOLK NATIONAL, SIDE-GABLE FAMILY, rectangular plan one story house with Aluminium siding. Note the central gable over front entrance. (CONDITIONAL - CONTRIBUTING)
- #130 127 Colby St. (LAURA FREEMAN HOUSE), ca. 1925-1930, FOLK NATIONAL, SIDE-GABLE FAMILY, rectangular plan one story house with Aluminium siding, gable sides with extended gable over entrance. (CONDITIONAL - CONTRIBUTING)

United States Department of the Interior  
National Park Service

National Register of Historic Places  
Inventory—Nomination Form



Continuation sheet

Item number 7

Page 33

---

**BLOCK NO. 6 : CONTAINING NUMBERS AS LISTED BELOW**  
**(NON - CONTRIBUTING)**

---

- # 120. 130 N. Eufaula Ave. (GULF STATION) ca. 1960, MODERN, stucco over concrete block with metal facade, flat roof with flat top metal canopy over gas pumps. (NON-CONTRIBUTING)
  
- # 125. 200 W. Broad St. (BILL'S DOLLAR STORE) ca. 1965-1970, MODERN COMMERCIAL CONSTRUCTION, concrete block walls with bar joist, flat roof with extended roof over sidewalk supported by metal post. (NON-CONTRIBUTING)
  
- #126 214 W. Broad St. (PIGGLY-WIGGLY STORE), ca.1975, MODERN STYLE COMMERCIAL, rectangular plan one story concrete block building with flat roof supported by bar-joist. (NON-CONTRIBUTING)
  
- #133 Colby St. ca.1980, MODERN STYLE TOWNHOUSE, rectangular plan two story townhouse, texture l11 siding with brick firewall. (NON - CONTRIBUTING)

**United States Department of the Interior  
National Park Service**

**National Register of Historic Places  
Inventory—Nomination Form**



Continuation sheet

Item number 7


Page 34

**BLOCK NO. 12 : CONTAINING NUMBERS AS LISTED BELOW**  
**(CONTRIBUTING)**

- # 135. 438 N. Randolph Ave. (RESIDENCE) ca. 1890-1895, QUEEN ANNE, one-and-a-half story house with plain weatherboard siding, flat deck atop hip roof with dormer, frontal gable with extended entry gable supported by turned post with balustrade. Note the bay window to the right of the house, also note the use of small stain glass window lights.  
(CONTRIBUTING)
- # 136. 436 N. Eufaula Ave. (BELL - REA HOUSE) ca. 1910, QUEEN ANNE STYLE, one-and-a-half story house with solid masonry walls, flat deck atop hip roof with flat roof over curved portico, supported by eight fluted Ionic columns. Note the central dormer with its Palladian type window, also note the stone lintels and sills. (CONTRIBUTING)
- # 137. 422 N. Eufaula Ave. (DONALD W. SIMMS HOUSE) ca. 1891, QUEEN ANNE STYLE, one-and-a-half story house with plain weatherboard siding, steep pyramidal roof with multi-gables, shed roof over porch with protruding entry gable (unadorned round columns atop brick pedestals support entry gable while turned post support shed roof), columns are connected by balustrade at porch level and above (frieze). Note the porch turret to the left of the entrance. (CONTRIBUTING)
- # 140. 413 N. Eufaula Ave. (BRAY - BARRON HOUSE) ca. 1850, GREEK REVIVAL STYLE, one story frame house with plain weatherboard siding, hip roof with porch under hip, supported by six Doric columns connected by balustrade. Note the entablature and also the full transom with sidelights.  
(CONTRIBUTING)
- # 141. 423 N. Eufaula Ave. (LEWY - KAIGLER - MIXON HOUSE) ca. 1879 ITALIANATE STYLE, one-and-a-half story house with unusual scored weatherboard siding, hip roof with cupola, shed roof over porch supported by chamfered columns connected by balustrade at porch level and by Victorian detailing above. Note the typical Greek Revival type enframements around the doors and windows (triangular pediments).  
(CONTRIBUTING)

**United States Department of the Interior  
National Park Service**

**National Register of Historic Places  
Inventory—Nomination Form**



Continuation sheet


Item number 7

Page 35

- # 142. 437 N. Eufaula Ave. (RUSSELL - FLOURNOY - HOUGHTON HOUSE) ca. 1905 NEOCLASSICAL STYLE, two-and-one-half story house with flat deck atop hip roof with side and frontal dormers above entries. House is coarse stucco with wooden trim which is embossed with garlands on the second story and dentils on the first. The flat roof over the porch with protruding curved portico is supported by Ionic columns. Balustrade connects columns on porch level. Note the Palladian entry door and also the Palladian motif in second story central window. (CONTRIBUTING)
- # 143. 119 E. Shorter St. (MRS. A.J. LINGO HOUSE) ca. 1925-1930 CRAFTSMAN STYLE, one story frame house with ship lap siding cross gable roof with unenclosed eaves and exposed roof rafters, porch gable supported by two tapered wooden post atop brick pedestals. (CONTRIBUTING)

**United States Department of the Interior  
National Park Service**

**National Register of Historic Places  
Inventory—Nomination Form**



Continuation sheet

Item number 7

Page 36

---


**BLOCK NO. 12 : CONTAINING NUMBERS AS LISTED BELOW  
(NON - CONTRIBUTING)**

---

- # 138. 408 N. Randolph Ave. (RANDOLPH STREET APARTMENTS) ca. 1950  
MODERN, two story buildings with Asbestos shingle siding  
and gable sides. (NON-CONTRIBUTING)
  
- # 139. 411 N. Eufaula Ave. (OLIN SMITH HOUSE) ca. 1945, POP TYPE  
one story brick veneer house with multi-gable roof. Note  
the frontal chimney. (NON-CONTRIBUTING)

United States Department of the Interior  
National Park Service

National Register of Historic Places  
Inventory—Nomination Form



Continuation sheet

Item number 7


Page 37

**BLOCK NO. II : CONTAINING NUMBERS AS LISTED BELOW  
(CONTRIBUTING)**

- # 146. 312 N. Randolph Ave. (THORNTON - COMER - RUDDERMAN HOUSE) ca. 1845, COLONIAL REVIVAL STYLE, one-and-a-half story house with plain weatherboard siding, multi-gable roof with flat roof over porch supported by both square and round Doric columns, connected by balustrade. Two recessed columns flank the entry way. Note the craftsmanship in the frieze and also note the brackets under the eaves. (Current appearance dates from ca. 1909.) (CONTRIBUTING)
- # 147. 240 N. Randolph Ave. (RESIDENCE) ca. 1895-1900, QUEEN ANNE STYLE, irregular plan one story house with plain weatherboard siding, hip with cross gable, flat roof over porch supported by slender post with turned spindle balusters at porch level and jigsaw cut detailing above. (CONTRIBUTING)
- # 148. 300 N. Randolph Ave. (FRANK JENNINGS HOUSE) ca. 1909, COLONIAL REVIVAL STYLE, two story frame house with plain weatherboard siding, hip roof with flat roof over porch supported by fluted Doric columns. On either side the entrance there is a square Doric column flanked by two fluted Doric columns. Note the balustrade across the top of the porch and at porch level. (CONTRIBUTING)
- # 149. N. Eufaula Ave. at St. James St. (ST. JAMES EPISCOPAL CHURCH) ca. 1905, GOTHIC REVIVAL STYLE, stucco finish with bell tower to the right and lower tower to the left of entrance, both having battlements, gable roof with parapet wall makes up the section between the two towers. Note the pointed arched windows with beautiful Tiffany stain glass. The Landsome altar was carved by Anton Lang while he was a refugee in the United States. (CONTRIBUTING)
- # 150. 305 N. Eufaula Ave. (ST. JAMES RECTORY) ca. 1885, QUEEN ANNE STYLE, one story house with plain weatherboard siding, gable sides with gable over stoop. Note the cut-away bay area where window removal has occurred. Significant landscape feature: large Red Cedar in front yard. (CONTRIBUTING)
- # 151. 311 N. Eufaula Ave. (RESIDENCE) ca. 1935, TUDOR STYLE, two story brick house with gable sides and inset dormers, frontal gable has parapet wall. Note the frontal chimney and also the quions at the wall junctions. (CONTRIBUTING)

**United States Department of the Interior  
National Park Service**

**National Register of Historic Places  
Inventory—Nomination Form**



Continuation sheet


Item number 7

Page 38

- # 152. 325 N. Eufaula Ave. (COURIC - SMITH HOUSE) ca. 1854, GREEK REVIVAL STYLE, two story house with large ship lap siding, low hip roof with porch under hip, supported by six square Doric columns. Note the second story balustrade and also note the full entablature (cornice, frieze and architrave). (CONTRIBUTING)
- # 154. 343 N. Eufaula Ave. (HARRY J. GOGGANS HOUSE) ca. 1895-1900 QUEEN ANNE STYLE, one story house with plain weatherboard siding, gable atop hip roof with cross gable, cut-away bay window present. This house has taken on a Craftsman style appearance having a flat roof over the porch and being supported by tapered columns atop brick pedestals. (CONTRIBUTING)

**United States Department of the Interior  
National Park Service**

**National Register of Historic Places  
Inventory—Nomination Form**



Continuation sheet

Item number 7

Page 39

---


**BLOCK NO. II : CONTAINING NUMBERS AS LISTED BELOW  
(NON - CONTRIBUTING)**

---

- # 144. 332 N. Randolph Ave. (RESIDENCE) ca. 1945, MODERN, one story brick veneer house with side gables, stoop over entry way. (NON-CONTRIBUTING)
  
- # 145. 322 N. Randolph Ave. (MRS. WILLIE N. ADAMS) ca. 1950, TUDOR REVIVAL, one story house with stucco finish and cut-away front and side gables. Note frontal chimney. (NON-CONTRIBUTING)
  
- # 153. 335 N. Eufaula Ave. (HAZEL W. HERLONG HOUSE) ca. 1955, MODERN, one story brick veneer house with gable sides. (NON-CONTRIBUTING)

United States Department of the Interior  
National Park Service

National Register of Historic Places  
Inventory—Nomination Form



Continuation sheet

Item number 7


Page 40

**BLOCK NO. 13 : CONTAINING NUMBERS AS LISTED BELOW  
(CONTRIBUTING)**

- # 155. 725 N. Randolph Ave. (MILTON - MACELVAIN) ca. 1855-1860, GREEK REVIVAL STYLE, one story house with ship lap siding hip roof with shed roof over porch supported by eight wooden columns connected by balustrade. Note the full transom with sidelights. (CONTRIBUTING)
- # 158. 703 N. Randolph Ave. (HUGH C. SPARKS, III HOUSE) ca. 1915-1920, VICTORIAN STYLE, one story brick house with hip roof, porch under hip supported by square masonry columns. Note the unusual elongated window lights making up the six over six windows. (CONTRIBUTING)
- # 159. 641 N. Randolph Ave. (SHAIFE - ROBINSON - HOUSTON - MCKEE HOUSE) built in 1872, ONE STORY - HIPPED ROOF, one story house with plain weatherboard siding, high hip roof with protruding front gable, seperate roof over porch supported by square Doric columns connected by balustrade. (CONTRIBUTING)
- # 160. 633 N. Randolph Ave. (RHODES - O'BRIEN - ALDAG - PURCELL HOUSE) blt.1889, FOLK VICTORIAN STYLE, one story house with plain weatherboard siding, steep cross gable roof with flat roof over the veranda which extends across the entire front and down the south side, supported by chamfered post connected by balustrade at porch level with jigsaw cut frieze above. (CONTRIBUTING)
- # 161. 619 N. Randolph Ave. (ALEX M. SCHAUB HOUSE) ca. 1870, this house was burnt ca. 1867 and rebuilt. It is a one story frame house with plain weatherboard siding, low hip roof with protruding front gable. (CONTRIBUTING)
- # 163. 539 N. Randolph Ave. (DEAN - PAGE HOUSE) ca. 1850, ITALIANATE STYLE, three story house with plain weatherboard siding, flat deck atop hip roof with Gothic style cupola, the roof is surrounded by a captain's walk. The main floor is surrounded on three sides by a wide veranda with the roof being supported by flat shafts filled with wooden tracery work, forming 16 arches. (CONTRIBUTING)

**United States Department of the Interior  
National Park Service**

**National Register of Historic Places  
Inventory—Nomination Form**



Continuation sheet


Item number 7

Page 41

- # 165. 501 N. Randolph Ave. (PUGH - MCCORMICK - ROBINSON - BOYER HOUSE) ca. 1860-1865, this house has taken on a Folk Victorian appearance, one story house with plain weatherboard siding, low hip roof with shed roof over porch, supported by turned post connected by balustrade. (CONTRIBUTING)
- # 166. 435 N. Randolph Ave. (LEON B. SINGER HOUSE) ca. 1920-1925, CRAFTSMAN STYLE, two-and-a-half story house with plain weatherboard siding, low hip roof with central dormer, shed roof over porch with protruding gable over entry way. Note the unenclosed eaves and the exposed rafters, also note the the knee braces on the front gable. (CONTRIBUTING)
- # 167. 427 N. Randolph Ave. (A.W. HALLMARK HOUSE) ca. 1935 , COLONIAL REVIVAL STYLE, plain weatherboard siding, gable sides wih three dormers, gable over entrance supported by doubled columns. (CONTRIBUTING)
- # 168. 414 N. Randolph Ave. (BERTHA M. MERRILL HOUSE) ca. 1925-1930, CRAFTSMAN STYLE, one-and-a-half story frame house with low hip roof, dormer over central entrance, full porch supported by tapered columns atop Ashler type solid concrete block. Note the unenclosed eaves and also the exposed roof rafters. (CONTRIBUTING)
- # 170. 234 Daniel Place (ESTER D. DUNN HOUSE) ca. 1925-1930, CRAFTSMAN STYLE, one story house with ship lap siding, seperated front gables with unenclosed eaves and exposed roof rafters, Note the tapered column supports resting on brick pedestals. (CONTRIBUTING)
- # 171. 426 N. Orange Ave. (LEX LUNSFORN HOUSE) ca. 1920-1925, FOLK TYPE, one story gable front with wing plan, with plain weatherboard siding, flat roof over porch supported by unadorned columns and connected by balustrade with turned balusters. (CONTRIBUTING)
- # 173. 434 N. Orange Ave. (HERBERT H. WRIGHT HOUSE) ca. 1865-1870, this house has taken on a Folk Victorian appearance, one story with plain weatheboard siding, high hip roof with shed roof over porch, supported by slender shafts with jig-saw detailing connected by balustrade. (CONTRIBUTING)

**United States Department of the Interior  
National Park Service**

**National Register of Historic Places  
Inventory—Nomination Form**



Continuation sheet


Item number 7

Page 42

- # 176. 518 N. Orange Ave. (RESIDENCE) ca. 1915-1920, CRAFTSMAN  
STYLE, one story house with ship lap siding, separated  
front gables with unenclosed eaves and exposed roof  
rafters. (CONTRIBUTING)

**United States Department of the Interior  
National Park Service**

**National Register of Historic Places  
Inventory—Nomination Form**



Continuation sheet

Item number 7

Page 43

---

**BLOCK NO. 13 : CONTAINING NUMBERS AS LISTED BELOW**


---

**(CONDITIONAL - CONTRIBUTING)**

- # 162. 539 N. Randolph Ave. (RESIDENCE) ca. 1895-1900, FOLK NATIONAL TYPE, gable front with wing plan, Asbestos shingle siding, shed roof over porch supported by wrought iron columns. (CONDITIONAL-CONTRIBUTING)

**United States Department of the Interior  
National Park Service**

**National Register of Historic Places  
Inventory—Nomination Form**



Continuation sheet

Item number 7

Page 44

---

**BLOCK NO. 13 : CONTAINING NUMBERS AS LISTED BELOW**


---

**(NON - CONTRIBUTING)**

- # 156. 723 N. Randolph Ave. (KATHRYN GASKIN HOUSE) ca. 1935-1940, LATE CRAFTSMAN STYLE, one story frame house with **asbestos** shingle siding, gable atop hip roof with separate gable over porch, supported by round columns. (NON-CONTRIBUTING)
  
- # 157. 721 N. Randolph Ave. (RESIDENCE) ca. 1935-1940, LATE CRAFTSMAN STYLE, one story frame house with **asbestos** shingle siding, gable atop hip roof with separate gable over porch, supported by tapered columns resting on brick pedestals. (NON-CONTRIBUTING)
  
- # 164. 521 N. Randolph Ave. (PHILIP S. WOODBURY HOUSE) ca. 1965-1970, NEOECLECTIC "MANSARD STYLE", two story brick veneer house with mansard roof, recessed entrance. (NON-CONTRIBUTING)
  
- # 169. 232 Daniel Place (RESIDENCE) ca. 1945, MODERN TRADITIONAL, one story house with ship lap siding, gable sides with frontal gable. (NON-CONTRIBUTING)
  
- # 172. 430 N. Orange Ave. (RESIDENCE) ca. 1935-1940, MODERN, one story frame house with plain weatherboard siding, gable sides with two frontal gables. (NON-CONTRIBUTING)
  
- # 174. 438 N. Orange Ave. (EARL SMITH HOUSE) ca. 1950, MODERN, one story house with **asbestos** shingle siding, gable sides, typical large picture window to the left of front door. (NON-CONTRIBUTING)
  
- # 175. 504 N. Orange Ave. (EARL MADISON HOUSE) ca. 1940-1945, LATE CRAFTSMAN STYLE, one story frame house with **asbestos** shingle siding, separated front gables with unenclosed eaves and exposed roof rafters. (NON-CONTRIBUTING)
  
- # 177. 520 N. Orange Ave. (DUPLEX) post 1945, POP TYPE, one story brick veneer house with gable front. Note the arched entry ways onto side porch. (NON-CONTRIBUTING)
  
- # 178. 522 N. Orange Ave. (RESIDENCE) ca. 1950, CONTEMPORARY STYLE, one story house with gable sides. (NON-CONTRIBUTING)

**United States Department of the Interior  
National Park Service**

**National Register of Historic Places  
Inventory—Nomination Form**



Continuation sheet


Item number 7

Page 45

- 
- # 179      540 N. Orange Ave. (RESIDENCE) ca. 1950, POP TYPE,  
one story frame house with plain weatherboard siding, gable  
front with separate gable over porch. (NON-CONTRIBUTING)
- # 180.      544 N. Orange Ave. (RESIDENCE) ca. 1950, POP TYPE,  
one story frame house with plain weatherboard siding, gable  
front with separate gable over porch. (NON-CONTRIBUTING)

United States Department of the Interior  
National Park Service

National Register of Historic Places  
Inventory—Nomination Form



Continuation sheet

Item number 7


Page 46

**BLOCK NO. 14 : CONTAINING NUMBERS AS LISTED BELOW  
(CONTRIBUTING)**

- # 181. 403 N. Randolph Ave. (RESIDENCE) ca. 1875-1880, ONE STORY HIPPED FAMILY, one story house with plain weather-board siding, hip roof with porch under hip, supported by Ionic columns connected by balustrade. (CONTRIBUTING)
- # 182. 231 Daniel Place (RESIDENCE) ca. 1925-1930, CRAFTSMAN STYLE, one story house with ship lap siding, seperated front gables with side gable over garage. Note the unenclosed eaves, exposed roof rafters and false beams. (CONTRIBUTING)
- # 184. 237 Daniel Place (EDWARD H. ROSS, JR. HOUSE) ca. 1865-1870 GREEK REVIVAL COTTAGE, one story house with plain weather-board siding, hip roof with shed roof over porch, supported by square columns. (CONTRIBUTING)
- # 185. 403 N. Orange Ave. (RESIDENCE) ca. 1865-1870, This house has taken on a Folk Victorian appearance, one story plain weatherboard siding with hip roof. Addition to this house gives it an L-shape plan with inset porch, supported by bracketed turned post connected by balustrade. (CONTRIBUTING)
- # 188. 226 N. Orange Ave. (RESIDENCE) ca. 1870-1875, FOLK WITH CRAFTSMAN STYLE PORCH ADDITION, one story frame house with plain weatherboard siding, gable sides with flat roof over porch. Note the Craftsman style details within the porch (unenclosed eaves, exposed roof rafters, and tapered columns atop brick pedestals. (CONTRIBUTING)
- # 190. 201 N. Randolph Ave. (FIRST PRESBYTERIAN CHURCH) ca. 1869, GOTHIC REVIVAL STYLE, solid masonry walls, multi-gable roof pointed Gothic arch windows, bell tower to the right of front entrance. Bricks for this church were imported from Holland. (CONTRIBUTING)

**United States Department of the Interior  
National Park Service**

**National Register of Historic Places  
Inventory—Nomination Form**



Continuation sheet


Item number 7

Page 47

- # 193. 315 N. Randolph Ave. (MACDONALD - SMARTT - PARKER HOUSE) ca. 1838, GREEK REVIVAL STYLE, one-and-a-half story house with plain weatherboard siding, gable sides with two frontal dormers, shed roof over porch which extends the entire length of the house, supported by wooden post connected by balustrade, the double chimneys are made of hand press brick. (CONTRIBUTING)
- # 194. 339 N. Randolph Ave. (BURCH - SHAEFFER - ABRAHAM HOUSE) ca. 1816 with additions made between 1890-1900 FOLK VICTORIAN, built around the original log cabin the two story house has plain weatherboard siding with mulit-gable roof, flat roof extends over front porch with Prairie style brick columns. (CONTRIBUTING)
- # 195. 343 N. Randolph Ave. (OTHA B. CARTER HOUSE) ca. 1895-1900, QUEEN ANNE STYLE, one story house with plain weatherboard siding, pyramidal roof with cross gables, cut-away bay window is present to the left of entrance. Note the flat roof over the porch with its Prairie Style treatment. (CONTRIBUTING)

**United States Department of the Interior  
National Park Service**

**National Register of Historic Places  
Inventory—Nomination Form**



Continuation sheet

Item number 7

Page 48

---


**BLOCK NO. 14 : CONTAINING NUMBERS AS LISTED BELOW  
(CONDITIONAL - CONTRIBUTING)**

---

- # 191. 233 N. Randolph Ave. (BRAY - MILTON PRESBYTERIAN CHURCH - GARRISON HOUSE) ca. 1855-1860, VICTORIAN STYLE, one-and-a-half story house with aluminium siding, steeply pitched gable sides with frontal gable, flat roof over porch with bracketed chamfered post connected by balustrade. Note the triangular pediment above the window in front gable.  
(CONDITIONAL-CONTRIBUTING)

**United States Department of the Interior  
National Park Service**

**National Register of Historic Places  
Inventory—Nomination Form**



Continuation sheet

Item number 7

Page 49


---

**BLOCK NO. 14 : CONTAINING NUMBERS AS LISTED BELOW  
(NON - CONTRIBUTING)**

---

- #183. 233 Daniel Place (SIDNEY E. MCKNIGHT HOUSE) ca. 1955, MODERN, one story brick veneer house with gable sides. (NON-CONTRIBUTING)
  
- # 186. 340 N. Orange Ave. (RESIDENCE) ca. 1950, MODERN, one story house with wood siding, gable sides with frontal gable over entrance. (NON-CONTRIBUTING)
  
- # 187. 234 N. Orange Ave. (LAMAR CHAPMAN HOUSE) ca. 1955, MODERN, one story brick veneer house with gable sides and gable over stoop. (NON-CONTRIBUTING)
  
- # 189. 214 N. Orange Ave. (ELIZ M. MACRAE HOUSE) ca. 1955, MODERN, one story brick veneer house with gable sides. (NON-CONTRIBUTING)
  
- # 192. 239 N. Randolph Ave. (HELEN W. BLOOM HOUSE) ca. 1950, MODERN, one story brick veneer house with gable sides. (NON-CONTRIBUTING)

**United States Department of the Interior  
National Park Service**



**National Register of Historic Places  
Inventory—Nomination Form**

Continuation sheet

Item number 7

Page 50

---


**BLOCK NO. 20 : CONTAINING NUMBERS AS LISTED BELOW  
(CONTRIBUTING)**

---

- # 196. 515 N. Orange Ave. (WILLIAM A. STOKES, JR. HOUSE) ca. 1920-1925, FOLK TYPE, one story house with plain weatherboard siding, front gable with shed roof over porch, supported by four tapered columns. (CONTRIBUTING)
  
- # 197. 435 N. Orange Ave. (WHITLOCK HOUSE) ca. 1895-1900, VICTORIAN STYLE, one story house with plain weatherboard siding, gable atop hip with multi-hip and gable roof, porch roof supported by doubled square columns with recessed entrance. (CONTRIBUTING)
  
- # 201. 339 N. Orange Ave. (RESIDENCE) ca. 1890-1895, FOLK VICTORIAN STYLE, one story house with plain weatherboard siding, gable front with wing plan, shed roof over porch supported by square post. Note the Victorian details beneath front gable. (CONTRIBUTING)
  
- # 207. 346 Britt Place (RAT JERNIGAN HOUSE) ca. 1890-1895, FOLK VICTORIAN, one story house with plain weatherboard siding, hip with cross gable roof, shed roof over porch, supported by turned post and connected by balustrade. Note the dormer above the main entrance. (CONTRIBUTING)

**United States Department of the Interior  
National Park Service**

**National Register of Historic Places  
Inventory—Nomination Form**



Continuation sheet

Item number 7

Page 51

---


**BLOCK NO. 20 : CONTAINING NUMBERS AS LISTED BELOW  
(CONDITIONAL - CONTRIBUTING)**

---

- # 198. 411 N. Orange Ave. (WARREN MOATES HOUSE) ca. 1890-1895,  
FOLK VICTORIAN, one story house with aluminium siding,  
gable front with wing plan with added side gable, shed  
roof over porch supported by bracketed post. Note the Vic-  
torian detailing beneath front gable.  
(CONDITIONAL-CONTRIBUTING)
- # 199. 407 N. Orange Ave. (FRED P. SMITH HOUSE) ca. 1890-1895  
FOLK VICTORIAN STYLE, one story house with aluminium siding  
gable front with wing plan, shed roof over porch supported  
turned post connected by balustrade.  
(CONDITIONAL-CONTRIBUTING)

**United States Department of the Interior  
National Park Service**

**National Register of Historic Places  
Inventory—Nomination Form**



Continuation sheet

Item number 7

Page 52

---


**BLOCK NO. 20 : CONTAINING NUMBERS AS LISTED BELOW  
(NON - CONTRIBUTING)**

---

- # 200. 343 N. Orange Ave. (RESIDENCE) ca. 1940-1945, POP TYPE, one story house with plain weatherboard siding, gable sides with frontal gable, shed roof over porch. (NON-CONTRIBUTING)
- # 202. 318 Britt Place (APARTMENT) ca. 1945, MODERN, one story with ship lap siding, gable front, concrete block foundation. (NON-CONTRIBUTING)
- # 203. 326 Britt Place (DUPLEX) ca. 1940-1945, POP TYPE, one story house with plain weatherboard siding, gable front, presently under renovation. (NON-CONTRIBUTING)
- # 204. 330 Britt Place (RESIDENCE) ca. 1940-1945, POP TYPE, one story house with plain weatherboard siding, gable front. (NON-CONTRIBUTING)
- # 205. 334 Britt Place (RESIDENCE) ca. 1940-1945, POP TYPE, one story house with plain weatherboard siding, gable front with shed roof over porch. (NON-CONTRIBUTING)
- # 206. 338 Britt Place (RESIDENCE) ca. 1935-1945, POP TYPE, one story house with plain weatherboard siding, gable front with shed roof over porch. (NON-CONTRIBUTING)

**United States Department of the Interior  
National Park Service**

**National Register of Historic Places  
Inventory—Nomination Form**



Continuation sheet

Item number 7


Page 53

**BLOCK NO. 19 : CONTAINING NUMBERS AS LISTED BELOW  
(CONTRIBUTING)**

- # 208. 345 Britt Place (RESIDENCE) ca. 1890-1900, FOLK VICTORIAN, one story house with plain weatherboard siding, having a pyramidal roof with central dormer, shed roof over porch supported by turned post. (CONTRIBUTING)
- # 209. 337 Britt Place (PRESENTLY USED FOR STORAGE) ca. 1885-1890, FOLK VICTORIAN STYLE, one story house with plain weatherboard siding, gable front with wing plan, shed roof over porch supported by bracketed turned post. Note the detailing beneath front gable. (CONTRIBUTING)
- # 210. 303 Britt Place (SUPERIOR PECAN CO. BUILDING) ca. 1900, one story building with board and batten siding, gable front and shed roof over entrance. (CONTRIBUTING)
- # 211. 315 N. Orange Ave. (T.L. ELLINGTON HOUSE) ca. 1900-1910, FOLK STYLE, one story house with a mixture of siding including: (ship lap, board & batten and brick tar paper) (CONTRIBUTING)
- # 212. 311 N. Orange Ave. (ALTO THORNTON HOUSE) ca. 1900-1920, FOLK STYLE, one story frame house with plain weatherboard siding, gable sides with shed roof over porch. Note the central chimney location. (CONTRIBUTING)
- # 213. 229 N. Orange Ave. (RALPH W. ROGERS) ca. 1880-1885, FOLK VICTORIAN STYLE, one story house with plain weatherboard siding, gable front with wing plan, shed roof over porch supported by bracketed turned post. Note the addition of a bay window to the right side of the house. (CONTRIBUTING)
- # 214. 219 N. Orange Ave. (FIRST PRESBYTERIAN CHURCH PARSONAGE) ca. 1895-1900, QUEEN ANNE STYLE, one story frame house with plain weatherboard siding, high hip roof with multi-gables and shed roof over stoop. Note the bay window to the left of the house. (CONTRIBUTING)
- # 215. 207 N. Orange Ave. (ARMS & ASSOCIATES) ca. 1890-1895, VICTORIAN STYLE, one story house with plain weatherboard siding, hip with frontal gable, supported by newly added Corinthian columns. This house has undergone a complete rehabilitation. (CONTRIBUTING)

**United States Department of the Interior  
National Park Service**

**National Register of Historic Places  
Inventory—Nomination Form**



Continuation sheet


Item number 7

Page 54

- # 216. 205 N. Orange Ave. (CONVERTED TO OFFICES) ca. 1880-1885, FOLK VICTORIAN STYLE, one story frame house with plain weatherboard siding, hip roof with cross gable, flat roof over porch supported by turned post. (CONTRIBUTING)
- # 217. 143 N. Orange Ave. (NOTA H. PERKINS HOUSE) ca. 1880-1885, FOLK VICTORIAN, one story house with plain weatherboard siding, gable front with wing plan, shed roof over porch supported by Craftsman style tapered columns atop brick pedestals. (CONTRIBUTING)
- # 219. 123 N. Eufaula Ave. (LELA ANDERSON HOUSE) ca. 1885-1890, FOLK VICTORIAN STYLE, one story frame house with plain weatherboard siding, gable front with wing plan, shed roof over porch supported by chamfered post with brackets. (CONTRIBUTING)
- # 220. 111 N. Eufaula Ave. (STORAGE BUILDING) ca. 1915-1920, WOOD FRAME CONSTRUCTION - HIPPED , wood framing with corrugated metal siding, low hip roof with central air-shaft. Note the nine over nine windows. (CONTRIBUTING)
- # 221. 101 N. Orange Ave. (PRESENTLY: SENN ALIGNMENT) ca. 1880-1885, COMMERCIAL CONSTRUCTION - FLAT ROOF , solid masonry walls with flat roof and corbel along front roof line. (CONTRIBUTING)
- # 222. 306 E. Broad St. (WILLIAM V. NEVILLE, JR. ATTORNEY) ca. 1875-1880, COMMERCIAL CONSTRUCTION FLAT ROOF , solid masonry walls with flat roof and corbel along front roof line. Building has been remodeled with solid plate glass windows, canopy over sidewalk and stucco finish. (CONTRIBUTING)
- # 223. 310 E. Broad St. (OLD LIVERY STABLE - PRESENTLY EUFAULA BUILDERS SUPPLY) ca. 1875-1880, COMMERCIAL CONSTRUCTION FLAT ROOF, solid masonry walls with flat roof and corbel along front roof line. Note the new plate glass windows, aluminium awning, and livery stable entrance. (CONTRIBUTING)
- # 224. 320 E. Broad St. (PRESENTLY: NU WAY CLEANERS) ca. 1875-1880, COMMERCIAL CONSTRUCTION FLAT ROOF , solid masonry walls with flat roof and corbel along front roof line, stucco finish, two story building. Note the arched entrance with keystone. (CONTRIBUTING)

**United States Department of the Interior  
National Park Service**

**National Register of Historic Places  
Inventory—Nomination Form**



Continuation sheet


Item number 7

Page 55

- # 225. 340 E. Broad St. (REEVES PEANUT CO.) ca. 1903, WAREHOUSE CONSTRUCTION, solid masonry walls with gable front and extensive corbel work along roof line, louvered ventilators in gables. Note the arched fire doors flanked by arched windows. Loading platform extends down the east side of the building. (CONTRIBUTING)
- #234 510 E. Broad St. (OLD COTTON PRESS) ca. 1875-1880, MILL CONSTRUCTION, rectangular plan one story building with central press tower, wood mill construction with corrugated metal siding. (CONTRIBUTING)
- #235 510 E. Broad St. (SUPPORT BUILDING-COTTON PRESS) ca. 1905-1910 ONE STORY - HIPPED FAMILY, rectangular plan one story frame house with plain weatherboard siding, hipped roof with shed roof over porch. (CONTRIBUTING)
- #236 512 E. Broad St. (RAINBOW FARM CENTER) ca. 1910-1915, COMMERCIAL CONSTRUCTION, rectangular plan two story solid masonry building with side loading platform, flat roof pitched to the rear. (CONTRIBUTING)
- #237 514 E. Broad St. ca. 1905-1910, 2 ROOM WITH CENTRAL CHIMNEY, rectangular plan one story house with plain weatherboard siding, gable sides with shed roof over porch supported by Craftsman style tapered columns atop brick pedestals. (CONTRIBUTING)
- #238 518 E. Broad St. ca. 1905-1910, FOLK NATIONAL - GABLE SIDE FAMILY, rectangular plan one story house with plain weatherboard siding, gable sides with shed roof over porch supported by square post. (CONTRIBUTING) (DEMOLISHED, 1986)
- #239 520 E. Broad St. ca. 1905-1910, ONE STORY WITH HIPPED ROOF, rectangular plan one story house with plain weatherboard siding, hipped roof with flat roof over porch supported by Craftsman style columns atop brick pedestals. (CONTRIBUTING) (DEMOLISHED, 1986)
- #240 522 E. Broad St. ca. 1870-1875, ONE STORY - HIPPED- VENACULAR WITH GREEK REVIVAL DETAILS, rectangular plan one story house with plain weatherboard siding, hipped roof with shed roof over porch supported by Craftsman style columns atop brick pedestals. Note the two chimneys flanking central hip, also note the transom with sidelights. (CONTRIBUTING) (DEMOLISHED, 1986)

**United States Department of the Interior  
National Park Service**

**National Register of Historic Places  
Inventory—Nomination Form**



Continuation sheet


Item number 7

Page 56

- #242 130 N. Van Buren Ave. ca. 1895-1900, FOLK NATIONAL - GABLE SIDE FAMILY, rectangular plan one story house with flushboard siding on the front facade and plain weatherboard siding on the remaining portions, roof over porch is supported by Craftsman style columns atop brick pedestals. (CONTRIBUTING)
- #243 138 N. Van Buren Ave. ca. 1855-1860, FOLK - HALL & PARLOR FAMILY, rectangular plan one story house with plain weatherboard siding, gable sides with matching end chimneys, shed roof over porch supported by Craftsman style columns atop brick pedestals. Note the partially screened-in porch with Aluminium shade. (CONTRIBUTING)
- #244 140 N. Van Buren Ave. ca. 1890-1895, FOLK NATIONAL - GABLE SIDE FAMILY, rectangular plan one story house with plain weatherboard siding, gable sides with added front gable, shed roof over porch supported by Craftsman style columns atop brick pedestals. Note the end chimney. (CONTRIBUTING)
- #245 142 N. Van Buren Ave. ca. 1890-1895, 2 ROOM WITH CENTRAL CHIMNEY, rectangular plan one story frame house with plain weatherboard siding, gable sides with shed roof over porch supported by square post. Note the double front entrance and central ridge chimney. (CONTRIBUTING)

United States Department of the Interior  
National Park Service

**National Register of Historic Places  
Inventory—Nomination Form**



Continuation sheet

Item number 7

Page 57

---


**BLOCK NO. 19 : CONTAINING NUMBERS AS LISTED BELOW  
(CONDITIONAL - CONTRIBUTING)**

---

- #241 126 N. Van Buren Ave. ca. 1920-1925, LATE CRAFTSMAN STYLE, rectangular plan one story house with perma-stone and plain weatherboard siding combined, gable sides with gable rear addition, frontal gable over stoop. (CONDITIONAL-CONTRIBUTING)
- #247 216 N. Van Buren Ave. ca. 1890-1895, FOLK NATIONAL - GABLE FRONT WITH WING PLAN, one story house with Aluminium siding, roof over porch is supported by square post. (CONDITIONAL-CONTRIBUTING)
- #248 220 N. Van Buren Ave. ca. 1890-1895, FOLK NATIONAL - GABLE SIDE FAMILY, rectangular plan one story house with ship lap siding on the front facade and plain weatherboard siding throughout the remaining portions, flat roof over porch supported by square post. Note the removal of the original windows. (CONDITIONAL-CONTRIBUTING)

United States Department of the Interior  
National Park Service

National Register of Historic Places  
Inventory—Nomination Form



Continuation sheet

Item number 7

Page 58

---


**BLOCK NO. 19 : CONTAINING NUMBERS AS LISTED BELOW**  
**(NON-CONTRIBUTING)**

---

- # 218. 133 N. Orange Ave. (BARBOUR COUNTY HEALTH DEPARTMENT)  
ca. 1965 , COMMERCIAL CONSTRUCTION MODERN.  
one story brick building with gable front.  
(NON-CONTRIBUTING)
  
- # 226. N. Livingston Ave. (SUPPORT STRUCTURE-REEVES) ca. 1975,  
PRE-ENGINEERED STRUCTURE, steel fabricated covered store-  
age area. (NON-CONTRIBUTING)
  
- # 227. N. Livingston Ave. (SUPPORT BUILDING-REEVES) ca. 1975,  
PRE-ENGINEERED BUILDING, steel fabricated building, gable  
front with metal siding. (NON-CONTRIBUTING)
  
- # 228. N. Livingston Ave. (SUPPORT BUILDING-REEVES) ca. 1950,  
WOOD CONSTRUCTION, frame building with gable front and  
having corrugated metal siding. (NON-CONTRIBUTING)
  
- # 229. N. Livingston Ave. (SUPPORT BUILDING-REEVES) ca. 1970,  
PRE-ENGINEERED BUILDING, steel fabricated building with  
metal siding. (NON-CONTRIBUTING)
  
- # 230. N. Livingston Ave. (SUPPORT BUILDING-REEVES) ca. 1975,  
PRE-ENGINEERED BUILDING, steel fabricated framing built  
on concrete block foundation with gable front and metal  
siding. (NON-CONTRIBUTING)
  
- # 231. N. Livingston Ave. (SUPPORT STRUCTURE-REEVES) ca. 1970,  
PRE-ENGINEERED STRUCTURE, steel fabricated covered storage  
area. (NON-CONTRIBUTING)
  
- # 232. N. Livingston Ave. (SUPPORT STRUCTURE-REEVES) ca. 1935-  
1940, WOOD CONSTRUCTION, covered storage area with gable  
front. (NON-CONTRIBUTING)
  
- # 233. N. Livingston Ave. (SUPPORT BUILDING-REEVES) ca. 1955,  
concrete block building with hip roof. (NON-CONTRIBUTING)
  
- #246 212 N. Van Buren Ave. ca. 1960-1965, MODERN RANCH STYLE, rec-  
tangular plan one story house with brick-veneer and texture  
lll siding. low pitch gable sides. (NON-CONTRIBUTING)

United States Department of the Interior  
National Park Service

National Register of Historic Places  
Inventory—Nomination Form



Continuation sheet

Item number 7


Page 59

**BLOCK NO. 10 : CONTAINING NUMBERS AS LISTED BELOW  
(CONTRIBUTING)**

- # 250. 144 E. Broad St. (STERNES - BROWN - PAPPAS BUILDING)  
ca. 1866, COMMERCIAL CONSTRUCTION FLAT ROOF  
two-and-a-half story building with solid masonry walls,  
flat roof and corbel along front roof line, half circle  
vents with ornamental grill work, central arched window on  
the second floor is flanked by two segmental arch windows.  
Showcase windows have been replaced with solid plate glass.  
(CONTRIBUTING)
- ## 251. 140 E. Broad St. (PRESENTLY: SCHUAB'S FLOWERS) ca. 1865-  
1870, ITALIANATE, two-and-a-half story commercial building  
with solid masonry walls and flat roof, extended eaves with  
brackets, circular vents with ornamental grill work, second  
story has flat arched windows with hoods/crowns.  
(CONTRIBUTING)
- # 252. 138 E. Broad St. (PRESENTLY: WILLARD SMITH, OPTOMETRIST)  
ca. 1865-1870, ITALIANATE, two story commercial building  
with solid masonry walls and flat roof, circular vents with  
ornamental grill work, second story has flat arch windows  
with stilted hoods. Showcase windows replaced with plate  
glass. (CONTRIBUTING)
- # 253. 132 E. Broad St. (PRESENTLY: MOOTY'S SHOP) ca. 1865-1870,  
COMMERCIAL CONSTRUCTION FLAT ROOF, one-and-a-  
half story building with solid masonry walls and flat roof  
with corbel along front roof line, circular vents with  
ornamental grill work, showcase windows replaced with plate  
glass. (CONTRIBUTING)
- # 255. 128 E. Broad St. (MCDOWELL - WHITLOCK - APLIN BUILDING)  
ca. 1880-1885, MISSION STYLE, one story building with Mis-  
sion style parapet wall facade, solid masonry walls with  
flat roof, showcase windows have been replaced while their  
marble bases have been kept intact. (CONTRIBUTING)
- # 257. 118 E. Broad St. (PRESENTLY: EUFAULA HARDWARE CO.)  
ca. 1870-1875, This building has taken on an Art Deco  
appearance with its stucco finish, vertical projection on  
the left side of the building, second story windows run  
the length of the building. (CONTRIBUTING)

**United States Department of the Interior  
National Park Service**

**National Register of Historic Places  
Inventory—Nomination Form**



Continuation sheet


Item number 7

Page 60

- # 259. 112 E. Broad St. (LEWY BROTHERS BUILDING) ca. 1895-1900, COMMERCIAL CONSTRUCTION FLAT ROOF, one story solid masonry walls with flat roof, unusual parapet wall on front facade, note the pilasters on either side of the building with their Corinthian capitals. (CONTRIBUTING)
- # 260. 110 E. Broad St. (PRESENTLY: FIRST FAMILY FINANCIAL SERVICES) ca. 1865-1870, ITALIANATE, two-and-a-half story commercial building with solid masonry walls, corbel along front roof line, double window on the second floor is flanked on either side by windows having bracketed triangular pediments. (CONTRIBUTING)
- # 261. 102 E. Broad St. (PRESENTLY: SPIRES PAWN SHOP) ca. 1865-1870, ITALIANATE, two story commercial building with solid masonry walls, flat roof, second story windows have solid plate glass but have retain their original hoods/crown. (CONTRIBUTING)
- # 262. 101 N. Eufaula Ave. (CHEVRON SERVICE STATION) ca. 1935 MODERNISTIC, one story building with stucco finish, hip roof with extended hip roof over gas pumps. (CONTRIBUTING)
- # 263. 123 N. Eufaula Ave. (OTASCO STORE) ca. 1885, COMMERCIAL CONSTRUCTION FLAT ROOF, one story solid masonry walls with flat roof and corbel along front roof line, parapet wall with central gable part of front facade, circular vents with ornamental grill work, original showcase windows replaced with solid plate glass. (CONTRIBUTING)
- # 265. 211 N. Eufaula Ave. (HART - MILTON HOUSE) ca. 1850, GREEK REVIVAL STYLE, one story house with plain weatherboard siding, low hip roof with shed roof over porch supported by six fluted Doric columns, Note the dentil molding and the full entablature. (CONTRIBUTING)
- # 266. 215 N. Eufaula Ave. (TIM SHAW, M.D.) ca. 1930, CRAFTSMAN STYLE, one story house with plain weatherboard siding, gable sides with gable over front porch, supported by two brick columns. Note the unenclosed eaves, exposed roof rafters and the knee braces under front gable. (CONTRIBUTING)

United States Department of the Interior  
National Park Service

National Register of Historic Places  
Inventory—Nomination Form



Continuation sheet


Item number 7

Page 61

- # 267. 217 N. Eufaula Ave. (EUFAULA CARNEGIE LIBRARY) ca. 1904, two story building with red brick walls and pressed yellow brick trim, low hip roof with bracketed eaves. Wrought iron railing and lamp post are located on either side of the wide steps leading to the entrance. The west entrance has double glass doors with arched stain glass transom, above the transom is a yellow brick arch with keystone. Above the entry is a recessed balcony framed by pilasters. (CONTRIBUTING)
- # 268. N. Randolph at St. James St. (RESIDENCE) ca. 1930, This house has under gone some extensive remodelings, one story frame house with plain weatherboard siding, gable sides with gable over front entry, supported by doubled square columns. Note the cut-away bay window to the left of the entrance. (CONTRIBUTING)
- # 269. 212 N. Randolph Ave. (MCDOWELL - BROWN HOUSE) ca. 1875, FOLK VICTORIAN, two story house with plain weatherboard siding, gable front with wing plan, shed roof over porch with Victorian detailing. Note the bay window to the right of the entrance, also note the the pediment over the second story windows. (CONTRIBUTING)
- # 273. 118 N. Randolph Ave. (MYRA SMITH REALTY AND DEAN INSURANCE) ca. 1915-1920, COMMERCIAL CONSTRUCTION FLAT ROOF one story building, solid masonry walls with flat roof corbel along front roof line, concave canopy over sidewalk. (CONTRIBUTING)

**United States Department of the Interior  
National Park Service**

**National Register of Historic Places  
Inventory—Nomination Form**



Continuation sheet

Item number 7

Page 62

---


**BLOCK NO. 10 : CONTAINING NUMBERS AS LISTED BELOW  
(CONDITIONAL - CONTRIBUTING)**

---

- # 254. 132 E. Broad St. (MOOTY'S SHOP MAIN ENTRANCE) ca. 1865-1870  
This building has a completely modern facade probably done during the 1960's, aluminium storefront with plate glass windows. (CONDITIONAL-CONTRIBUTING)
  
- # 256. 124 E. Broad St. (PRESENTLY: WHITLOCK JEWELRY) ca. 1870-1875, This building has an entirely new facade, pink brick veneer with solid plate glass windows.  
(CONDITIONAL-CONTRIBUTING)
  
- # 258. 114 E. Broad St. (PRESENTLY: THE CANTERBURY SHOP) ca. 1885-1890, This one story building has a completely new facade, stucco finish with Mansard type canopy covered with wood shingles, showcase windows replaced with solid plate glass.  
(CONDITIONAL-CONTRIBUTING)
  
- # 270. 142 N. Randolph Ave. (CHRISTAIN H. JAXON HOUSE) ca. 1900, This house has under gone some extensive remodeling, one story frame house with asbestos shingle siding, gable sides with gable over front entrance. (CONDITIONAL-CONTRIBUTING)
  
- # 274. 108 N. Randolph Ave. (UROLOGY CLINIC) ca. 1915-1920, COMMERCIAL CONSTRUCTION FLAT ROOF, one story solid masonry walls with flat roof, original windows replaced with solid plate glass, note the canopy with wood shingle top. (CONDITIONAL-CONTRIBUTING)

**United States Department of the Interior  
National Park Service**

**National Register of Historic Places  
Inventory—Nomination Form**



Continuation sheet

Item number 7

Page 63

---


**BLOCK NO. 10 : CONTAINING NUMBERS AS LISTED BELOW**  
**(NON - CONTRIBUTING)**

---

- # 249. 146 E. Broad St. (PRESENTLY: EUFAULA DRUGS) ca. 1960,  
MODERN, masonry walls with flat roof, large plate glass  
windows (bronze tint). (NON-CONTRIBUTING)
  
- # 264. 125 N. Eufaula Ave. (SEARS) built in 1950,  
COMMERCIAL CONSTRUCTION FLAT ROOF , solid masonry walls  
with flat roof, canopy over store entrance.(NON-CONTRIBUTE)
  
- # 271. 134 N. Randolph Ave. (SOUTH CENTRAL BELL OFFICE) ca. 1950,  
MODERN, one story brick veneer wih flat roof.  
(NON-CONTRIBUTING)
  
- # 272. 130 N. Randolph Ave. (KEN YOHN, DENTIST) ca. 1970,  
MODERN, one story brick veneer with low hip roof.  
(NON-CONTRIBUTING)

United States Department of the Interior  
National Park Service

National Register of Historic Places  
Inventory—Nomination Form



Continuation sheet

Item number 7


Page 64

**BLOCK NO. 15 : CONTAINING NUMBERS AS LISTED BELOW  
(CONTRIBUTING)**

- # 277. 206 E. Broad St. (THE LAMPLEY BUILDING) ca. 1847, ITALIANATE STYLE, two story commercial building with flat roof, typical Italianate Style bracketed cornice with arched windows with bracketed crowns. Sidewalk level windows replaced with solid plate glass. (CONTRIBUTING)
- # 278. 202 E. Broad St. (WALKLEY - BRAY - BLINOX BUILDING) ca. 1862, ITALIANATE STYLE, two story commercial building with solid masonry walls, corbel along front roof line. There are three segmental arch windows with eyebrow crowns on the second floor. Sidewalk level has been totally re-worked. (CONTRIBUTING)
- # 279. 111 N. Randolph Ave. (PRESENTLY: E. P. CLARKE INSURANCE) ca. 1865-1870, COMMERCIAL CONSTRUCTION FLAT ROOF, one story solid masonry walls with flat roof, corbel along front roof line. Windows are basically intact. Note the wooden cover over the sidewalk. (CONTRIBUTING)
- # 280. 115 N. Randolph Ave. (PRESENTLY: THE KUT HUT) ca. 1865-1870 COMMERCIAL CONSTRUCTION FLAT ROOF, two story solid masonry walls with flat roof, corbel along front roof line. Windows have remain intact while the door has been replaced. Note the wooden cover over the sidewalk. (CONTRIBUTING)
- # 281. 224 E. Broad St. (PRESENTLY: E.H. GRAVES, JR. ATTORNEY) ca. 1910-1915, COMMERCIAL CONSTRUCTION FLAT ROOF, one story solid masonry walls with flat roof, slight corbel along front roof line. The original windows have been replaced. Note the canopy over the sidewalk. (CONTRIBUTING)
- # 282. 226 E. Broad St. (PRESENTLY:THE OFFICE OF JIMMY S. CALTON) ca. 1910-1915, COMMERCIAL CONSTRUCTION FLAT ROOF, one story solid masonry walls with flat roof, corbel along front roof line. All windows have been replaced with plate glass. (CONTRIBUTING)

**United States Department of the Interior  
National Park Service**

**National Register of Historic Places  
Inventory—Nomination Form**



Continuation sheet


Item number 7

Page 65

- # 284. 240 E. Broad St. (UNITED STATES POST OFFICE) ca. 1913, COLONIAL REVIVAL STYLE, solid masonry walls with Flemish bond, hip roof with balustrade and dormers. Note the recessed panels with fanlight windows, also note the quoins at the wall junctions. (CONTRIBUTING)
- # 285. 118 N. Orange Ave. (DOWLING HOUSE - PRESENTLY: EUFAULA MONUMENT CO.) ca. 1910-1915, CRAFTSMAN STYLE, two story house with low hip roof, ashlar face solid concrete block used for the exterior material. Note the typical Craftsman Style details: unenclosed eaves, exposed roof rafters and taper columns supporting porch roof. (CONTRIBUTING)
- # 286. 150 N. Orange Ave. (PRESENTLY: W.D. MOORER, DDS) ca. 1935, ART MODERNE STYLE, one story brick building with flat roof. Note the curved wall and the use of glass-block windows as an intricate part of the wall itself. (CONTRIBUTING)

**United States Department of the Interior  
National Park Service**

**National Register of Historic Places  
Inventory—Nomination Form**



Continuation sheet

Item number 7

Page 66

---


**BLOCK NO. 15 : CONTAINING NUMBERS AS LISTED BELOW**  
**(NON - CONTRIBUTING)**

---

- # 275. 218 E. Broad St. ( EUFAULA BANK AND TRUST) ca. 1969, FRENCH COLONIAL-NEW ORLEANS STYLE, two story building with solid masonry walls, exterior masonry is of simulated old wood mold, panels enclosed within arches are Flemish bond with American beaded mortar joints, cast iron cornice, wrought iron balcony, cast iron columns with ornamental capitals. Cast iron railings are from authentic New Orleans patterns. (Architect: James W. Biggers, Sr., F.A.I.A.) (NON-CONTRIBUTE)
- # 276. 210 E. Broad St. (CLAYTON & CLAYTON ATTORNEYS) ca. 1969, FRENCH COLONIAL-NEW ORLEANS STYLE, one story brick building is an extension of the Eufaula Bank and Trust. Note the arches with recessed Flemish bond panels and the arched entry way with wrought iron detailing. (NON-CONTRIBUTING)
- # 283. 228 E. Broad St. (PRESENTLY: GASTON HOME SUPPLY) ca. 1920, COMMERCIAL CONSTRUCTION FLAT ROOF, two story solid masonry walls with flat roof. This building has been completely reworked giving the building a modern appearance with its two vertical elements, stucco finish and new window treatment. (NON-CONTRIBUTING)
- # 287. 128 N. Orange Ave. (PRESENTLY: ALABAMA STATE EMPLOYMENT SERVICE) ca. 1965, TYPICAL MODERN CONSTRUCTION METHODS, solid masonry walls with bar joist and flat roof. (NON-CONTRIBUTING)
- # 288. 130 N. Orange Ave. (PRESENTLY: LAKE CITY RECYCLING) ca. 1970, PRE-ENGINEERED BUILDING, steel fabricated framing with low pitched gable front and metal siding. (NON-CONTRIBUTING)
- # 289. Church St. at N. Orange Ave. (WAREHOUSE) ca. 1955 COMMERCIAL CONSTRUCTION OF THE PERIOD, one story solid masonry walls with flat roof. (NON-CONTRIBUTING)

United States Department of the Interior  
National Park Service

National Register of Historic Places  
Inventory—Nomination Form



Continuation sheet

Item number 7


Page 67

**BLOCK NO. 16 : CONTAINING NUMBERS AS LISTED BELOW  
(CONTRIBUTING)**

- # 290. 233 E. Broad St. (PRESENTLY: AABCO TRANSMISSION) ca. 1930, COMMERCIAL SERVICE STATION - ART DECO, one story with concrete block walls, flat roof with extended canopy over gas pumps, canopy is supported by square brick columns Note the egg and dart molding below the secondary eave. (CONTRIBUTING)
- # 291. 128 S. Orange Ave. (PRESENTLY: EUFAULA LITTLE THEATRE) ca. 1920-1925, COMMERCIAL WAREHOUSE CONSTRUCTION, two story building with brick facade and metal sides, front gable. Second story has segmental arch windows. (CONTRIBUTING)
- # 293. S. Randolph Ave. at E. Barbour St. (FIRST BAPTIST CHURCH) ca. 1905-1910, NEOCLASSICAL, masonry construction with scored stucco finish, gable front which extends over portico, supported by fluted Ionic columns. The portico has a pressed tin ceiling with flower medallions, the floor is a mosaic of octagonal and square ceramic tiles. The building displays fine examples of egg and dart molding and full entablature. (CONTRIBUTING)
- # 294. 113 S. Randolph Ave. (PRESENTLY: EASY PAY TIRE STORE) ca. 1900, COMMERCIAL CONSTRUCTION FLAT ROOF, one story building with solid masonry walls, flat roof with slight corbel along front roof line. Note the original windows have been replaced with solid plate glass, also note the wrought iron canopy over the sidewalk. (CONTRIBUTING)
- # 295. 201 E. Broad St. (MCNAB BANK BUILDING - THE LEWIS AGENCY) ca. 1853-1857, ITALIAN RENAISSANCE REVIVAL STYLE, two story commercial building, flat roof having bracketed eaves and displaying ornamental modillions. Second story segmental arch windows have highly decorative bracketed crowns. Ground level windows are partially covered by iron shutters which can be raised and lowered (Cornell Patent Sept. 12, 1854). Grill work platform, steps and railing leads up to front entrance, two round fluted Corinthian columns frame the entrance with square fluted pilasters having Corinthian capitals at the corners of the building. (CONTRIBUTING)

**United States Department of the Interior  
National Park Service**

**National Register of Historic Places  
Inventory—Nomination Form**



Continuation sheet


Item number 7

Page 68

- # 296. 205 E. Broad St. (CHRISTIE PAPPAS BUILDING) ca. 1871, ITALIANATE STYLE, two story commercial building with solid masonry walls, flat roof with bracketed eaves and having ornamental modillions. Note the arched ventilators with segmental arch hoods, also note the second story windows with their wrought iron balconies. Street level windows have been replaced with solid plate glass. (CONTRIBUTING)
- # 297. 209 E. Broad St. (PRESENTLY: JOHNSTON JEWELRY) ca. 1870-1875, COMMERCIAL CONSTRUCTION - ITALIANATE DETAILS three story building with solid masonry walls, flat roof with corbel along front roof line. Second and third story segmental arch windows have stilted brick crowns. Street level windows have been replaced with solid plate glass. (CONTRIBUTING)
- # 298. 215 E. Broad St. (PRESENTLY: SATTERWHITE'S) ca. 1870-1875, COMMERCIAL CONSTRUCTION ITALIANATE DETAILS, three story building with flat roof, corbel along front roof line. Second and third story segmental arch windows have eyebrow hoods. Street level storefront has been completely altered with addition of a broken pediment over entrance and also solid plate glass windows with false muntins. (CONTRIBUTING)
- # 299. 221 E. Broad St. (PRESENTLY: FARM BUREAU INSURANCE) ca. 1870-1875, ITALIANATE STYLE, four story building with solid masonry walls, flat roof with extended eaves and displaying ornamental modillions. Windows throughout the upper stories are full arch windows with stilted Italianate crowns with keystones. Street level windows have been replaced with solid plate glass. (CONTRIBUTING)
- # 301. 227 E. Broad St. (OLD MASONIC LODGE) built in 1872, ITALIANATE STYLE, three story building with solid masonry walls having a stucco finish, flat roof with central arch, extended eaves and displaying ornamental modillions. Third story windows are of the Gothic Revival Cathedral form with matching stilted crowns, second story windows are of the Italianate Full Arch form with stilted crowns and keystone. Street level windows have been replaced with solid plate glass. (CONTRIBUTING)
- # 302. 231 E. Broad St. (PRESENTLY: PAWN SHOP) ca. 1920-1925, COMMERCIAL CONSTRUCTION FLAT ROOF, one story building with solid masonry walls, flat roof with corbel along front roof line, windows are basically intact while the main entrance door has been replaced. Note the loading door to the right of entrance. (CONTRIBUTING)(DEMOLISHED, 1986)

United States Department of the Interior  
National Park Service

**National Register of Historic Places  
Inventory—Nomination Form**



Continuation sheet

Item number 7

Page 69

---

**BLOCK NO. 16 : CONTAINING NUMBERS AS LISTED BELOW**  
**(NON - CONTRIBUTING)**

---

- # 292. 242 E. Barbour St. (FIRST NATIONAL BANK) ca. 1970, MODERN, two story brick building with flat roof, second story has exterior sun screen for shading purposes.  
(NON-CONTRIBUTING)
  
- # 300. 223 E. Broad St. (CENTRAL BANK OF THE SOUTH) ca. 1870-1875, This building has a totally modern facade with its new brick facing and its Mansard roof with concave or bell-cast profile. (NON-CONTRIBUTING)

**United States Department of the Interior  
National Park Service**

**National Register of Historic Places  
Inventory—Nomination Form**



Continuation sheet

Item number 7


Page 70

**BLOCK NO. 9 : CONTAINING NUMBERS AS LISTED BELOW  
(CONTRIBUTING)**

- # 305. 109 E. Broad St. (PRESENTLY: WATSON'S SHOES) ca. 1875-1880, ITALIANATE STYLE, two story building with solid masonry walls, flat roof with corbel along front roof line. Second story windows have bracketed crowns and are flanked by brick pilasters. Street level entrance is flanked by cast iron fluted columns with Corinthian capitals. (CONTRIBUTING)
- # 306. 111 E. Broad St. (PRESENTLY: VACANT) ca. 1920-1925, COMMERCIAL CONSTRUCTION FLAT ROOF, solid masonry walls, flat roof with slight corbel along front roof line, second story has three nine over nine windows. Note the arched entrance to the second story. (CONTRIBUTING)
- # 307. 113 E. Broad St. (OLD EUFAULA THEATRE-MARTIN THEATRE) ca. 1890, partially destroyed by fire ca. 1900, the present structure replaced it in the 1930's. Typical Martin Theatre facade, stucco finish with decorative tile. (CONTRIBUTING)
- # 308. 117 E. Broad St. (PRESENTLY: RADIO SHACK) ca. 1920-1925, COMMERCIAL CONSTRUCTION FLAT ROOF, solid masonry walls with flat roof, three pilasters with Corinthian capitals appear on the front facade. Original windows replaced with solid plate glass. (CONTRIBUTING)
- # 311. 137 E. Broad St. (TEEL'S SHOES) ca. 1885-1890, this structure has undergone a partial facade treatment (1930) giving it an Art Deco image. Note the use of various color brick, also note the lower extended eaves with brackets. (CONTRIBUTING)
- # 312. 139 E. Broad St. (OLD COMMERCIAL NATIONAL BANK BUILDING - PRESENTLY: SCARBOROUGH'S DRUGS) ca. 1895-1900, two story building with solid masonry walls, flat roof with bracketed eave. Three windows on second floor are closed. Note arched entrance with elaborate stone work. (CONTRIBUTING)
- # 313. 141 E. Broad St. (BOWDEN - LAMPLEY - BUILDING) ca. 1877, SECOND EMPIRE STYLE, three-and-a-half story building with solid masonry walls, Mansard roof with dormers, typical Second Empire molded cornice with decorative brackets below eaves. The second and third story arch windows have stilted eyebrow crowns with keystones. The street level portion has been turned into a mini-mall. (CONTRIBUTING)

**United States Department of the Interior  
National Park Service**

**National Register of Historic Places  
Inventory—Nomination Form**



Continuation sheet


Item number 7

Page 71

- # 314. 145 E. Broad St. (PRESENTLY: THE DIANA SHOP) ca. 1875-1880, COMMERCIAL CONSTRUCTION - ITALIANATE DETAILS, two story building with solid masonry walls, flat roof with corbel along front roof line. Second story has segmental arch windows with hoods. Original iron facade has been covered with a modern facade treatment. Note the concave Mansard canopy over sidewalk. (CONTRIBUTING)
- # 315. 112 S. Randolph Ave. (PRESENTLY: THE JEWELRY & TROPHY SHOP) ca. 1920-1925, COMMERCIAL CONSTRUCTION FLAT ROOF, two story building with solid masonry walls, flat roof with corbel along front roof line. Second story has four over four windows. Note the metal sawtooth canopy over sidewalk. (CONTRIBUTING)
- # 316. 116 S. Randolph Ave. (PRESENTLY: SMITH'S SHOE SHOP) ca. 1920-1925, COMMERCIAL CONSTRUCTION FLAT ROOF, one story building with solid masonry walls, flat roof, canopy over sidewalk. Store windows have been replaced with solid plate glass. (CONTRIBUTING)
- # 317. 130 S. Randolph Ave (PRESENTLY: FERRELL'S FLOWERS) ca. 1890-1895, COMMERCIAL CONSTRUCTION FLAT ROOF, two story building with solid masonry walls, flat roof with corbel along front roof line. Second story segmental arch windows have stilted eyebrow hoods. Note the flat top canopy over sidewalk, also note that the original street level windows have been replaced with solid plate glass. Building has a stucco finish. (CONTRIBUTING)
- # 318. 123 S. Randolph Ave. (PRESENTLY: SPIER'S SHOES) ca. 1930-1935, COMMERCIAL CONSTRUCTION FLAT ROOF, one story solid masonry walls, flat roof with corbel along front roof line, stilted eyebrow hoods over windows and windows and door. Building has a stucco finish. (CONTRIBUTING)
- # 320. 142 S. Randolph Ave. (PRESENTLY: CITY PAWN SHOP) ca. 1920-1925, COMMERCIAL CONSTRUCTION FLAT ROOF, one story building with solid masonry walls, flat roof with stepped parapet wall. Original windows have been replaced with solid plate glass. (CONTRIBUTING)

**United States Department of the Interior  
National Park Service**

**National Register of Historic Places  
Inventory—Nomination Form**



Continuation sheet


Item number 7

Page 72

- # 322. 140 S. Randolph Ave. (PRESENTLY: DEBORAH WHITMORE HICKS ATTORNEY - ALSO PARTIAL USED FOR STORAGE) ca. 1920-1925, two story building with solid masonry walls, flat roof. This building has taken on an Art Deco appearance with its second story glass-block windows. (CONTRIBUTING)
- # 323. 114 E. Barbour St. (PRESENTLY: KNIGHT'S RECORD SHOP) ca. 1920-1925, COMMERCIAL CONSTRUCTION FLAT ROOF, one story building with solid masonry walls, flat roof with corbel along front roof line. Original windows replaced with solid plate glass. (CONTRIBUTING)
- # 324. 100 E. Barbour St. (PRESENTLY: WILLIAM'S BARBER SHOP) ca. 1920-1925, COMMERCIAL CONSTRUCTION FLAT ROOF, two story building with solid masonry walls, flat roof. Second story has segmental arch windows. Note also the use of arched entry way. (CONTRIBUTING)
- # 325. 149 S. Eufaula Ave. (PRESENTLY: WALKER'S PAWN SHOP) ca. 1895-1900, COMMERCIAL CONSTRUCTION FLAT ROOF, one story building with solid masonry walls, flat roof with corbel along front roof line, windows are for the most part intact. Note the sawtooth awning over sidewalk. (CONTRIBUTING)
- # 326. 145 S. Eufaula Ave. (PRESENTLY: A & B UPOLSTERY) ca. 1890-1895, COMMERCIAL CONSTRUCTION FLAT ROOF, one story building with solid masonry walls, flat roof with corbel along front roof line. Original windows still intact. Note the wooden canopy with shed roof over sidewalk. (CONTRIBUTING)
- # 327. 129 S. Eufaula Ave. (PRESENTLY: THE COMPREHENSIVE ASSESSMENT & DEVELOPMENT CENTER) ca. 1890-1895, COMMERCIAL CONSTRUCTION FLAT ROOF, one story building with solid masonry walls and having a stucco finish, flat roof with corbel along front roof line. Original windows have been replaced with solid plate glass. (CONTRIBUTING)
- # 328. 125 S. Eufaula Ave. (PRESENTLY: THE GOODWILL STORE) ca. 1890-1895, COMMERCIAL CONSTRUCTION FLAT ROOF, one story building with solid masonry walls, flat roof with corbel along front roof line. Note the chimney located in the front of the building. Original windows replaced with solid plate glass. (CONTRIBUTING)

**United States Department of the Interior  
National Park Service**

**National Register of Historic Places  
Inventory—Nomination Form**



Continuation sheet


Item number 7

Page 73

- # 331. 111 S. Eufaula Ave. (PRESENTLY: SPORTS WORLD) ca. 1880-1885, COMMERCIAL CONSTRUCTION FLAT ROOF, one story building with solid masonry walls, flat roof with corbel along front roof line. Original windows have been replaced with solid plate glass windows. Note the three circular ventilators at the top of facade. (CONTRIBUTING)

United States Department of the Interior  
National Park Service

**National Register of Historic Places  
Inventory—Nomination Form**



Continuation sheet

Item number 7


Page 74

**BLOCK NO. 9 : CONTAINING NUMBERS AS LISTED BELOW  
(CONDITIONAL - CONTRIBUTING)**

- # 304. 105 E. Broad St. (PRESENTLY: KENWIN) existing facade ca. 1925-1930, two story building with tan brick facade, flat roof with slight corbel along front roof line beneath which is a partial entablature with dentil molding. Street level facade is partially aluminium with solid plate glass windows. (CONDITIONAL-CONTRIBUTING)
  
- # 309. 125 1/2 E. Broad St. (PRESENTLY: NEAL LOGUE CO.) ca. 1885-1890, This building has a totally modern facade, synthetic simulated stone with solid plate glass windows. (1950) (CONDITIONAL-CONTRIBUTING)
  
- # 310. 125 E. Broad St. (PRESENTLY: NEAL LOGUE DEPARTMENT STORE) CA. 1885-1890, This building has a totally modern facade, synthetic stone with solid plate glass windows. (1950) (CONDITIONAL-CONTRIBUTING)
  
- # 321. 136 S. Randolph Ave. (PRESENTLY: BAKER'S FURNITURE STORY) ca. 1920-1925, one story building with solid masonry walls, flat roof, facade has been covered with blue and white ceramic tile. Original windows have been replaced with solid plate glass. (CONDITIONAL-CONTRIBUTING)
  
- # 329. 119 S. Eufaula Ave. (PRESENTLY: BOB'S GYM) ca. 1890-1895, COMMERCIAL CONSTRUCTION FLAT ROOF, two story building with solid masonry walls, stucco finish, flat roof with corbel along front roof line, ventilators directly above second story windows. Original street level windows have been covered with wood paneling. (CONDITIONAL-CONTRIBUTING)
  
- # 330. 117 S. Eufaula Ave. (HENDLEY'S PHOTOGRAPHY) ca. 1880-1885, This two story building has a completely modern facade with its new brick treatment and solid plate glass windows. (CONDITIONAL-CONTRIBUTING)

**United States Department of the Interior  
National Park Service**

**National Register of Historic Places  
Inventory—Nomination Form**



Continuation sheet

Item number 7

Page 75

---


**BLOCK NO. 9 : CONTAINING NUMBERS AS LISTED BELOW  
(NON - CONTRIBUTING)**

---

- # 303. 101 E. Broad St. (PRESENTLY: BAUMANN'S PHARMACY) ca. 1885-1890, This building has a completely new modern facade with its rough stucco finish, solid plate glass windows, and wood shingle cover over the sidewalk. (NON-CONTRIBUTING)
  
- # 319. 132 S. Randolph Ave. (PRESENTLY: VACANT) ca.1955, Fill-in building, one story solid masonry walls, flat roof and having solid plate glass windows. (NON-CONTRIBUTING)

**United States Department of the Interior  
National Park Service**

**National Register of Historic Places  
Inventory—Nomination Form**



Continuation sheet

Item number 7


Page 76

**BLOCK NO. 18 : CONTAINING NUMBERS AS LISTED BELOW**  
**(CONTRIBUTING)**

- # 332. Located behind the Court house is the (OLD CITY JAIL) ca. 1884, ITALIANATE STYLE, one story building with solid masonry walls, hip roof with protruding gables having extended bracketed eaves. circular hooded ventilators are located in the gables. The building has segmental arch windows with stilted crowns. (CONTRIBUTING) (Moved out of district 5/86)
- # 334. 311 E. Broad St. (PRESENTLY: JONES HEATING & COOLING) ca. 1890-1895, CLASSIC WOOD STORE FRONT, one story building with plain weatherboard siding, gable behind store front, windows have been upgraded over the years but still remain basically intact. Note the wooden cover over sidewalk. (CONTRIBUTING)
- # 335. 319 E. Broad St. (PRESENTLY: EUFAULA FURNITURE CO.) ca. 1905-1910, COMMERCIAL CONSTRUCTION FLAT ROOF, one story building with solid masonry walls, flat roof. Original windows are still intact. (CONTRIBUTING)
- # 338. 327 E. Broad St. (GILMAN PAINTS) ca. 1885, originally a brick building, it has been reworked giving it a Mission Style appearance (1925) with its arch and step parapet wall. (CONTRIBUTING)
- # 342. E. Barbour St. at S. Orange Ave. (RESIDENCE) ca. 1870-1875, VERNACULAR COTTAGE, one story frame building with plain weatherboard siding, low hip roof with shed roof over porch supported by square columns. (CONTRIBUTING)
- # 343. 129 S. Orange Ave. (PRESENTLY: M. WILLARD EVENS, D.C.) ca. 1880-1885, FOLK VICTORIAN STYLE, one story frame house with plain weatherboard siding, three frontal gables with shed roof over porch supported by Craftsman style tapered columns atop brick pedestals. (CONTRIBUTING)
- # 344. 125 S. Orange Ave. (PRESENTLY: HORACE WILLIAMS, ATTORNEY) ca. 1875-1880, FOLK VICTORIAN STYLE, one story house with plain weatherboard siding, gable front with wing plan (steeply pitched gables), front windows are large panes while side windows are six over six. Note the cornice returns in front gable. (CONTRIBUTING)

**United States Department of the Interior  
National Park Service**

**National Register of Historic Places  
Inventory—Nomination Form**



Continuation sheet

Item number 7

Page 77

---


**BLOCK NO. 18 : CONTAINING NUMBERS AS LISTED BELOW  
(CONDITIONAL - CONTRIBUTING)**

---

- # 341. 303 E. Barbour St. (PRESENTLY: W. THOMAS GATHER, ATTORNEY)  
ca. 1875-1880, FOLK VICTORIAN, one story house with As-  
bestos shingle siding, gable front with wing plan and shed  
roof over porch, supported by brick columns with stucco  
finish. (CONDITIONAL-CONTRIBUTING)

United States Department of the Interior  
National Park Service

National Register of Historic Places  
Inventory—Nomination Form



Continuation sheet

Item number 7

Page 78

---


**BLOCK NO. 18 : CONTAINING NUMBERS AS LISTED BELOW**  
**(NON-CONTRIBUTING)**

---

- # 333. 303 E. Broad St. (BARBOUR COUNTY COURTHOUSE) ca. 1925, NEOCLASSICAL REVIVAL STYLE, two story building with solid masonry walls, flat roof with lower protruding entablature, second story windows have keystone lintels while ground level windows are set within recessed arched panels with keystones. Four Tuscan style columns. Presently under massive remodeling (1986). (NON-CONTRIBUTING)
  
- # 336. 323 E. Broad St. (HOWELL SLADE CONSTRUCTION CO.) ca. 1970, PRE-ENGINEERED METAL BUILDING, with flat roof. (NON-CONTRIBUTING)
  
- # 337. 323 E. Broad St. (HOWELL SLADE CONSTRUCTION CO.) ca. 1865-1870, This building has been completely reworked using jumbo bricks and solid plate glass windows. (NON-CONTRIBUTING)
  
- # 339. 104 S. Livingston Ave. (PRESENTLY: VACANT) ca. 1950, TYPICAL WAREHOUSE CONSTRUCTION OF THE PERIOD, jumbo brick facade with low pitched gable roof. (NON-CONTRIBUTING)
  
- # 340. 106 S. Livingston Ave. (PRESENTLY: OFFICE SPACE) ca. 1970, Converted warehouse with new metal siding and also textured plywood siding, low pitched gable roof. (NON-CONTRIBUTING)
  
- # 345. 115 S. Orange Ave. (EUFAULA FIRE DEPARTMENT) ca. 1940-1945, MODERN, typical two story brick building with flat roof, five windows stretch across the second story while three truck bays extend across the bottom. (NON-CONTRIBUTING)

United States Department of the Interior  
National Park Service

# National Register of Historic Places Inventory—Nomination Form



Continuation sheet

Item number 7

Page 79

---


**BLOCK NO. 21 : CONTAINING NUMBERS AS LISTED BELOW  
(CONTRIBUTING)**

---

- #347 427 E. Broad St. ca. 1870-1875, VERNACULAR, rectangular plan one story store building with board and batten siding, hipped roof. Note the cut away corner entrance. (CONTRIBUTING)
- #348 429 E. Broad St. (BLAND & SONS) ca. 1905-1910, COMMERCIAL CONSTRUCTION FLAT ROOF, rectangular plan one story solid masonry building with flat roof pitched to the rear. Note the large storefront windows. (CONTRIBUTING)

**United States Department of the Interior  
National Park Service**

**National Register of Historic Places  
Inventory—Nomination Form**



Continuation sheet

Item number 7

Page 80

---


**BLOCK NO. 21 : CONTAINING NUMBERS AS LISTED BELOW  
(CONDITIONAL - CONTRIBUTING)**

---

- # 346. 401 E. Broad St. (CENTRAL OF GEORGIA RAILWAY CO. FREIGHT DEPOT) ca. 1888-1889, TYPICAL DEPOT CONSTRUCTION OF THE PERIOD, one story building with asbestos shingle siding on the front and corrugated metal siding on the sides, gable front with gable over stoop, supported by round columns.  
(CONDITIONAL-CONTRIBUTING)

**United States Department of the Interior  
National Park Service**

**National Register of Historic Places  
Inventory—Nomination Form**



Continuation sheet

Item number 7

Page 81

---


**BLOCK NO. 21 : CONTAINING NUMBERS AS LISTED BELOW  
(NON - CONTRIBUTING)**

---

- #349 431 E. Broad St. ca. 1895-1900, FOLK NATIONAL - GABLE SIDE FAMILY, rectangular plan one story house with plain weather-board siding, gable sides. The house is in a complete state of deterioration. (NON-CONTRIBUTING)
  
- #350 126 S. Forsyth Ave. (JOHNSON'S AUTO REPAIR) ca. 1950-1955, MODERN COMMERCIAL CONSTRUCTION, rectangular plan one story solid masonry building with flat roof. (NON-CONTRIBUTING)

**United States Department of the Interior  
National Park Service**

**National Register of Historic Places  
Inventory—Nomination Form**



Continuation sheet

Item number 7

Page 82

---


**BLOCK NO. 17 : CONTAINING NUMBERS AS LISTED BELOW  
(CONTRIBUTING)**

---

- # 351. 302 E. Barbour St. (PRESENTLY: VACANT RESIDENCE) ca. 1875-1880, FOLK VICTORIAN STYLE, one story frame house with plain weatherboard siding, gable front with wing plan, shed roof over porched supported by turned post with brackets. (CONTRIBUTING)
- # 354. 217 S. Orange Ave. (RESIDENCE) ca. 1855-1860, GREEK REVIVAL STYLE, one story frame house with plain weatherboard siding and ship lap siding on the front, low hip roof with central gable addition, porch under main roof supported by square columns atop brick pedestals. (CONTRIBUTING)
- #356 233 S. Orange Ave. (EUFAULA MILLING COMPANY, FEED MILL), ca. 1880-1885, MILL CONSTRUCTION, rectangular plan two story barn type construction, wood framing with corrugated metal siding. (CONTRIBUTING)

**United States Department of the Interior  
National Park Service**

**National Register of Historic Places  
Inventory—Nomination Form**



Continuation sheet

Item number 7

Page 83

---


**BLOCK NO. 17 : CONTAINING NUMBERS AS LISTED BELOW  
(CONDITIONAL - CONTRIBUTING)**

---

#355 225 S.Orange Ave. ca. 1885-1890. VICTORIAN STYLE, rectangular plan one story house with vinyl siding, pyramidal roof with flat roof over porch supported by Craftsman style tapered columns atop brick pedestals. Note the transom with side-lights. (CONDITIONAL-CONTRIBUTING)

**United States Department of the Interior  
National Park Service**

**National Register of Historic Places  
Inventory—Nomination Form**



Continuation sheet

Item number 7

Page 84

---


**BLOCK NO. 17 : CONTAINING NUMBERS AS LISTED BELOW  
(NON - CONTRIBUTING)**

---

- # 352. 304 E. Barbour St. (PRESENTLY: NATIONAL SECURITY INSURANCE CO.) ca. 1955, CONVENTIONAL COMMERCIAL CONSTRUCTION, recessed front, solid masonry walls with bar joist.  
(NON-CONTRIBUTING)
  
- # 353. 306 E. Barbour St. (PRESENTLY: CHEVRON SERVICE STATION) ca. 1965, PRE-ENGINEERED BUILDING, steel fabricated structure with flat roof and extended roof over gas pumps.  
(NON-CONTRIBUTING)

**United States Department of the Interior  
National Park Service**

**National Register of Historic Places  
Inventory—Nomination Form**



Continuation sheet

Item number 7

Page 85

---


**BLOCK NO. 22 : CONTAINING NUMBERS AS LISTED BELOW  
(CONTRIBUTING)**

---

- # 357. 233 E. Barbour St. (CARGILE - FOY - CONNER HOUSE)  
ca. 1855, GREEK REVIVAL STYLE, one story house with plain  
weatherboard siding, gable front with porch under main  
gable supported by four square columns. Note the side en-  
trance with its gable supported by two square columns.  
Original windows are still intact. (CONTRIBUTING)

**United States Department of the Interior  
National Park Service**

**National Register of Historic Places  
Inventory—Nomination Form**



Continuation sheet

Item number 7

Page 86

---


**BLOCK NO. 22 : CONTAINING NUMBERS AS LISTED BELOW  
(NON - CONTRIBUTING)**

---

- # 358. 231 E. Barbour St. (PRESENTLY: THE LIBERTY NATIONAL BUILDING) ca. 1965 , CONVENTIONAL COMMERCIAL CONSTRUCTION, solid masonry walls with bar joist and having a recessed front facade. (NON-CONTRIBUTING)
  
- # 359. 201 E. Barbour St. (PRESENTLY: ALABAMA POWER CO.) ca. 1970, CONVENTIONAL COMMERCIAL CONSTRUCTION, two story building with structural steel framing, flat roof, exterior material: brick. (NON-CONTRIBUTING)

**United States Department of the Interior  
National Park Service**

**National Register of Historic Places  
Inventory—Nomination Form**



Continuation sheet

Item number 7

Page 87

---


**BLOCK NO. 8 : CONTAINING NUMBERS AS LISTED BELOW  
(CONTRIBUTING)**

---

- # 361. 115 E. Barbour St. (OLD FIRST UNITED METHODIST PARSONAGE)  
ca. 1881, NEOCLASSICAL REVIVAL COTTAGE, one story house  
with solid masonry walls, pyramidal roof with flat roof  
over porch supported by Ionic columns. Note the modillions  
beneath the cornice. (CONTRIBUTING)
  
- # 362. 101 E. Barbour St. (FIRST UNITED METHODIST CHURCH)  
ca. 1916, GOTHIC REVIVAL STYLE, solid masonry walls with  
lower tower to the left of entrance and bell-tower to the  
right both are rectangular with battlements and pinnacles.  
Middle portion has parapet wall, Gothic Arch ways onto  
entrance platform. This structure displays many fine Gothic  
Revival details. (CONTRIBUTING)

**United States Department of the Interior  
National Park Service**

**National Register of Historic Places  
Inventory—Nomination Form**



Continuation sheet

Item number 7

Page 88

---

**BLOCK NO. 8 : CONTAINING NUMBERS AS LISTED BELOW**


---

**(NON - CONTRIBUTING)**

- # 360. E. Barbour at S. Randolph Ave. (PRESENTLY: VACANT)  
ca. 1970, CONVENTIONAL COMMERCIAL CONSTRUCTION,  
one story building with masonry walls , flat roof.  
(NON-CONTRIBUTING)

United States Department of the Interior  
National Park Service

National Register of Historic Places  
Inventory—Nomination Form



Continuation sheet

Item number 7


Page 89

**BLOCK NO. 7 : CONTAINING NUMBERS AS LISTED BELOW  
(CONTRIBUTING)**

- # 366. W. Broad St. (PRESENTLY: MCPHERSON REALTY & ENGINEERING OFFICE) ca. 1880-1885, COMMERCIAL CONSTRUCTION FLAT ROOF, two story building with solid masonry walls, flat roof with stepped parapet wall, second story segmental arch windows have been closed, street level windows replaced with solid plate glass. Note the segmental arched entry leading to the second story. (CONTRIBUTING)
- # 367. 106 S. Eufaula Ave. (PRESENTLY: YOUNG JOHNSTON & ASSOCIATES OFFICE) ca. 1920-1925, COMMERCIAL CONSTRUCTION FLAT ROOF, one story building with solid masonry (brick) walls, flat roof, solid plate glass windows. Note the scalloped awning over sidewalk. (CONTRIBUTING)
- # 368. 114 S. Eufaula Ave. (PRESENTLY: EUFAULA HOME IMPROVEMENT CENTER) ca. 1920-1925, COMMERCIAL CONSTRUCTION FLAT ROOF, two story building with solid masonry walls, flat roof. Seven windows extend across the front of the second story while solid plate glass windows are at street level. Note the loading bay to the right of the building. (CONTRIBUTING)
- # 369. 116 S. Eufaula Ave. (PRESENTLY: ALL PRO-AUTO PARTS) ca. 1890-1895, COMMERCIAL CONSTRUCTION FLAT ROOF, two story building with solid masonry walls, flat roof with corbel along front roof line. Eight second story windows are presently closed (note the ventilators above each window), street level windows are solid plate glass. (CONTRIBUTING)
- # 370. S. Eufaula Ave. (PRESENTLY: VACANT) ca. 1895-1900, COMMERCIAL CONSTRUCTION FLAT ROOF, one story building with solid masonry walls, flat roof with corbel along front roof line, three circular ventilators located just below corbel. Street level windows are solid plate glass. Note the flat canopy covering the sidewalk. (CONTRIBUTING)
- # 371. S. Eufaula Ave. (CONVERTED SERVICE STATION PRESENTLY: J.W. PRODUCE MARKET) ca. 1930-1935, COMMERCIAL CONSTRUCTION FLAT ROOF, concrete block walls with stucco finish, flat roof with mission tile outline, extended flat roof supported by square columns with stucco finish. (CONTRIBUTING)

**United States Department of the Interior  
National Park Service**

**National Register of Historic Places  
Inventory—Nomination Form**



Continuation sheet


Item number 7

Page 90

- # 372. 118 S. Eufaula Ave. (PRESENTLY: BAKER FURNITURE CO. WAREHOUSE) ca. 1930, one story building with masonry walls, flat roof with central ventilator running the length of the building. Loading bay to the left of the building. Note the weep holes along the bottom of the building. (CONTRIBUTING)
- # 373 S. Eufaula Ave. at W. Barbour St. (PRESENTLY: RANDALL GREENE - FORD DEALERSHIP) ca. 1920-1925, COMMERCIAL CONSTRUCTION FLAT ROOF, one story building with solid masonry walls, flat roof. Note the awnings above the solid plate glass windows. (CONTRIBUTING)

United States Department of the Interior  
National Park Service

National Register of Historic Places  
Inventory—Nomination Form



Continuation sheet


Item number

7

Page 91

- #374 214 W. Barbour St. (GLENN'S SUPERIOR AUTO PAINT) ca. 1925, COMMERCIAL CONSTRUCTION, rectangular plan one story building with flat roof pitched to the rear. Note the stepped parapet on front facade and the glass cubes above windows. (CONTRIBUTING)
- #375 216 W. Barbour St. (LARRY P. ETRIS HOUSE) ca. 1920, CRAFTSMAN STYLE, rectangular plan one story house with ship lap siding, gable atop hip with frontal gable. Note the exposed roof rafters and the tapered columns atop pedestals. (CONTRIBUTING)
- #376 220 W. Barbour St. (STAN COOTS HOUSE) ca. 1925-1930, LATE CRAFTSMAN STYLE, rectangular plan one story house with ship lap siding, split gable with gable over carport. Note the wrought iron column replacement. (CONTRIBUTING)
- #377 224 W. Barbour St. (ROSS - METHVIN - BLIWOV HOUSE ) ca. 1890, built by E. H. Ross, QUEEN ANNE STYLE , irregular plan two story house with basement, multi-gable roof, ship lap siding. Note the cut away bay window, turn post with balustrade and the arched windows in basement, the extensive use of stain glass. (CONTRIBUTING)
- #378 236 W. Barbour St. (BERINGER - SCHMABLING HOUSE) ( HERITAGE OFFICE), ca. 1895-1900, FOLK VICTORIAN, rectangular plan one story house with plain weatherboard siding, gable front with bracketed eaves and spindle work detail. Note the double front door with transom and sidelights. (CONTRIBUTING)
- #379 308 W. Barbour St. (JAMES LARKIN HOUSE) , ca. 1905-1910, QUEEN ANNE STYLE, irregular plan one story house with plain weatherboard siding, pyramidal roof with lower cross gables, extended flat roof over porch supported by free classic columns which are connected at the bottom by balustrade with turned balusters. (CONTRIBUTING)
- #380 316 W. Barbour St. (OLD DISTRICT PARSONAGE), ca. 1895-1900, QUEEN ANNE, rectangular plan one story house with plain weatherboard siding, hipped roof with lower cross gable, flat roof over porch supported by free classic columns. (CONTRIBUTING)

**United States Department of the Interior  
National Park Service**



**National Register of Historic Places  
Inventory—Nomination Form**

Continuation sheet


Item number 7

Page 92

- #381 320 W.Barbour St. (ALBERT FRANKOVICH HOUSE), ca. 1925-1930, BUNGALOW, rectangular plan one story brick-veneer house with side gable roof and frontal gables. Note the front chimney and arched entrance to side porch.(CONTRIBUTING)
- #382 328 W.Barbour St. (FRANCIS SPARKS HOUSE), ca. 1890-1895, QUEEN ANNE STYLE, rectangular plan one story house with plain weatherboard siding, flat deck atop hip roof with lower cross gable, gable over main entrance. Note the fluted columns with Ionic capitals. (CONTRIBUTING)
- #383 334 W. Barbour St. (OTIS FERLIN HOUSE) ca. 1895-1910, VICTORIAN, rectangular plan two story house with plain weatherboard siding, unusual catslide type roof with flat roof extending over porch with classic columns having brackets above each columns. (CONTRIBUTING)
- #384 338 W.Barbour St. (CLYDE ARNOLD HOUSE), ca. 1925, CRAFTSMAN STYLE rectangular plan one story house with ship lap siding, split gable roof with knee braces under front eaves. Note the exposed roof rafters and the wrought iron column replacement. (CONTRIBUTING)
- #385 402 W.Barbour St. (JIM HERZOG HOUSE), ca. 1925, CRAFTSMAN STYLE, rectangular plan one story house with ship lap siding, cross-gable roof with kneebraces. Note the exposed roof rafters, multi-column supports atop brick pedestals. (CONTRIBUTING)
- #386 416 W.Barbour St. (JAMES WALKER HOUSE), ca. 1885-1890, FOLK VICTORIAN STYLE, gable front with wing plan one story house with plain weatherboard siding. Note the bracketed hood over front left window. (CONTRIBUTING)
- #387 428 W. Barbour St.(RUBY BEASLEY HOUSE), ca.1925, CRAFTSMAN STYLE, rectangular plan one story house with plain weatherboard siding, split gable roof with knee braces. Note the large tapered columns atop brick pedestals.(CONTRIBUTING)
- #388 434 W.Barbour St. (ILAH BAKER HOUSE ),ca. 1880-1885, QUEEN ANNE STYLE, irregular plan two story house with plain weatherboard siding above and flush siding on main floor, multi-gable roof with flat roof over porch, free classic columns. Note the bevel glass transom and side light.(CONTRIBUTING)

**United States Department of the Interior  
National Park Service**

**National Register of Historic Places  
Inventory—Nomination Form**



Continuation sheet


Item number 7

Page 93

- #389 427 W. Broad St., ca. 1890, QUEEN ANNE STYLE, plan one story house with plain weatherboard siding, two front wings with cross-gable roof, flat roof extended over entrance supported by fluted Corinthian columns with balustrade. Note the broken triangular pediments over windows and the cut away bay window on the left side facade. (CONTRIBUTING)
- #390 425 W. Broad St. (CARWELL - RABURN HOUSE) ca. 1885-1890, QUEEN ANNE STYLE, irregular plan one story house with plain weatherboard siding, hipped roof with lower cross gable, two frontal gables with smaller gable over front entrance, flat roof over porch supported by small round columns atop pedestals connected by balustrade. Note the cut away bay window on right (side facade). (CONTRIBUTING)
- #391 415 W. Broad St. (McDOWELL - PAPPAS HOUSE), CA. 1894, built by Fern M. Wood the house was originally a one-story frame house. In 1902 Lt. Governor Charles S. McDowell bought the house and remodeled it giving it a Tudor style, two story brick house with Jerkinhead roof and cross-gables, half-timbered treatment in gables. Note the marble stair entrance and marble window sills. (CONTRIBUTING)
- #392 403 W. Broad St. (WOOD - McDOWELL - JACKSON - GILES HOUSE) ca. 1877, FOLK VICTORIAN STYLE, rectangular plan one story house with flushboard siding on front facade and plain weatherboard siding throughout the remaining exterior, hip roof with shed roof over porch, supported by chamfered post with jigsaw cut brackets. Note the transom and sidelights. (CONTRIBUTING)
- #393 335 W. Broad St. (DUSKIN - JACKSON - HARRISON HOUSE) ca. 1881, built by J. E. Duskin, FOLK VICTORIAN STYLE, gable front with wing plan one story house with plain weatherboard siding, shed roof over porch supported by square post connected by balustrade with turned balusters. Note the bay window and also the transom and side lights. Significant landscape feature: Toria Toxifolia (Stinking Cedar Tree) (CONTRIBUTING)
- #394 327 W. Broad St. ca. 1885-1890, VICTORIAN STYLE, rectangular plan one story house with plain weatherboard siding, hip roof with cross-gable. Note the double columns supporting roof and also note the Craftsman style dormer. (CONTRIBUTING)

**United States Department of the Interior  
National Park Service**

**National Register of Historic Places  
Inventory—Nomination Form**



Continuation sheet


Item number 7

Page 94

- #395 315 W. Broad St. (WEBB - ROTH -LUKE-WHITE HOUSE) ca. 1880, VICTORIAN STYLE, originally a one story house Mr. Bernhardt Friedman added the second story in 1890. Presently a two story house with plain weatherboard siding, hip roof with central dormer, flat roof over porch supported by fluted columns with composite order capitals. Note the cut-away bay window on left side facade and also note the Ashlar Face concrete block foundation. (CONTRIBUTING)
- #396 309 W. Broad St. (McCORMICK-DENT-LUCK-McKENZIE HOUSE) ca. 1880 FOLK VICTORIAN STYLE, rectangular plan one story house with plain weatherboard siding, gable sides with low gable roof to the rear, roof over porch supported by chamfered post connected at the botton by balustrade with turned balusters and across the top with arch work. Note the gable extending over the entrance. (CONTRIBUTING)
- #397 257 W. Broad St. (KOLB- SPARKS-FLEWELLEN HOUSE), ca. 1856, GREEK REVIVAL COTTAGE, built by Mr. W. C. Whipple, it was sold to Mr. H. C. Hart. In 1865 it was traded for middling cotton to Mr. Henry R. Shorter. It then came into the possession of Chauncey Sparks, Governor of Alabama from 1943 -1947. The house has a rectangular plan and is one story with plain weatherboard siding, flat roof extends over the porch and is supported by Doric columns. (CONTRIBUTING)
- #398 225 W. Broad St. ca. 1890-1895, VICTORIAN, rectangular plan one story house with plain weatherboard siding, flat deck atop hipped roof with flat roof over porch supported by free classic columns connected by balustrade with turned balusters. (CONTRIBUTING)
- #399 215 W. Broad St. (HOLLEMAN -FOY HOUSE) ca. 1907, NEOCLASSICAL STYLE, built by Henry Holleman, irregular plan two story house with pebble-dash finish, curved portico supported by Colossal columns with Ionic capitals and full entablature second story balcony extends across the entire front facade and is supported by smaller Ionic columns.
- #399 Note the modillions supporting the corona under the cornice. (CONTRIBUTING)
- #401 129 W. Broad st. (EUFAULA SURVEY), ca. 1890-1895, QUEEN ANNE STYLE, rectangular plan one story house with plain weatherboard siding, hip roof with lower cross-gable, flat roof over porch supported by square columns atop pedestals. (CONTRIBUTING)

**United States Department of the Interior  
National Park Service**

**National Register of Historic Places  
Inventory—Nomination Form**



Continuation sheet

Item number 7

Page 95

---


**BLOCK NO. 7 : CONTAINING NUMBERS AS LISTED BELOW  
(CONDITIONAL - CONTRIBUTING)**

---

#365 117 W. Broad St. (WAYNE'S PAINT & SUPPLY), ca. 1900, commercial building with modern facade, one story brick building with diagonal wood stripping, solid plate glass windows.  
(CONDITIONAL- CONTRIBUTING)

**United States Department of the Interior  
National Park Service**

**National Register of Historic Places  
Inventory—Nomination Form**



Continuation sheet

Item number 7

Page 96

---


**BLOCK NO. 7 : CONTAINING NUMBERS AS LISTED BELOW  
(NON - CONTRIBUTING)**

---

#400 139 W. Broad St. ca. 1985, MODERN TOWNHOUSE STYLE, two story brick-veneer building with effective brick detailing in effort to blend in with the historic area. (NON-CONTRIBUTING)

United States Department of the Interior  
National Park Service

National Register of Historic Places  
Inventory—Nomination Form



Continuation sheet

Item number 7


Page 97

**BLOCK NO. 24 : CONTAINING NUMBERS AS LISTED BELOW  
(CONTRIBUTING)**

- #403 425 W.Barbour St. (GARLAND- PRICE HOUSE) ca. 1890-1895, QUEEN ANNE, rectangular plan one story house with ship lap siding, flat deck atop hipped roof with central gable over entrance, roof over porch is supported by round columns which are partial fluted. (CONTRIBUTING)
- #404 417 W.Barbour St. ca. 1880-1885, FOLK VICTORIAN, gable front with wing plan one story house with plain weatherboard siding flat roof over porch supported by fluted Ionic columns. Note the Ashlar face concrete block foundation. (CONTRIBUTING)
- #405 401 W.Barbour St. (SINGER - BARNETT - GOODE HOUSE), ca. 1883, QUEEN ANNE STYLE, built by Mr. J. E. Singer, rectangular plan one story house with plain weatherboard siding, flat deck atop hipped roof with central dormer, roof over porch supported by Ionic columns. Note transom with sidelights. (CONTRIBUTING)
- #406 333 W.Barbour St. (ARMAND DUFAULT HOUSE), ca. 1880-1885, FOLK VICTORIAN, gable front with wing plan two story house with plain weatherboard siding, flat roof over porch supported by fluted Doric columns. Note the spindle work in the gables above second story windows and also in main gable. (CONTRIBUTING)
- #407 321 W. Barbour St. (CATHIE WILBURNE HOUSE) ca. 1880-1885, QUEEN ANNE STYLE, rectangular plan one story house with plain weatherboard siding, flat deck atop hipped roof with lower cross-gable, flat roof over porch supported by chamfered post connected at the bottom by balustrade with turned balusters, bracketed at the top. Note the front gable portion of the house and its side porch. (CONTRIBUTING)
- #408 307 W.Barbour St. ca. 1865-1870, FOLK VICTORIAN, rectangular plan one story house with plain weatherboard siding, steeply pitched gable-sides with frontal gables, shed roof over porch supported by wrought iron columns, Note the triple sash 6 over 6 over windows. (CONTRIBUTION)

**United States Department of the Interior  
National Park Service**

**National Register of Historic Places  
Inventory—Nomination Form**



Continuation sheet

Item number 7

Page 98

---


**BLOCK NO. 24 : CONTAINING NUMBERS AS LISTED BELOW  
(NON - CONTRIBUTING)**

---

- #402 427 W.Barbour St. (GLENN DAVIS HOUSE) ca. 1950, MODERN RANCH STYLE, rectangular plan one story brick-veneer house with gable sides. (NON-CONTRIBUTING)
- #409 237 W. Barbour St. (JOHN HAGOOD, M.D. OFFICE) ca. 1977, MODERN, rectangular plan one story brick-veneer building with dual-pitched hip roof. (NON-CONTRIBUTING)
- #410 215 W.Barbour St. (DENT'S TRAILER COURT), ca. 1965, CONTEMPORARY FOLK, MOBILE HOMES, rectangular in plan one story with metal bodies. (NON-CONTRIBUTING)
- #411 201 W.Barbour St. (ZIPPY MART), ca. 1970, MODERN, rectangular building one story concrete block construction with flat roof supported by bar joist. (NON-CONTRIBUTING)

United States Department of the Interior  
National Park Service

National Register of Historic Places  
Inventory—Nomination Form



Continuation sheet

Item number 7


Page 99

**BLOCK NO. 28 : CONTAINING NUMBERS AS LISTED BELOW  
(CONTRIBUTING)**

- #412 420 W.Barbour St. (JOYCE - COPELAND -REEVES HOUSE), ca.1851 GREEK REVIVAL COTTAGE, built by Mrs. E.C. Joyce. In 1873, Dr. William P. Copeland added a bath on the east side (1873) which was the first bathroom in Eufaula with running water. House is rectangular in plan one story with loft, gable sides with gable over front stoop, large ship lap siding. Note the bay window addition on the east side. (CONTRIBUTING)
- #416 135 Sanford Ave. ca, 1870-1875, TWO ROOM, rectangular plan one story house with plain weatherboard siding, catslide roof with shed roof over porch. (CONTRIBUTING)
- #417 205 Sanford Ave. (BELGIN SMITH HOUSE) ca. 1875-1880, FOLK VICTORIAN STYLE, rectangular plan one story house with plain weatherboard siding, gable sides with cross gable to the rear, roof over porch is supported by chambered post bracketed at the top and connected by balustrade with turned balusters at the bottom. (CONTRIBUTING)
- #419 227 Sanford Ave. (BUN STARLING HOUSE) ca. 1875-1880, FOLK VICTORIAN STYLE, rectangular plan one story house with plain weatherboard siding, gable sides with shed roof over porch, supported by turned posts bracketed at the top and connected by balustrade with turned balusters at the bottom. (CONTRIBUTING)
- #420 237 Sanford Ave. (SIMON LEWY HOUSE),ca. 1879, ITALIANATE FORM, built by Simon Lewy this house is a reverse duplicate of the Solomon Lewy House on N. Eufaula Ave. (#141), rectangular plan one story house with plain weatherboard siding, cupola atop hipped roof with cross hip to the right side, roof over the porch is supported by ornately cut columns connected by balustrade with turned balusters. Note the floor to ceiling windows and also the transom with side lights. (CONTRIBUTING)
- #421 339 Cherry St. ca. 1920-1925, CRAFTSMAN STYLE, rectangular plan one story house with ship lap siding, hip roof with shed dormer, hip extends over porch and is supported by tapered columns atop brick pedestals. Note the 3 over 1 windows. (CONTRIBUTING)

**United States Department of the Interior  
National Park Service**

**National Register of Historic Places  
Inventory—Nomination Form**



Continuation sheet


Item number 7

Page 100

- #422 325 Cherry St. (JOSEPH CARR HOUSE), ca. 1920-1925, CRAFTSMAN STYLE, rectangular plan one story house with plain weatherboard siding, gable front with extended side roof over porch and carport, supported by tapered columns atop brick pedestals. Note partially screened-in porch. (CONTRIBUTING)
- #423 323 Cherry St. (A.B. REAVES), ca. 1920-1925, CRAFTSMAN STYLE, rectangular plan one story house with ship lap siding, broken gable side with central gable dormer, gable extending over porch supported at either end by large brick columns. Note the expanse of the front porch without central porch support but allowing for the presence of the pedestals. (CONTRIBUTING)
- #425 305 Cherry St. (HAROLD T. GRIMES, JR. HOUSE) ca. 1865-1870, FOLK NATIONAL STYLE GABLE FRONT WITH WING, one story house with plain weatherboard siding. Note the return cornice and the triangular pediments above the windows also note the ashlar face concrete block pedestals on the front porch. (CONTRIBUTING)
- #426 214 Colby Ave. (DEBBIE STANFORD HOUSE), ca. 1925-1930, FOLK NATIONAL -LATE CRAFTSMAN, rectangular plan one story house with plain weatherboard siding, hipped roof with central gable dormer, flat roof extended over stoop. Note the exposed roof rafters and the unenclosed eaves a Craftsman trait. (CONTRIBUTING)
- #428 204 Colby Ave. (EDWARD CANNINGTON HOUSE), ca. 1885-1890, FOLK VICTORIAN STYLE, gable front with wing plan, one story house with plain weatherboard siding, flat roof over porch which extends to the left side facade is supported by small Ionic columns atop brick pedestals connected by continuous brick balustrade. (CONTRIBUTING)
- #429 134 Colby Ave. (W.D.HAM HOUSE), ca. 1885- 1890, FOLK VICTORIAN STYLE, gable front with wing plan one story house with plain weatherboard siding, flat roof over porch extends to left side facade and is supported by Doric columns. (CONTRIBUTING)
- #430 128 Colby Ave. (HELEN M. TAYLOR HOUSE) ca. 1885-1890, FOLK VICTORIAN STYLE, gable front with wing plan one story house with plain weatherboard siding, shed roof over porch supported by chamfered post. Note the bay window on right side of front facade, also note the transom with sidelights. (CONTRIBUTING)

**United States Department of the Interior  
National Park Service**

**National Register of Historic Places  
Inventory—Nomination Form**



Continuation sheet


Item number 7

Page 101

- #432 310 W.Broad St. (SHORTER - EDMUNDSON- SPARKS - LEWIS HOUSE) ca 1868, rectangular plan one story house with plain weatherboard siding, centered-gable with side-gable roof having wide over hanging eaves supported by doubled brackets, flat roof over porch is supported by round columns. (CONTRIBUTING)
- #433 324 W.Broad St. (JAMES C.CADE HOUSE) QUEEN ANNE ca. 1890, rectangular plan one story house with plain weatherboard siding, gable atop hipped roof with shed roof over porch supported by jigsaw cut post atop brick pedestals. Note gabled screen porch to the right side of entrance, also note the entrance transom with sidelights. (CONTRIBUTING)
- #435 336 W.Broad St. (LEONA T.QUICK HOUSE) ca. 1880-1885, QUEEN ANNE STYLE, irregular plan one story house with plain weatherboard siding, gable atop hip roof with hipped central dormer, flat roof over porch supported by Ionic columns connected at the bottom by balustrade with turned baluster. Note the cut away bay window on left (side) facade. (CONTRIBUTING)
- #436 404 W.Broad St. (COPELAND - REEVES - JONES HOUSE )ca. 1886, QUEEN ANNE STYLE, irregular plan 3 story house with plain weatherboard siding, gable front with hipped tower, the tower having a flat deck atop the hip with four gabled dormers, gable with hipped roof over porch is supported by chamfered post with jigsaw cut frieze. Note the cut away bracketed bay window to the left of front facade and also the bay window on the left facade. House was built by Dr. William Preston Copeland who became famous as the inventor of the "Air Treatment Method" for burn victims. QUEEN ANNE STYLE (CONTRIBUTING)

United States Department of the Interior  
National Park Service

National Register of Historic Places  
Inventory—Nomination Form



Continuation sheet

Item number 7

Page 102

---


**BLOCK NO. 28 : CONTAINING NUMBERS AS LISTED BELOW**  
**(CONDITIONAL - CONTRIBUTING)**

---

- #414 127 Sanford Ave. (FOY B. BENEFIELD, JR. HOUSE )ca. 1880-1885  
QUEEN ANNE STYLE, rectangular plan one story house with  
hipped roof with lower cross gables, flush board siding on  
front facade and plain weatherboard siding on remaining  
portions, roof over porch supported by wrought iron columns  
atop brick pedestals. Note the extended porch gable over  
entrance. (CONDITIONAL - CONTRIBUTING)
- #418 207 Sanford Ave. ca. 1870-1875, FOLK NATIONAL, rectangular  
plan one story house with large ship lap front and plain  
weatherboard sides, side gable roof with shed roof over  
porch supported by wrought iron columns. Note the transom  
and sidelights, and also the window replacements.  
(CONDITIONAL - CONTRIBUTING)
- #431 116 Colby Ave. (GEORGIA R. RHYMES) ca. 1925-1930, CRAFTSMAN  
STYLE, rectangular plan one story house with Jerkinhead  
roof, Aluminium siding, Note the knee braces under the main  
eave, the Jerkinhead roof over stoop supported by triangular  
brackets, also the 3 lights over solid pane windows.  
(CONDITIONAL - CONTRIBUTING)
- #434 330 W. Broad St. (MILDRED LYNCH HOUSE ), ca. 1925-1930,  
CRAFTSMAN STYLE, rectangular plan one story house with  
Vinyl siding, split front gable roof. Note the typical  
Craftsman exposed roof rafters and unenclosed eaves.  
(CONDITIONAL - CONTRIBUTING)

United States Department of the Interior  
National Park Service

**National Register of Historic Places  
Inventory—Nomination Form**



Continuation sheet

Item number 7

Page 103

---


**BLOCK NO. 28: CONTAINING NUMBERS AS LISTED BELOW  
(NON-CONTRIBUTING)**

---

- #413 125 Sanford Ave. ca. 1950, MODERN, rectangular plan one story house, brick-veneer house with gable sides. Note the two cut in dormers. (NON-CONTRIBUTING)
- #415 131 Sanford Ave. (THOMAS CONNER HOUSE), CA. 1945-1950, FOLK NATIONAL, rectangular plan one story house with gable sides, Asbestos shingle siding. (NON- CONTRIBUTING)
- #424 325 Cherry St. (JOSEPH E. CARR HOUSE ), ca. 1965-1970, MODERN RANCH STYLE, rectangular plan one story brick-veneer house with gable sides. (NON- CONTRIBUTING)
- #427 212 Colby Ave., ca. 1895-1900, FOLK NATIONAL WITH CRAFTSMAN STYLE PORCH, gable front with wing plan one story house with new stucco finish. (NON-CONTRIBUTING)

United States Department of the Interior  
National Park Service

**National Register of Historic Places  
Inventory—Nomination Form**



Continuation sheet

Item number 7

Page 104

---


**BLOCK NO. 27 : CONTAINING NUMBERS AS LISTED BELOW  
(CONTRIBUTING)**

---

- #437 534 W.Broad St. (KENDALL MANOR )ca. 1860, ITALIANATE, built by James Turner Kendall, George W. Whipple was the contractor and may also have been the designer. Frame two story house with veranda across the front and two side, ten slender columnettes, one story in height with ornate capitals spaced along the veranda with carved brackets above each. Hipped roof with cupola, cupola is surrounded by wrought iron railing. Note the extended entrance with matching balcony above, balcony has a hipped roof supported by matching columnettes with bracketed cornice which match the brackets along the remaining cornice of the structure. (CONTRIBUTING )
- #439 436 W.Broad St. (WILLIAM G. QUINNEY HOUSE) ca. 1870-1875, QUEEN ANNE STYLE, irregular plan one story house with plain weatherboard siding, gable atop hipped roof with lower cross gable, flat roof over porch supported by free classic columns connected by balustrade. Note the slight bay window on left side of front facade, also the cut away bay window on the left side facade. (CONTRIBUTING)

**United States Department of the Interior  
National Park Service**

**National Register of Historic Places  
Inventory—Nomination Form**



Continuation sheet

Item number 7

Page 105

---


**BLOCK NO. 27 : CONTAINING NUMBERS AS LISTED BELOW  
(CONDITIONAL - CONTRIBUTING)**

---

- #438 438 W. Broad St. (MARTHA B. GRUBBS HOUSE), ca. 1915-1920, CRAFTSMAN STYLE, rectangular plan one story house with vinyl siding, hip roof with exposed roof rafters, porch is under main hip, roof is supported by double square columns atop brick pedestals. (CONDITIONAL-CONTRIBUTING)
- #441 124 Sanford Ave. (VIRGIL C. UPTAIN HOUSE) ca. 1880-1885, FOLK VICTORIAN STYLE, rectangular plan one story house with Asbestos shingle siding, gable sides with cross-gable (T-Roof ) with central Jerkinhead dormer, flat roof over porch supported by thin columns. Note the unusually large fascia above columns. (CONDITIONAL - CONTRIBUTING)

**United States Department of the Interior  
National Park Service**

**National Register of Historic Places  
Inventory—Nomination Form**



Continuation sheet

Item number 7

Page 106

---


**BLOCK NO. 27 : CONTAINING NUMBERS AS LISTED BELOW  
(NON - CONTRIBUTING)**

---

#440 432 W. Broad St.. (AUBREY F. BLACKMON HOUSE) ca. 1950-1955,  
FOLK NATIONAL, rectangular plan one story house with Asbes-  
tos shingle siding, gable sides. (NON-CONTRIBUTING)

United States Department of the Interior  
National Park Service

National Register of Historic Places  
Inventory—Nomination Form



Continuation sheet

Item number 7

Page 107

---


**BLOCK NO. 29 : CONTAINING NUMBERS AS LISTED BELOW  
(CONTRIBUTING)**

---

- #443 206 Sanford Ave. (HIRAM HANN HOUSE), ca. 1880-1885, QUEEN ANNE STYLE, rectangular plan one story house with plain weatherboard siding, pyramidal roof with lower gable on front wing, flat roof over porch which extends around left side of house is supported by turned post connected by balustrade with turned balusters at the bottom and spindle work frieze at the top . Note also that the columns are bracketed beneath the spindlework frieze. (CONTRIBUTING)
- #445 230 Sanford Ave. (MIMS H. CONNER, JR. HOUSE), ca. 1920, CRAFTSMAN STYLE, rectangular plan one story brick-veneer house with gable front, porch is under main gable and is supported by double square columns atop brick pedestals. Note screened-in porch. (CONTRIBUTING)
- 446 238 Sanford Ave. (EARL H. CAIN HOUSE), ca. 1865-1870, FOLK VICTORIAN STYLE, rectangular plan one story house with large ship lap siding, steeply pitched cross-gable roof, shed roof extending over porch supported by turn post connected at the bottom by balustrade with turned balusters and are bracketed at the top. Note the connecting wood work across top of porch. (CONTRIBUTING)

**United States Department of the Interior  
National Park Service**

**National Register of Historic Places  
Inventory—Nomination Form**



Continuation sheet

Item number 7

Page 108

---

**BLOCK NO. 29 : CONTAINING NUMBERS AS LISTED BELOW**


---

**(CONDITIONAL - CONTRIBUTING)**

- #444 224 Sanford Ave. (W.LEE MILLER HOUSE) ca. 1885-1890, QUEEN ANNE STYLE, irregular plan one story house with vinyl siding flat deck atop hipped roof with front cross gable over the cut away bay window (left front facade), flat roof extends over porch and is supported by round columns connected by wrought iron balustrade. (CONDITIONAL - CONTRIBUTING)

**United States Department of the Interior  
National Park Service**

**National Register of Historic Places  
Inventory—Nomination Form**



Continuation sheet

Item number 7

Page 109

---


**BLOCK NO. 29 : CONTAINING NUMBERS AS LISTED BELOW  
(NON - CONTRIBUTING)**

---

#442 202 Sanford Ave. (LAURA V. CLAYTON HOUSE), ca. 1950-1955,  
MODERN RANCH STYLE, rectangular plan one story house with  
ship lap siding, low pitched hip roof. (NON-CONTRIBUTING)

United States Department of the Interior  
National Park Service

National Register of Historic Places  
Inventory—Nomination Form



Continuation sheet

Item number 7


Page 110

**BLOCK NO. 30 : CONTAINING NUMBERS AS LISTED BELOW  
(CONTRIBUTING)**

- #447 312 Sanford Ave. (WILLIE M. STANDIFER HOUSE), ca. 1870-1875, FOLK VICTORIAN, double front wing plan one story house with plain weatherboard siding, front wings have hipped roofs connected by main body which displays a central cross gable, shed roof over porch is supported by chamfered post connected across the bottom by balustrade with turned balusters. (CONTRIBUTING)
- #449 328 Sanford Ave. ca. 1920-1925, CRAFTSMAN STYLE, rectangular plan one story house with plain weatherboard siding, gable atop hipped roof with lower front cross gable, porch is located under main roof and is supported by tapered columns atop brick pedestals. Note the exposed roof rafters and knee braces under front gables. (CONTRIBUTING)
- #450 334 Sanford Ave. (WHEELER - THOMPSON - HOOPER - MCGOWAN HOUSE), ca. 1870-1875, FOLK VICTORIAN STYLE, built by Mr. Charles P. Wheeler, rectangular plan one story house with flush board siding on the front and plain weatherboard siding throughout the remaining portions, gable sides with central front gable. Note triangular crown over window in front gable, flat roof over porch supported by square post bracketed at the top and connected across the bottom by balustrade with turned balusters. Note the bay window on the left (side) facade, also note the floor to ceiling windows. (CONTRIBUTING)
- #451 340 Sanford Ave. (LAIRD - PEAK - GRANT - PEAK HOUSE), ca. 1869, FOLK VICTORIAN STYLE, built by Mr. A.J. Laird, rectangular plan one story house with flush board siding on the front with plain weatherboard siding on the remainder of the house, hipped roof which extends over the porch and is supported by double square posts with wood work detailing, post are connected at the bottom by jigsaw cut balustrade and arching jigsaw work across the top. (CONTRIBUTING)

United States Department of the Interior  
National Park Service

**National Register of Historic Places  
Inventory—Nomination Form**



Continuation sheet

Item number 7

Page 111

---


**BLOCK NO. 30 : CONTAINING NUMBERS AS LISTED BELOW**  
**(CONDITIONAL - CONTRIBUTING)**

---

- #448 318 Sanford Ave. (JOHN S. HOWARD HOUSE) ca. 1920-1925,  
CRAFTSMAN STYLE, rectangular plan one story house with  
vinyl siding, gable front with flat roof over porch sup-  
ported by tapered columns atop brick pedestals. Note the  
typical exposed roof rafters and unenclosed eaves.  
(CONDITIONAL - CONTRIBUTING)

**United States Department of the Interior  
National Park Service**

**National Register of Historic Places  
Inventory—Nomination Form**



Continuation sheet

Item number 7


Page 112

**BLOCK NO. 33 : CONTAINING NUMBERS AS LISTED BELOW**  
**(CONTRIBUTING)**

- #452 430 Sanford Ave. (EUFAULA CITY SCHOOL ), ca. 1926, NEO-CLASSICAL, rectangular plan two story, solid masonry structure, flat roof with parapet wall behind the dominant front gable which is supported by four colossal columns having Egyptian order capitals. Note the full entablature, (architrave, frieze, and cornice), also note the flanking pilasters behind each column and their matching capitals. (CONTRIBUTING)
- 452-1 420 Sanford Ave. (EUFAULA BOARD OF EDUCATION) ca. 1926, NEOCLASSICAL, rectangular plan one story solid masonry building with hipped roof. Note the entablature over the stoop and its supporting columns, also the transom and side-lights. (CONTRIBUTING)

**United States Department of the Interior  
National Park Service**

**National Register of Historic Places  
Inventory—Nomination Form**



Continuation sheet

Item number 7


Page 113

**BLOCK NO. 32 : CONTAINING NUMBERS AS LISTED BELOW**  
**(CONTRIBUTING)**

- #453 409 Sanford Ave. (FRANK MCKEE HOUSE) ca. 1915-1920, CRAFTSMAN STYLE, rectangular plan one story house with plain weatherboard siding, hipped roof with central hipped dormer, porch is under main hip which is supported by tapered columns atop brick pedestals. Note the exposed roof rafters and the partial screened-in porch. (CONTRIBUTING)
- #454 417 Sanford Ave. (ETHEL N. BLACKMON HOUSE), ca. 1885-1890, FOLK NATIONAL, gable front with wing plan one story house with plain weatherboard siding, shed roof over porch supported by Craftsman style tapered columns atop brick pedestals. Note the exposed roof rafters in porch construction. (CONTRIBUTING)
- #455 431 Sanford Ave. (MCKLERY - CALTON - HURLBERT HOUSE), ca. 1882, VICTORIAN, irregular plan one story house with ship lap siding, hipped roof with lower cross hip, roof over porch is supported by square post which are bracketed at the top and connected by balustrade with turned balusters on the bottom. Note the full transom and sidelights, also note bay window on left front facade. (CONTRIBUTING)
- #458 325 Highland Ave. ca. 1925-1930, FOLK NATIONAL, rectangular plan one story house with ship lap siding, gable sides. Note the 3 over one windows. (CONTRIBUTING)
- #459 323 Highland Ave. ca. 1920-1925, CRAFTSMAN STYLE, rectangular plan one story house with ship lap siding, gable atop hip roof with frontal gable and side gable over carport, porch is under main roof which is supported by tapered columns atop brick pedestals. Note the exposed roof rafters. (CONTRIBUTING)
- #460 317 Highland Ave. ca. 1880-1885, FOLK NATIONAL, rectangular plan one story house with plain weatherboard siding, gable sides with cross rear gable, flat roof over porch supported by chamfered post with unadorned brackets. (CONTRIBUTING)
- #461 307 Highland Ave. ca. 1880-1885, QUEEN ANNE STYLE, rectangular plan one story house with plain weatherboard siding, hipped roof with lower cross-gable, roof over porch is supported by chamfered post. Note the transom and sidelights. (CONTRIBUTING)

**United States Department of the Interior  
National Park Service**

**National Register of Historic Places  
Inventory—Nomination Form**



Continuation sheet


Item number 7

Page 114

- #462 428 Colby Ave. ca. 1920-1925, CRAFTSMAN STYLE, rectangular plan one story house with ship lap siding, split front gable roof, porch gable supported by tapered columns atop brick pedestals connected by solid masonry balustrade. Note the exposed roof rafters. (CONTRIBUTING)
- #463 424 Colby Ave. (AUDREY WILSON HOUSE), ca. 1925-1930, LATE CRAFTSMAN STYLE, rectangular plan one story brick-veneer house, gable sides with frontal gable over stoop. Note the screened-in side porch and the exposed roof rafters. (CONTRIBUTING)
- #464 410 Colby Ave. ca. 1890-1895, QUEEN ANNE STYLE, rectangular plan one story house with plain weatherboard siding, hipped roof with central hipped dormer, flat roof supported by free classic columns extends over the porch. Note the transom and sidelights. (CONTRIBUTING)

**United States Department of the Interior  
National Park Service**

**National Register of Historic Places  
Inventory—Nomination Form**



Continuation sheet

Item number 7

Page 115

---

**BLOCK NO. 32 : CONTAINING NUMBERS AS LISTED BELOW**


---

**(CONDITIONAL - CONTRIBUTING)**

- #456 437 Sanford Ave. (JOHN W. CARROLL HOUSE) ca. 1880-1885, FOLK VICTORIAN, gable front with wing plan with vinyl siding, flat roof over screened-in porch. Note the jigsaw cut detail in front gable. (CONDITIONAL - CONTRIBUTING)
- #457 329 Highlad Ave. ca. 1880-1885, FOLK NATIONAL, rectangular plan one story house with fibre board siding, gable sides, flat roof extending over porch supported by fluted Aluminium columns. (CONDITIONAL - CONTRIBUTING)
- #465 406 Colby Ave. (EMMETT JONES HOUSE), ca. 1890-1895, QUEEN ANNE STYLE, rectangular plan one story house with Asbestos shingle siding, hipped roof with lower cross gables, flat roof extends over porch and is supported by Craftsman style tapered columns atop brick pedestals. (CONDITIONAL - CONTRIBUTING)

**United States Department of the Interior  
National Park Service**

**National Register of Historic Places  
Inventory—Nomination Form**



Continuation sheet

Item number 7

Page 116

---


**BLOCK NO. 32 : CONTAINING NUMBERS AS LISTED BELOW  
(NON - CONTRIBUTING)**

---

- #466 220 Malone St. ca. 1945-1950, MODERN DUPLEX, rectangular plan one story duplex with Asbestos shingle siding, low pitch hipped roof, shed roof over stoop. (NON-CONTRIBUTING)
  
- #467 230 Malone St. ca. 1945-1950, MODERN DUPLEX, rectangular plan one story brick-veneer duplex, low pitch hipped roof, shed roof over stoop. (NON- CONTRIBUTING)

**United States Department of the Interior  
National Park Service**

**National Register of Historic Places  
Inventory—Nomination Form**



Continuation sheet

Item number 7


Page 117

**BLOCK NO. 31 : CONTAINING NUMBERS AS LISTED BELOW  
(CONTRIBUTING)**

- #468 311 Sanford Ave. (PAUL M. HURST HOUSE) ca. 1870-1875, VENACULAR-GOTHIC REVIVAL, rectangular plan one story house with plain weatherboard siding, hipped roof with flat roof over porch supported by unadorn round columns. Note the transom with sidelights. (CONTRIBUTING)
- #469 329 Sanford Ave. (WILDER - HIGHTOWER HOUSE) ca. 1870-1875, ONE STORY - HIPPED FAMILY, rectangular plan one story house with ship lap siding, hipped roof with flat roof over stoop supported by wrought iron columns. (CONTRIBUTING)
- #470 333 Sanford Ave. (TOM L. KENNEDY HOUSE) ca. 1890-1895, VICTORIAN, one story house with plain weatherboard siding cross-gable roof with knee braces under eaves. Note the aluminium awning extending from porch roof, the tapered columns and the balustrade. (CONTRIBUTING)
- #471 399 Sanford Ave. (LOUIS COLE HOUSE), ca. 1875-1880, FOLK VICTORIAN, gable front with wing plan one story house with plain weatherboard siding, flat roof over porch supported by turned post connected at the bottom by balustrade with turned balusters and brackets at the top. Note the shed addition in the rear. (CONTRIBUTING)
- #472 341 Sanford Ave. (ALVIE T. THOMAS HOUSE), ca. 1925-1930, CRAFTSMAN STYLE, rectangular plan one story house with plain weatherboard siding, low pitch hipped roof with shed roof over porch supported by large square columns. Note the exposed roof rafters. (CONTRIBUTING)
- #478 333 Colby Ave. (CHERYL S. TAYLOR HOUSE), ca. 1895-1900, VICTORIAN, rectangular plan with added front gable wing, one story house with plain weatherboard siding, hip roof over main structure, shed roof over porch supported by free classic columns. (CONTRIBUTING)
- #479 306 Cherry St. (REV. JOHN W. THOMPSON HOUSE) ca. 1920-1925 CRAFTSMAN STYLE, rectangular plan one story house with plain weatherboard siding and pitch side gables with central gable dormer. Note the knee braces under the eaves and also the two large end columns supporting the porch roof. (CONTRIBUTING)

**United States Department of the Interior  
National Park Service**

**National Register of Historic Places  
Inventory—Nomination Form**



Continuation sheet


Item number 7

Page 118

- #480 310 Cherry St. (BILL BARRETT HOUSE), ca. 1895-1900, FOLK VICTORIAN, gable front with wing plan one story house with plain weatherboard siding, flat roof over porch extends the entire length of front facade supported by fluted columns. (CONTRIBUTING)
- #481 314 Cherry St. (DAVE WARD HOUSE) ca. 1915-1920, CRAFTSMAN STYLE, rectangular plan one story house with plain weatherboard siding, hipped roof with shed roof over porch. Note the double columns atop Ashlar face concrete block pedestals. (CONTRIBUTING)
- #483 328 Cherry St. ca. 1890-1895, FOLK NATIONAL, rectangular plan one story house with plain weatherboard siding, gable sides with flat roof over porch supported by double 2x4 columns with horizontal spacers connected across the bottom by balustrade. (CONTRIBUTING)
- #484 336 Cherry St. ca. 1890-1895, FOLK VICTORIAN, gable front with wing plan one story house with plain weatherboard siding, shed roof over porch supported by chamfered post and connected across the bottom by balustrade. (CONTRIBUTING)

United States Department of the Interior  
National Park Service

**National Register of Historic Places  
Inventory—Nomination Form**



Continuation sheet

Item number 7

Page 119

---


**BLOCK NO. 31 : CONTAINING NUMBERS AS LISTED BELOW**  
**(CONDITIONAL - CONTRIBUTING)**

---

- #477 340 Colby Ave. (LANNY R. DEAL HOUSE). ca. 1925-1930, FOLK NATIONAL, rectangular plan one story house with aluminium siding, gable sides with frontal gable over stoop. Note the double columns supporting gable over stoop and the 3 over 1 windows. (CONDITIONAL - CONTRIBUTING)
- #482 320 Cherry St. ca. 1900-1905, FOLK NATIONAL, rectangular plan one story house with asbestos shingle siding, gable sides with shed roof over porch. (CONDITIONAL - CONTRIBUTING)
- #485 340 Cherry St. (THOMAS E. EDBERG HOUSE), ca. 1925-1930, FOLK NATIONAL, rectangular plan one story house with vinyl siding, gable sides with frontal gable over stoop. (CONDITIONAL - CONTRIBUTING)

**United States Department of the Interior  
National Park Service**

**National Register of Historic Places  
Inventory—Nomination Form**



Continuation sheet

Item number 7

Page 120

---

**BLOCK NO. 31 : CONTAINING NUMBERS AS LISTED BELOW**


---

**(NON - CONTRIBUTING)**

- #473 215 Malone Ct. (PRESTON C. CLAYTON HOUSE) ca. 1960-1965, END-ON RANCH STYLE (MODERN CONTEMPORY) rectangular plan one story brick-veneer house with novelty siding, low pitch built-up roof. (NON-CONTRIBUTING)
- #474 108 Malone Ct., ca.1960-1965, MODERN RANCH STYLE, L-shape plan one story brick-veneer house with medium pitch hipped roof. (NON-CONTRIBUTING)
- #475 107 Malone Ct. (JAMES L. HOUSTON HOUSE)ca. 1960-1965, MODERN RANCH STYLE, L-shape plan one story brick-veneer house with low pitch hipped roof. (NON-CONTRIBUTING)
- #476 101 Malone Ct. (WILLIAM K. DUNN HOUSE). ca. 1960-1965, MODERN RANCH STYLE, L-shape plan one story house with novelty siding (Texture 111), low pitch hipped roof. (NON- CONTRIBUTING)

United States Department of the Interior  
National Park Service

National Register of Historic Places  
Inventory—Nomination Form



Continuation sheet

Item number 7


Page 121

**BLOCK NO. 26 : CONTAINING NUMBERS AS LISTED BELOW  
(CONTRIBUTING)**

- #486 609 W.Broad St. (JANE HALL HOUSE) ca. 1870-1875, VICTORIAN rectangular plan one story house with flush board siding, hipped roof with shed roof over porch supported by jigsaw cut detailing and the bottom by balustrade with turned balusters. (CONTRIBUTING)
- #487 543 W.Broad St., ca. 1870-1875, FOLK NATIONAL, rectangular plan one story house with plain weatherboard siding, gable front with roof over porch supported by square columns. Note the window in the front gable. (CONTRIBUTING)
- #488 541 W.Broad St., ca. 1880-1885, FOLK VICTORIAN, rectangular plan one story house with plain weatherboard siding, gable sides with central front gable, roof over porch is supported by chamfered post bracketed at the top. Note the sidelights at the front entrance. (CONTRIBUTING)
- #489 533 W.Broad St. ca. 1925-1930, CRAFTSMAN STYLE, rectangular plan one story brick-veneer house, gable front with lower cross-gable, flat roof over porch supported by square columns Note the balustrade across the top of porch roof lending a Colonial Revival touch to this Craftsman house, also note the exposed roof rafters and unenclosed eaves. (CONTRIBUTING)
- #490 515 W.Broad St. (HOLY REDEEMER CATHOLIC CHURCH) ca. 1921, SPANISH MISSION STYLE, rectangular plan, solid masonry construction, Jerkinhead roof over front entrance leading into the front tower which also has Jerkinhead roof, gable rear, roof cladding is rounded terra cotta clay tile. Note the flat arched windows. (CONTRIBUTING)
- #490-1 515 W.Broad St. (PARSONAGE) ca. 1925, CRAFTSMAN STYLE, rectangular plan one story brick-veneer with Jerkinhead roof, Jerkinhead roof over front stoop supported by triangular braces. Note the knee braces under eaves. (CONTRIBUTING)
- #491 508 W.Barbour St. (SALLY SMITH HOUSE), ca. 1925-1930, LATE CRAFTSMAN STYLE, rectangular plan one story house with ship lap siding, Jerkinhead roof (sides), gable over front stoop Note the exposed roof rafters and unenclosed eaves, also the knee braces in the eave of the stoop. (CONTRIBUTING)
- #494 541 W.Barbour St. ca. 1890-1895, FOLK NATIONAL, gable front with wing plan one story house with plain weatherboard siding, flat roof over porch which extends across the entire front facade. (CONTRIBUTING)

United States Department of the Interior  
National Park Service

**National Register of Historic Places  
Inventory—Nomination Form**



Continuation sheet

Item number 7

Page 122

---


**BLOCK NO. 25 : CONTAINING NUMBERS AS LISTED BELOW  
(CONTRIBUTING)**

---

- #495 607 W.Barbour St. ca. 1885-1890, FOLK VICTORIAN STYLE, gable front with wing plan one story house with plain weatherboard siding, shed roof over porch supported by jigsaw cut post with arching jigsaw cut detailing above and connectd by balustrade at the bottom. Note the transom and sidelights. (CONTRIBUTING)
- #496 541 W.Barbour St. (HERMAN PRICE HOUSE) ca. 1865-1870, ONE STQRY HIPPED, rectangular plan one story house with plain weatherboard siding, frontal gable added, roof over porch supported by square columns. Note the transom with side-lights and the 9/9 windows. (CONTRIBUTING)
- #499 507 W.Barbour St. (JEFF McDANIEL HOUSE),ca. 1870-1875, FOLK VICTORIAN STYLE, gable front with wing plan, one story house with flush board siding on the front and plain weatherboard siding throughout the remaining portion, shed roof over porch supported by chamfered post connected at the bottom by balustrade with turned balusters and at the top by arching jigsaw cut detailing. Note the (side) cross-gable and the cross gable portion to the rear of the house. (CONTRIBUTING)

**United States Department of the Interior  
National Park Service**

**National Register of Historic Places  
Inventory—Nomination Form**



Continuation sheet

Item number 7

Page 123

---


**BLOCK NO. 25 : CONTAINING NUMBERS AS LISTED BELOW  
(NON - CONTRIBUTING)**

---

- #492 518 W.Barbour St. ca. 1945-1950, FOLK NATIONAL, rectangular plan one story house with Asbestos shingle siding, hipped roof with gable over front stoop. (NON-CONTRIBUTING)
- #493 530 W.Barbour St., ca. 1955-1960, MODERN STYLE, rectangular plan one story brick-veneer house with cross-gable roof. (NON-CONTRIBUTING)
- #497 519 W.Barbour St. (H.PEARLA HARTIS HOUSE), ca. 1960-1965, MODERN RANCH STYLE, rectangular plan one story brick-veneer house with gable sides (center portion elevated. (NON-CONTRIBUTING)
- #498 517 W.Barbour (AUDIE M. SMITH HOUSE) ca. 1960-1965, MODERN RANCH STYLE, rectangular plan one story brick-veneer house with gable sides. (NON - CONTRIBUTING)

**United States Department of the Interior  
National Park Service**

**National Register of Historic Places  
Inventory—Nomination Form**



Continuation sheet

Item number 7

Page 124

---


**BLOCK NO. 34 : CONTAINING NUMBERS AS LISTED BELOW  
(CONTRIBUTING)**

---

#500 135 W.Barbour St. (EUFAULA - COWIKEE - TNS MILL), ca. 1888,  
MILL CONSTRUCTION, Eufaula Cotton Mill first officers:  
John W. Tullis, President; N.W. Roberts, Secretary-Treasurer:  
A. G. Martin, Superintendent. Directors: J. W. Tullis, A.  
H. Merrill, S.H. Dean, L.Y. Dean, M.M. Berringer, G.W. Guice  
and G.L. Comer. Rectangular plan two story building, solid  
masonry construction, bracketed eaves. Note the tower to  
the left of the front facade. (CONTRIBUTING)

**United States Department of the Interior  
National Park Service**

**National Register of Historic Places  
Inventory—Nomination Form**



Continuation sheet

Item number 7

Page 125

---


**BLOCK NO. 35 : CONTAINING NUMBERS AS LISTED BELOW  
(CONTRIBUTING)**

---

- #505 604 E. Broad St. ca. 1900-1905, FOLK NATIONAL - GABLE SIDE FAMILY, rectangular plan one story frame house with plain weatherboard siding, gable side roof porch has been altered from original. (CONTRIBUTING)
- #501 131 N. Van Buren Ave. ca. 1875-1880, ONE STORY HIPPED STYLE, rectangular plan one story house with plain weatherboard siding, hipped roof with shed roof over porch supported by square columns. (CONTRIBUTING)
- #502 127 N. Van Buren Ave. (WILLIE M. TENNILLE HOUSE) ca. 1880-1885, ONE STORY HIPPED STYLE, rectangular plan one story house with plain weatherboard siding, hipped roof with shed roof over porch supported by Craftsman style tapered columns atop brick pedestals. (CONTRIBUTING)
- #503 121 N. Van Buren Ave. (THOMAS ALLEN HOUSE), ca. 1880-1885, FOLK VICTORIAN STYLE, rectangular plan one story house with plain weatherboard siding, gable sides with central front gable, flat roof over porch supported by metal post. Note the Craftsman style brick pedestals. (CONTRIBUTING)

**United States Department of the Interior  
National Park Service**

**National Register of Historic Places  
Inventory—Nomination Form**



Continuation sheet

Item number 7

Page 126

---


**BLOCK NO. 35 : CONTAINING NUMBERS AS LISTED BELOW**  
**(CONDITIONAL - CONTRIBUTING)**

---

#506 612 E. Broad St. (THOMAS C. MADDOX HOUSE), ca. 1915-1920,  
CRAFTSMAN STYLE, rectangular plan one story house with  
Aluminum siding, hipped roof with cross gable.  
(CONDITIONAL - CONTRIBUTING)

**United States Department of the Interior  
National Park Service**

**National Register of Historic Places  
Inventory—Nomination Form**



Continuation sheet

Item number 7

Page 127

---

**BLOCK NO. 35: CONTAINING NUMBERS AS LISTED BELOW**


---

**(NON - CONTRIBUTING)**

# 504 119 N. Van Buren Ave. ca. 1979, MODERN RANCH STYLE, rectangular plan one story brick-veneer with texture 111 siding, split side gable. (NON-CONTRIBUTING)

United States Department of the Interior  
National Park Service

National Register of Historic Places  
Inventory—Nomination Form



Continuation sheet

Item number 7


Page 128

**BLOCK NO. 36 : CONTAINING NUMBERS AS LISTED BELOW  
(CONTRIBUTING)**

- #510 518 E.Barbour St.(RUBY'S BEAUTY SHOP), ca. 1920-1925, CRAFTSMAN STYLE, rectangular plan one story house with ship lap siding, split gable front. Note the exposed roof rafters and the tapered columns atop brick pedestals. Main body has a Jerkinhead roof. (CONTRIBUTING)
- #511 514 E.Barbour St. (LAMPLEY - ROBINSON - EUFAULA TRIBUNE), ca. 1865-1870, ONE STORY HIPPED STYLE, rectangular plan one story house with plain weatherboard siding, shed roof over porch supported by chamfered post connected across the bottom by balustrade and bracketed at the top. (CONTRIBUTING)
- #512 504 E. Barbour St. (FIELD-SNIPES-SHEPPARD COTTAGE) ca. 1837 VERNACULAR RAISED COTTAGE, rectangular plan one story cottage with plain weatherboard siding, catslide roof with wooden shingles, gable over entrance stoop supported by square columns. (CONTRIBUTING)
- #513 119 S.Forsyth Ave. ca. 1925-1930, LATE CRAFTSMAN STYLE, rectangular plan one story house with ship lap siding, split gable roof, front gable supported by double square post atop brick pedestals. (CONTRIBUTING)
- #515 517 E.Broad St. (MILTON -BRASWELL - JONES HOUSE), ca. 1845-1850, VENACULAR ONE STORY HIPPED STYLE, built by Mr. Milton a watchmaker and optometrist from England. Rectangular plan one story house with flush board siding on the front and plain weatherboard siding throughtout the remaining portions. hipped roof with porch under main hip, bracketed chamfered post supports connected across the bottom by balustrade. Note the unusual arched doors and windows , also the octagonal central chimney. (CONTRIBUTING)
- #516 535 E.Broad St., ca. 1870-1875, FOLK VICTORIAN, gable front with wing plan one story house with plain weatherboard siding shed roof over porch extending around right side, supported by turned post bracketed at the top. (CONTRIBUTING)

**United States Department of the Interior  
National Park Service**

**National Register of Historic Places  
Inventory—Nomination Form**



Continuation sheet


Item number 7

Page 129

#517 535 E. Broad St. ca. 1920-1925, LATE CRAFTSMAN STYLE,  
gable front with wing plan one story house with plain  
weatherboard siding, roof over porch supported by tapered  
columns atop brick pedestals. Note the unenclosed eaves  
with exposed roof rafters. (CONTRIBUTING)

**United States Department of the Interior  
National Park Service**

**National Register of Historic Places  
Inventory—Nomination Form**



Continuation sheet

Item number 7

Page 130

---


**BLOCK NO. 36 : CONTAINING NUMBERS AS LISTED BELOW  
(CONDITIONAL - CONTRIBUTING)**

---

- #507 604 E. Broad St. (EUFAULA U-SAVE IT STORE), ca. 1915-1920, COMMERCIAL CONSTRUCTION, rectangular plan one story building with Stucco finish, gable roof. Note the metal building addition to the right. (CONDITIONAL - CONTRIBUTING)
  
- #514 509 E. Broad St. (MARVIN C. TAYLOR HOUSE), ca. 1920, CRAFTSMAN STYLE, rectangular plan one story house with vinyl siding, cross gable roof, porch roof supported by double square post atop brick pedestals. (CONDITIONAL - CONTRIBUTING)

United States Department of the Interior  
National Park Service

**National Register of Historic Places  
Inventory—Nomination Form**



Continuation sheet

Item number 7

Page 131

---


**BLOCK NO. 36 : CONTAINING NUMBERS AS LISTED BELOW  
(NON - CONTRIBUTING)**

---

- #508 128 S.Van Buren Ave., ca. 1955-1960, MODERN DUPLEX, rectangular plan one story brick-veneer duplex with gable sides, gables over stoops. (NON- CONTRIBUTING)
  
- #509 530 E.Barbour St., (SELF-SERVICE GAS STATION), ca. 1970-1975, PRE-ENGINEERED STURCTURE, metal structure, glassed in attendant stand. (NON-CONTRIBUTING)

United States Department of the Interior  
National Park Service

National Register of Historic Places  
Inventory—Nomination Form



Continuation sheet

Item number 7

Page 132

---


**BLOCK NO. 37 : CONTAINING NUMBERS AS LISTED BELOW  
(CONTRIBUTING)**

---

- #518 127 S. Van Buren Ave. (BRYANT WORTHY HOUSE) ca. 1925-1930, CRAFTSMAN STYLE, rectangular plan one story house with ship lap siding, gable front with roof over porch supported by tapered columns atop brick pedestals. Note the exposed roof rafters. (CONTRIBUTING)
- #519 129 S. Van Buren Ave., ca. 1930-1935, LATE CRAFTSMAN, rectangular plan one story Jumbo brick house, Jerkinhead roof with vertical "sawtooth" siding under roof line. Aluminium awning supported by metal post over porch. (CONTRIBUTING)
- #521 601 E. Broad St. (BRASWELLS SUPERETTE), ca. 1925-1930, STORE BUILDING, one story brick building with hipped roof. (CONTRIBUTING)
- #522 605 E. Broad St. ca. 1865-1870, ONE STORY HIPPED ROOF VENCULAR, rectangular plan one story house with large ship lap siding, hipped roof with shed roof over porch supported by Craftsman style tapered columns atop brick pedestals. Note the transom with sidelights. (CONTRIBUTING)
- #525 623 1/2 E. Broad St. ca. 1925-1930, LATE CRAFTSMAN STYLE, gable with wing plan one story house with ship lap siding tapered columns atop brick pedestals, exposed roof rafters (CONTRIBUTING)
- #529 120 Riverside, ca. 1920-1925, CRAFTSMAN STYLE, rectangular plan one story house with ship lap siding, gable front with roof over porch supported by tapered columns atop brick pedestals. Note the exposed roof rafters. (CONTRIBUTING)

**United States Department of the Interior  
National Park Service**

**National Register of Historic Places  
Inventory—Nomination Form**



Continuation sheet

Item number 7

Page 133

---


**BLOCK NO. 37 : CONTAINING NUMBERS AS LISTED BELOW  
(CONDITIONAL - CONTRIBUTING)**

---

- #520 131 S. Van Buren Ave. (VELMA T. KAIGLER HOUSE), ca. 1930-1935, LATE CRAFTSMAN STYLE, rectangular plan one story house with Asbestos shingle siding, split Jerkinhead/gable roof, gable over porch supported by metal post. (CONDITIONAL - CONTRIBUTING)

**United States Department of the Interior  
National Park Service**

**National Register of Historic Places  
Inventory—Nomination Form**



Continuation sheet

Item number 7

Page 134

---


**BLOCK NO. 37 : CONTAINING NUMBERS AS LISTED BELOW  
(NON - CONTRIBUTING)**

---

- #523 615 E.Broad St. ca. 1950-1955, MODERN, rectangular plan two story house with ship lap siding, gable sides. (NON- CONTRIBUTING)
- #524 619 E.Broad St., ca.1880-1885, FOLK VICTORIAN, gable front with plain weatherboard siding. In a state of demolition. (NON-CONTRIBUTING)
- #526 623 E.Broad St.,(JACK B. HINTON, D.D.S. OFFICE),ca. 1970-1975 MODERN OCTAGONAL, octagonal plan one story brick building with brick arch work. (NON-CONTRIBUTING)

United States Department of the Interior  
National Park Service

**National Register of Historic Places  
Inventory—Nomination Form**



Continuation sheet

Item number 7

Page 135


**BLOCK NO. 38 : CONTAINING NUMBERS AS LISTED BELOW**  
**(CONTRIBUTING)**

#527 630 E. Broad St. (WELLBORN HOUSE) ca. 1839, moved to present site in 1971, built by Dr. Thomas Levie Wellborn who served on the staff of his brother Gen. William Wellborn during the Creek Indian War. This house was the first example of Greek Revival architecture built in Eufaula. Rectangular plan two story house with flush board siding on the front and plain weatherboard siding throughout the remaining portions of the house. Hipped roof with frontal gable, supported by massive round columns with Doric capitals. Note the cantilevered balcony on the second story. (CONTRIBUTING) (located in BLOCK 38 )

#528 Riverside Dr. (THE TAVERN), ca. 1836, GULF COAST FORM, The Tavern built by Mr. Edward Williams was the first permanent structure built in Irwinton (present-day Eufaula). It was built as an inn and served as a stopping place for the river steamboats. In 1842, Mr. Williams deeded it to his daughter, Mrs. Cynthia Williams Raines, who used it as a residence. During the War Between the States it was used as a Confederate Hospital. Rectangular plan 2 story tavern, with plan weatherboard siding, high hipped roof, double galleries with square columns on first floor and round columns on second floor, second floor gallery is enclosed by balustrade. (CONTRIBUTING) (located in BLOCK 38)

**United States Department of the Interior  
National Park Service**

**National Register of Historic Places  
Inventory—Nomination Form**



Continuation sheet

Item number 7


Page 136

**BLOCK NO. 39 : CONTAINING NUMBERS AS LISTED BELOW  
(CONTRIBUTING)**

- #530 442 E.Union St. ca. 1920-1925, SHOT GUN, rectangular plan one story house with ship lap siding, gable front with porch under main gable. (CONTRIBUTING)
- #531 438 E.Union St. ca. 1920-1925, SHOT GUN, rectangular plan one story house with ship lap siding, gable front with porch under main gable. (CONTRIBUTING)
- #532 434 E.Union St. ca. 1920-1925, SHOT GUN, rectangular plan one story house with ship lap siding, gable front with porch under main gable. (CONTRIBUTING)
- #533 430 E.Union St. ca. 1920-1925, SHOT GUN, rectangular plan one story house with ship lap siding, gable front with porch under main gable. (CONTRIBUTING)
- #534 436 E.Union St. ca. 1920-1925, SHOT GUN, rectangular plan one story house with ship lap siding, gable front with porch under main gable. (CONTRIBUTING)
- #536 416 E.Union St. ca. 1905-1910, TWO ROOM WITH DOUBLE ENTRANCE AND CENTRAL CHIMNEY, rectangular plan one story house with plain weatherboard siding, gable sides, shed roof over porch with Craftsman style tapered columns atop brick pedestals. (CONTRIBUTING)
- #537 410 E.Union St. (TABERNACLE BAPTIST CHURCH), ca.1912, ECLECTICISM, rectangular plan, frontal tower with steeple, gable front, solid masonry construction. Note the segmental arched windows and door casement with eyebrow hoods. (CONTRIBUTING)
- #538 S.Livingston Ave. ca.1895-1900, ONE-STORY HIPPED /PYRAMIDAL STYLE, rectangular plan one story house with plain weatherboard siding, pyramidal roof with roof over porch supported by square post. Note the 2 interior chimneys. (CONTRIBUTING)
- #539 Corner of E.Barbour St. & S. Livingston Ave. ca. 1915-1920, GRAIN SILOS, approximately 70 feet in height and 15 feet in diameter, storage capacity 50,000 bushels. Construction material : reinforced concrete. (CONTRIBUTING)

**United States Department of the Interior  
National Park Service**

**National Register of Historic Places  
Inventory—Nomination Form**



Continuation sheet

Item number 7

Page 137

- #541 441 E.Barbour St. (COWAN - RAMSER - WHITE HOUSE), ca. 1845-1850, GREEK REVIVAL WITH FEDERAL INFLUENCE, built by Dr. William L. Cowan and bought after the Civil War by Jacob Ramser. Rectangular plan 2 story house with large ship lap siding on the front facade with plain weatherboard siding throughout the remaining portions, hipped roof supported by fluted columns with Doric capitals. Note the Federal style fanlight with sidelights, also note the cantilevered second story balcony. (CONTRIBUTING)
- #542 216 S.Forsyth Ave. (B & B HAIR FASHIONS) ca. 1920-1925, CRAFTSMAN STYLE, rectangular plan one story house with ship lap siding, split gable with side gable over porch supported by tapered columns atop brick pedestals. (CONTRIBUTING)
- #543 218 1/2 S.Forsyth Ave. (THOMPSON BARBER SHOP), ca. 1920-1925, ONE STORY GABLE FRONT, rectangular plan one story building with ship lap siding, gable front. (CONTRIBUTING)
- #546 236 S.Forsyth Ave. ca. 1915-1920, SHOT GUN, rectangular plan one story house with ship lap siding, gable front with porch under main gable. (CONTRIBUTING)
- #547 240 S.Forsyth Ave. ca. 1915-1920, FOLK NATIONAL, rectangular plan one story house with ship lap siding, gable sides with shed roof over porch supported by square columns atop brick pedestals. Note the central chimney. (CONTRIBUTING)

**United States Department of the Interior  
National Park Service**

**National Register of Historic Places  
Inventory—Nomination Form**



Continuation sheet

Item number 7

Page 138

---

**BLOCK NO. 39 : CONTAINING NUMBERS AS LISTED BELOW  
(CONDITIONAL - CONTRIBUTING)**

---

- #535 420 E.Union St. ca. 1910-1915, FOLK NATIONAL, gable front with wing plan, one story house with aluminium siding, shed roof over porch supported by metal columns. (CONDITIONAL - CONTRIBUTING)
  
- #540 439 E.Barbour St. (ANDERSON PEANUT COMPANY), ca. 1920-1925, FOLK NATIONAL, T-shape plan one story with aluminium siding, cross-gable roof. (CONDITIONAL - CONTRIBUTING)(DEMOLISHED, 1986)
  
- #545 232 S.Forsyth Ave. ca. 1915-1920, SHOT GUN, rectangular plan one story house with texture lll siding, gable front. (CONDITIONAL - CONTRIBUTING)

**United States Department of the Interior  
National Park Service**

**National Register of Historic Places  
Inventory—Nomination Form**



Continuation sheet

Item number 7

Page 139

---

**BLOCK NO. 39 : CONTAINING NUMBERS AS LISTED BELOW**


---

**(NON - CONTRIBUTING)**

#544 230 S.Forsyth Ave. ca. 1960-1965, MODERN, rectangular plan  
one story concrete block building, gable atop hipped roof .  
(NON - CONTRIBUTING)

United States Department of the Interior  
National Park Service

National Register of Historic Places  
Inventory—Nomination Form



Continuation sheet

Item number 7


Page 140

**BLOCK NO. 40 : CONTAINING NUMBERS AS LISTED BELOW  
(CONTRIBUTING)**

- #549 533 E.Union St., ca.1915-1920, 2 ROOM WITH CENTRAL CHIMNEY, rectangular plan one story house with plain weatherboard siding, gable side. Note the addition to the left lending to the house a gable front with wing plan. (CONTRIBUTING)
- #550 534 E.Union St. (BEVLAH JOHNSON HOUSE),ca. 1925-1930, LATE CRAFTSMAN STYLE, rectangular plan one story house with ship lap siding, split gable roof with frontal gable supported by tapered columns atop brick pedestals. Note the 3 over 1 windows. (CONTRIBUTING)
- #551 238 S.Van Buren Ave. (ST. LUKE'S A.M.E. CHURCH) ca. 1840, GREEK REVIVAL, built by the Baptist congregation of Eufaula Mr. Reuben C. Shorter donatd the lumber, which was dressed by hand by his slaves. Rectangular plan one story with central bell tower, plain weatherboard siding, Doric columns with recessed portico, Note the triangular pediments above the windows, also note the rounded denticulation. The church was included in the Historic American Building Survey of the 1930's. (CONTRIBUTING)
- #552 234 S.Van Buren Ave. ca. 1875-1880, FOLK NATIONAL, double gable front with wing connector, one story house with plain weatherboard siding, flat roof over porch supported by Craftsman style tapered columns atop brick pedestals. Note the stucco finish in the front gables. (CONTRIBUTING)
- #553 228 S.Van Buren Ave. (NORTHCUTT GROCERY), ca. 1920-1925, SHOT GUN, rectangular plan one story store with plain weatherboard siding, gable front with shed roof over entrance. (CONTRIBUTING)
- #554 228 S.Van Buren Ave. (LEWIS NORTHCUTT HOUSE) ca. 1885-1890, FOLK NATIONAL. gable front with wing plan, one story house with plain weatherboard siding, shed roof over porch supported by Craftsamn style tapered columns atop brick pedestals. (CONTRIBUTING)
- #555 531 Christian Alley, ca. 1920-1925, FOLK NATIONAL, DUPLEX, rectangular plan one story duplex with ship lap siding, gable front with shed roof over porch. (CONTRIBUTING)

**United States Department of the Interior  
National Park Service**

**National Register of Historic Places  
Inventory—Nomination Form**



Continuation sheet


Item number 7

Page 141

- #557 215 S.Forsyth Ave. (MASONIC LODGE) ca. 1915-1920, MASONIC LODGE, rectangular plan two story building with plain weatherboard siding, hipped roof. Note the overhanging second floor. (CONTRIBUTING)
- #558 227 S.Forsyth Ave. (MARTHA LEE THOMAS HOUSE) ca. 1870-1875, ONE STORY HIPPED ROOF - VENACULAR WITH GREEK REVIVAL DETAILS, rectangular one story house with plain weatherboard siding, hipped roof with shed roof over porch. Note the transom with sidelights. (CONTRIBUTING)
- #559 229 S.Forsyth Ave. ca. 1870-1875, 2 ROOM WITH CENTRAL CHIMNEY, rectangular plan one story house with double entrance, plain weatherboard siding, gable sides, central chimney, shed roof over porch supported by Craftsman style tapered columns atop brick pedestals. (CONTRIBUTING)
- #560 235 S.Forsyth Ave. (MINNIE SMITH HOUSE) ca. 1870-1875, FOLK NATIONAL, rectangular plan one story house with plain weatherboard siding, gable side with flat roof over porch supported by Craftsman style tapered columns atop brick pedestals. (CONTRIBUTING)

**United States Department of the Interior  
National Park Service**

**National Register of Historic Places  
Inventory—Nomination Form**



Continuation sheet

Item number 7

Page 142

---


**BLOCK NO. 40 : CONTAINING NUMBERS AS LISTED BELOW  
(CONDITIONAL - CONTRIBUTING)**

---

#556 525 Christian Alley, (MINERVA HALLMAN HOUSE) ca.1885-1890,  
FOLK NATIONAL, gable front with wing plan one story house  
with Asphalt siding, shed roof over porch supported by  
square post. (CONDITIONAL - CONTRIBUTING)

United States Department of the Interior  
National Park Service

**National Register of Historic Places  
Inventory—Nomination Form**



Continuation sheet

Item number 7

Page 143

---


**BLOCK NO. 40 : CONTAINING NUMBERS AS LISTED BELOW**  
**(NON - CONTRIBUTING)**

---

#548 520 E. Union St. (EDREANA HILL HOUSE), ca. 1960-1965, MODERN RANCH STYLE, rectangular plan one story house with Aluminium siding, gable sides with gable over front porch. (NON-CONTRIBUTING)

United States Department of the Interior  
National Park Service

National Register of Historic Places  
Inventory—Nomination Form



Continuation sheet

Item number 7

Page 144

---


**BLOCK NO. 41 : CONTAINING NUMBERS AS LISTED BELOW  
(CONTRIBUTING)**

---

- #561 227 S. Van Buren Ave. ca. 1880-1885, FOLK VICTORIAN, gable front with wing plan one story house with plain weatherboard siding, shed roof over porch supported by metal post, Note the plain wood shingle design in front gable. (CONTRIBUTING)
  
- #562 229 S. Van Buren Ave. (JOHN E. WASHINGTON HOUSE), ca. 1880-1885, rectangular plan one story house with plain weatherboard siding, gable sides with shed roof over porch supported by metal post. (CONTRIBUTING)
  
- #563 239 E. Union St. (CATHERINE R. GRAY HOUSE), ca. 1880-1885, FOLK VICTORIAN, rectangular plan one story house with plain weatherboard siding, hipped roof with central front gable, shed roof over porch supported by chamfered post connected across the bottom by balustrade with turned balusters. Note the transom with sidelights. (CONTRIBUTING)
  
- #564 614 E. Union St. (LENA P. HOLLINS HOUSE) ca. 1925-1930, LATE CRAFTSMAN STYLE, rectangular plan one story house with ship lap siding, split gable front with screened-in porch. Note 3 over 1 windows. (CONTRIBUTING)

**United States Department of the Interior  
National Park Service**

**National Register of Historic Places  
Inventory—Nomination Form**



Continuation sheet

Item number 7

Page 145

---


**BLOCK NO. 41 : CONTAINING NUMBERS AS LISTED BELOW  
(CONDITIONAL - CONTRIBUTING)**

---

#565 612 E.Union St. (WILLIAM CASSEY HOUSE) ca. 1920-1925, CRAFTS-  
MAN STYLE, rectangular plan one story house with Aluminium  
siding, split gable front with frontal gable supported by  
tapered columns atop brick pedestals. Note the 3 over 1  
windows. (CONDITIONAL - CONTRIBUTING)

United States Department of the Interior  
National Park Service

**National Register of Historic Places  
Inventory—Nomination Form**



Continuation sheet

Item number 7

Page 146

---

**BLOCK NO. 41 : CONTAINING NUMBERS AS LISTED BELOW**


---

**(NON - CONTRIBUTING)**

#566 630 E.Union St. (EMMITT CADE HOUSE), ca. 1965-1970, MODERN RANCH STYLE, rectangular plan one story brick-veneer house with gable sides. (NON -CONTRIBUTING)

**United States Department of the Interior  
National Park Service**

**National Register of Historic Places  
Inventory—Nomination Form**



Continuation sheet

Item number 7


Page 147

**BLOCK NO. 42 : CONTAINING NUMBERS AS LISTED BELOW  
(CONTRIBUTING)**

- #567 318 S.Forsyth Ave (SERETHA HENDLEY HOUSE) ca. 1925-1930, FOLK NATIONAL /LATE CRAFTSMAN STYLE, rectangular plan one story house with plain weatherboard siding, gable front. Note the Aluminium awning over front entrance. (CONTRIBUTING)
- #569 330 S.Forsyth Ave. (WILLIE FRIFFIN HOUSE) ca. 1875-1880, 2 ROOM WITH CENTRAL CHIMNEY, rectangular plan one story house with plain weatherboard siding, gable side. Note the double entrance and the additin of the front gable over porch. (CONTRIBUTING)
- #570 334 S.Forsyth Ave. ca. 1925-1930, FOLK NATIONAL/LATE CRAFTSMAN STYLE, rectangular plan one story concrete block house with split front gables, tapered columns atop pedestals. (CONTRIBUTING)
- #571 338 S.Forsyth Ave. ca. 1875-1880, FOLK NATIONAL, rectangular plan with front gable wing addition, one story house with ship lap siding, gable sides supported by Craftsman style tapered columns atop brick pedestals. Note the interior end chimneys. (CONTRIBUTING)
- #572 434 E. Washington St. (WALTER MAHOME HOUSE), ca. 1875-1880, 2 ROOM WITH CENTRAL CHIMNEY, rectangular plan one story house with plain weatherboard siding, gable sides with shed roof over porch. Note the double front entrance. (CONTRIBUTING)
- #573 426 E.Washington St. (CLEVELAND RUSSAW HOUSE), ca. 1870-1875, 1 STORY HIPPED ROOF VENACULAR WITH GREEK REVIVAL DETAILS, rectangular plan one story house with plain weatherboard siding, hipped roof with shed roof over porch. Note the end-on chimneys and the transom with sidelights. (CONTRIBUTING)
- #574 424 E.Washington St., ca. 1865-1870, FOLK STYLE ONE ROOM CABIN, rectangular plan one story frame cabin with plain weatherboard siding, gabled sides with shed over stoop, Note the brick chimney in the west side. (CONTRIBUTING)

**United States Department of the Interior  
National Park Service**

**National Register of Historic Places  
Inventory—Nomination Form**



Continuation sheet


Item number 7

Page 148

- #575 343 S.Livingston Ave. (MILLER - ANTHORNE - WILLIAMS HOUSE), ca. 1865-1870, ONE STORY HIPPED ROOF VENACULAR WITH GREEK REVIVAL DETAILS, rectangular plan one story house with large ship lap siding in the front and plain weatherboard siding throughout the remaining portions, hipped roof with porch under main roof. Note the transom with side lights. (CONTRIBUTING)
- #576 331 S.Livingston Ave. ca. 1925-1930,, FOLK NATIONAL, rectangular plan one story house with ship lap siding, gable sides. Note the exposed roof rafters and unenclosed eaves. (CONTRIBUTING)
- #578 415 E.Union St. ca. 1880-1885, FOLK NATIONAL, rectangular plan one story house with plain weatherboard siding, gable sides with shed roof over porch supported by full length tapered columns. Note the exterior chimney on the right side. (CONTRIBUTING)
- #582 306 S.Forsyth Ave. (BUFFORD - JACKSON HOUSE) ONE STORY, HIPPED ROOF VENACULAR WITH GREEK REVIVAL DETAILS, built by Jefferson Buford in 1840, rectangular plan one story house with flush board siding on the front and plain weatherboard siding throughout the remaining portions, roof over porch supported by carved columns. Note the entablature on the main house and porch, also note the transom and side lights. (CONTRIBUTING)

United States Department of the Interior  
National Park Service

**National Register of Historic Places  
Inventory—Nomination Form**



Continuation sheet

Item number 7

Page 149

---


**BLOCK NO. 42 : CONTAINING NUMBERS AS LISTED BELOW  
(CONDITIONAL - CONTRIBUTING)**

---

- #577 302 S.Livingston Ave. ca. 1880-1885, FOLK NATIONAL, rectangular plan one story house with Asbestos shingle siding, gable sides with shed roof over porch supported by Craftsman style tapered columns atop brick pedestals. Note the exterior chimneys and the transom with sidelights. (CONDITIONAL - CONTRIBUTING)
- #579 421 E.Union St. ca.1900, FOLK NATIONAL, rectangular plan one story house with Asbestos shingle siding , gable sides with front gable over porch. Note the Craftsman style pedestals with turned post. (CONDITIONAL - CONTRIBUTING)
- #580 425 E.Union St. ca. 1925-1930, FOLK NATIONAL, rectangular plan one story house with Fibre board siding, gable front with shed roof over porch. (CONDITIONAL - CONTRIBUTING)
- #581 427 E.Union St. ca. 1885-1890, FOLK NATIONAL - HALL & PARLOR FAMILY, rectangular plan one story house with Asbestos shingle siding, gable sides with rear cross-gable. Note the Aluminium awning over front entrance. (CONDITIONAL - CONTRIBUTING)

**United States Department of the Interior  
National Park Service**

**National Register of Historic Places  
Inventory—Nomination Form**



Continuation sheet

Item number 7

Page 150

---

**BLOCK NO. 42 : CONTAINING NUMBERS AS LISTED BELOW**


---

**(NON - CONTRIBUTING)**

#568 417 S.Forsyth Ave. (JAMES ROBINSON HOUSE) ca. 1970-1975,  
MODERN RANCH STYLE, rectangular plan one story concrete  
block house with stucco finish, gable side. (NON-CONTRIBUT-  
ING)

**United States Department of the Interior  
National Park Service**

**National Register of Historic Places  
Inventory—Nomination Form**



Continuation sheet

Item number 7


Page 151

**BLOCK NO. 43 : CONTAINING NUMBERS AS LISTED BELOW  
(CONTRIBUTING)**

- #583 307 S.Forsyth Ave. (FIRST AFRICAN BAPTIST CHURCH), ca. 1916, ITALINATE STYLE, twin towers with central gable, left tower being higher than the right tower, solid masonry construction. Note the use of arched windows and door with eyebrow hoods over windows and similar hoods with keystones over doors. (CONTRIBUTING)
- #585 517 E.Union St. ca. 1925-1930, LATE CRAFTSMAN STYLE, rectangular plan one story house with ship lap siding, gable sides with front gable over porch. Note the Aluminium awning around front porch. (CONTRIBUTING)
- #587 533 E.Union St. (JOSEPH THOMPSON HOUSE) ca. 1910-1915, 2 ROOM WITH DOUBLE ENTRANCE, rectangular plan one story house with plain weatherboard siding, gable sides with flat roof over screened-in porch supported by Craftsman style tapered columns atop brick pedestals. (CONTRIBUTING)
- #589 539 E.Union St. (VIRGINIA BOWEN HOUSE) ca. 1895-1900, FOLK NATIONAL, gable front with wing plan one story house with plain weatherboard siding, roof over porch supported by Craftsman style columns atop brick pedestals. (CONTRIBUTING)
- #590 316 S.Van Buren Ave. (JAMES SMITH HOUSE) ca. 1885-1890, FOLK NATIONAL, GABLE FRONT FAMILY, rectangular plan one story house with plain weatherboard siding, gable front (note cornice returns), roof over porch supported by chamfered post. (CONTRIBUTING)
- #591 318 S.Van Buren Ave. ca. 1885-1890, FOLK NATIONAL, gable front with wing plan one story house with plain weatherboard siding, shed roof over porch supported by Craftsman style tapered columns atop brick pedestals. (CONTRIBUTING)
- #592 326 S.Van Buren Ave. (ADAM JOHNSON HOUSE), ca. 1885-1890, FOLK NATIONAL, gable front with wing plan one story house with plain weatherboard siding, gable side addition to the rear, shed roof over porch extends around left side, supported by chamfered post. (CONTRIBUTING)

**United States Department of the Interior  
National Park Service**

**National Register of Historic Places  
Inventory—Nomination Form**



Continuation sheet


Item number 7

Page 152

- 
- #596 327 S.Forsyth Ave. (ROSIE BISHOP HOUSE), ca. 1880-1885, FOLK NATIONAL, rectangular plan one story house with plain weatherboard siding, gable sides with rear gable, roof over porch supported by chamfered post. (CONTRIBUTING)
- #597 309 S.Forsyth Ave. ca. 1920-1925, CRAFTSMAN STYLE, rectangular plan one story brick-veneer house, (note the truss work in the eave and also the presents of false beams), porch is under main gable and is supported by large square columns atop brick pedestals. (CONTRIBUTING)

United States Department of the Interior  
National Park Service

**National Register of Historic Places  
Inventory—Nomination Form**



Continuation sheet

Item number 7

Page 153

---


**BLOCK NO. 43 : CONTAINING NUMBERS AS LISTED BELOW**  
**(CONDITIONAL - CONTRIBUTING)**

---

- #584 515 E.Union St. (ETHEL HAMILTON HOUSE), ca. 1915-1920, CRAFTSMAN STYLE, rectangular plan one story house with Aluminium siding, split gable front with tapered columns atop brick pedestals and screened-in porch. Note the Aluminium awning around porch and over windows. (CONDITIONAL - CONTRIBUTING)
- #588 537 E.Union St. ca. 1910-1915, 2 ROOM WITH DOUBLE ENTRANCE, rectangular plan one story house with vinyl siding, gabled sides with flat roof over screened-in porch, supported by Craftsman style tapered columns atop brick pedestals. (CONDITIONAL - CONTRIBUTING)
- #593 536 E.Washington St. (ANNA BOYKIN HOUSE) ca. 1885-1890, FOLK NATIONAL, 2 ROOM WITH CENTRAL CHIMNEY, rectangular plan one story house with Asphalt siding, gable sides with shed roof over screened-in porch supported by Craftsman style tapered columns atop brick pedestals. (CONDITIONAL - CONTRIBUTING)
- #595 339 S.Forsyth Ave. ca. 1920-1925, LATE CRAFTSMAN STYLE, rectangular plan one story house with Asphalt siding, gable sides with frontal gable over stoop. Note the exposed roof rafters and the unenclosed eave. (CONDITIONAL - CONTRIBUTING)

**United States Department of the Interior  
National Park Service**

**National Register of Historic Places  
Inventory—Nomination Form**



Continuation sheet

Item number 7

Page 154

---

**BLOCK NO. 43 : CONTAINING NUMBERS AS LISTED BELOW**


---

**(NON - CONTRIBUTING)**

- #586 527 E.Union St. (ETHEL HAMILTON HOUSE), ca. 1970-1975, MODERN RANCH STYLE, rectangular plan one story house with Texture 111 siding, gable sides with elevated center. (NON-CONTRIBUTING)
  
- #594 528 E.Washington St. ca. 1970-1975, MODERN RANCH STYLE, rectangular plan one story brick-veneer house with low pitch hipped roof. (NON-CONTRIBUTING)

United States Department of the Interior  
National Park Service

National Register of Historic Places  
Inventory—Nomination Form



Continuation sheet

Item number 7


Page 155

**BLOCK NO. 44 : CONTAINING NUMBERS AS LISTED BELOW  
(CONTRIBUTING)**

- #598 609 Maiden Lane, ca. 1905-1910, SHOTGUN , rectangular plan one story house with board and batten siding, gable front with porch under main gable. Note the central chimney. (CONTRIBUTING)
- #599 615 Maiden Lane, ca. 1905-1910, SHOTGUN, rectangular plan one story house with board and batten siding, gable front with porch under main gable. Note the addition to the left side of house. (CONTRIBUTING)
- #600 625 Maiden Lane, ca. 1905-1910, SHOTGUN, rectangular plan one story house with board and batten siding, gable front with porch under main gable. Note central chimney. (CONTRIBUTING)
- #601 323 S.Van Buren Ave. (CARRIE L. BONAPARTE HOUSE) ca. 1905-1910, SHOTGUN, rectangular plan one story house with board and batten siding, gable front with porch under main gable. Note Craftsman style columns atop brick pedestals and central chimney. (CONTRIBUTING)
- #602 329 S.Van Buren Ave. ca. 1905-1910, SHOTGUN, rectangular plan one story house with board and batten siding, gable front with porch under main gable. Note the central chimney. (CONTRIBUTING)
- #603 333 S.Van Buren Ave. ca. 1905-1910, SHOTGUN, rectangular plan one story house with board and batten siding, gable front with porch under main gable. Note the addition to the right side of the house. (CONTRIBUTING)
- #604 337 S.Van Buren Ave. (JULIA PARKER HOUSE) ca. 1905-1910, SHOTGUN, rectangular plan one story house with ship lap siding, gable front with porch under main gable. Note the Craftsman style columns atop brick pedestals. (CONTRIBUTING)
- #606 626 E.Washington St. (SARA L. HARRIS HOUSE) ca. 1905-1910, SHOTGUN, rectangular plan one story house with board and batten siding, gable front with porch under main gable. Note the addition to the right side and the central chimney. (CONTRIBUTING)

**United States Department of the Interior  
National Park Service**

**National Register of Historic Places  
Inventory—Nomination Form**



Continuation sheet

Item number 7

Page 156

---

**BLOCK NO. 44 : CONTAINING NUMBERS AS LISTED BELOW  
(CONDITIONAL - CONTRIBUTING)**

---

- #605 624 E. Washington St. (MINNIE McNAIR HOUSE) ca. 1905-1910, SHOTGUN, rectangular plan one story house with asphalt siding, gable front with porch under main gable. Note the addition to the left and the central chimney. (CONDITIONAL-CONTRIBUTING)

**United States Department of the Interior  
National Park Service**

**National Register of Historic Places  
Inventory—Nomination Form**



Continuation sheet

Item number 7

Page 157

---

**BLOCK NO. 44 : CONTAINING NUMBERS AS LISTED BELOW**


---

**(NON - CONTRIBUTING)**

- #607 636 E.Washington St. ca. 1945-1950, FOLK NATIONAL, rectangular plan one story jumbo brick house with hipped roof.  
(NON-CONTRIBUTING)
  
- #608 640 E.Washington St. ca. 1945-1950, FOLK NATIONAL, rectangular plan one story jumbo brick house with hipped roof.  
(NON-CONTRIBUTING)

United States Department of the Interior  
National Park Service

National Register of Historic Places  
Inventory—Nomination Form



Continuation sheet

Item number 7


Page 158

**BLOCK NO. 45 : CONTAINING NUMBERS AS LISTED BELOW  
(CONTRIBUTING)**

- #609 407 E.Washington St. (THE OYSTER-SHELL HOUSE) ca. 1870, VENACULAR, rectangular plan one story house with solid masonry walls with stucco finish, hipped roof with shed roof over porch supported by Craftsman style tapered columns atop brick pedestals. Note the central chimney. Built by Mr. William N. Fields. (CONTRIBUTING)
- #613 429 E.Washington St. (CHARLIE M. WELBORN HOUSE) ca. 1890-1895, 2 ROOM WITH CENTRAL CHIMNEY, rectangular plan one story house with plain weatherboard siding, gable sides with rear shed addition, flat roof over porch supported by Craftsman style tapered columns atop brick pedestals.(CONTRIBUTING)
- #616 416 S.Forsyth Ave. ca. 1875-1880, 2 ROOM WITH CENTRAL CHIMNEY, rectangular plan one story house with gable sides, front facade having a Wainscot type siding on lower portion with central molding then stucco finish on upper portion, plain weatherboard siding throughout remaining portion. Note the rear additon. (CONTRIBUTING)
- #617 418 S.Forsyth Ave., ca. 1875-1880, 2 ROOM WITH CENTRAL CHIMNEY, rectangular plan one story house with gable sides, front facade having Wainscot type siding on lower portion with central molding then flush horizontal siding on the upper portion , plain weatherboard siding throughout the remaining portions. Shed roof over porch supported by post atop brick columns. (CONTRIBUTING)
- #618 420 S.Forsyth Ave. ca. 1875-1880, 2 ROOM WITH CENTRAL CHIMNEY rectangular plan one story house with gable side, front facade having a Wainscot type siding on lower portion with central molding then flush horizontal siding on the upper portion, plain weahterboard siding throughout remaining portions. Shed roof over porch supported by large square post. (CONTRIBUTING)
- #619 424 S.Forsyth Ave. ca. 1875-1880, 2 ROOM WITH CENTRAL CHIMNEY rectangular plan one story house with gable sides, front facade having Wainscot type siding on lower portion with central molding then flush horizontal siding on the upper portion, plain weatherboard siding throughout the remaining portions. Shed roof over porch supported by large square bracketed post. (CONTRIBUTING)

**United States Department of the Interior  
National Park Service**

**National Register of Historic Places  
Inventory—Nomination Form**



Continuation sheet

Item number 7


Page 159

---

#620 426 S.Forsyth Ave. ca. 1910-1920, SHOTGUN, rectangular plan one story house with ship lap siding, gable front with porch under main gable. Note the central chimney.(CONTRIBUTING)

United States Department of the Interior  
National Park Service

National Register of Historic Places  
Inventory—Nomination Form



Continuation sheet

Item number 7

Page 160

---


**BLOCK NO. 45 : CONTAINING NUMBERS AS LISTED BELOW**  
**(CONDITIONAL - CONTRIBUTING)**

---

- #610 411 E.Washington St. (HARRY WILLIAMS HOUSE) ca. 1890-1895, ONE STORY HIPPED VENACULAR, rectangular plan one story house with Asbestos shingle siding, shed roof over stoop. Note the central chimney. (CONDITIONAL - CONTRIBUTING)
  
- #611 417 E.Washington St. (HARRY WILLIAMS HOUSE) ca. 1890-1895, 2 ROOM WITH CENTRAL CHIMNEY, rectangular plan one story house with vinyl siding, gable sides with gable rear addition, roof over porch supported by Craftsman style columns atop brick pedestals. (CONDITIONAL - CONTRIBUTING)
  
- #612 421 E.Washington St.(MARY J. THOMPSON HOUSE) ca. 1920-1925, CRAFTSMAN STYLE, rectangular plan one story house with Asbestos shingle siding, split front gables, frontal gable supported by tapered columns atop brick pedestals. Note the screened-in porch and the Aluminium awning. (CONDITIONAL - CONTRIBUTING)
  
- #614 435 E. Washington St. ca. 1890-1895, 2 ROOM WITH CENTRAL CHIMNEY , rectangular plan one story house with vinyl siding, gable sides with rear shed addition, shed roof over porch supported by Craftsman style tapered columns atop brick pedestals. (CONDITIONAL - CONTRIBUTING)

United States Department of the Interior  
National Park Service

**National Register of Historic Places  
Inventory—Nomination Form**



Continuation sheet

Item number 7

Page 161

---


**BLOCK NO. 45 : CONTAINING NUMBERS AS LISTED BELOW**  
**(NON - CONTRIBUTING)**

---

#615 404 S.Forsyth Ave. ca. 1945-1950, MODERN RANCH STYLE, L-shape plan one story house with Asbestos shingle siding, low pitch hipped roof. Note the Aluminium awnings over windows.  
(NON - CONTRIBUTING)

United States Department of the Interior  
National Park Service

National Register of Historic Places  
Inventory—Nomination Form



Continuation sheet

Item number 7

Page 162

---


**BLOCK NO. 46 : CONTAINING NUMBERS AS LISTED BELOW  
(CONTRIBUTING)**

---

- #624 535 E.Washington St. ca. 1875-1880, FOLK NATIONAL - GABLE FRONT FAMILY. rectangular plan one story house with plain weatherboard siding, gable front with shed roof over porch. Note central chimney. (CONTRIBUTING)
- #625 404 S.Van Buren Ave. (CARL HUNTER HOUSE), 2 ROOM WITH CENTRAL CHIMNEY, rectangular plan one story house with ship lap sides catslide or broken pitch gable sides, flat roof over porch supported by chamfered post atop brick pedestls. (CONTRIBUTING)
- #628 426 S.Van Buren Ave. ca. 1870-1875, 2 ROOM WITH CENTRAL CHIMNEY, rectangular plan one story house with gable sides and shed addition. Front facade having a Wainscot type siding on lower portion with central moldng then flush horizontal siding on the upper portion, plain weatherboard siding throughout remaining portions, shed roof over porch supported by square post. Note the double front entrance. (CONTRIBUTING)
- #629-2 430 S.Van Buren Ave. (OLD POWER HOUSE/ CAFETERIA) ca. 1930-1935, SOLID MASONRY/WOOD CONSTRUCTION, rectangular plan one story building with gable front, solid masonry construction. Note the smoke stack on the left side of the building. (CONTRIBUTING)
- #629-3 430 S.Van Buren Ave. (OLD SCHOOL BUILDING) ca. 1930 SOLID MASONRY/WOOD CONSTRUCTION, rectangular plan one story building, hipped roof with frontal gable over entrance. Note the arched entrance way. Constructed by the WPA. (CONTRIBUTING)

United States Department of the Interior  
National Park Service

**National Register of Historic Places  
Inventory—Nomination Form**



Continuation sheet

Item number 7

Page 163

---


**BLOCK NO.46 : CONTAINING NUMBERS AS LISTED BELOW  
(CONDITIONAL - CONTRIBUTING)**

---

- #621 417 S.Forsyth Ave. ca. 1905-1910, 2 ROOM WITH CENTRAL CHIMNEY , rectangular plan one story house with Aluminium siding, gable sides with shed roof over porch. Note the double entrance and the rear addition. (CONDITIONAL - CONTRIBUTING)
- #622 505 E.Washington St. (ANNIE RIVERS HOUSE) ca. 1870-1875, 2 ROOM WITH END EXTERIOR CHIMNEYS, rectangular plan with gable front addition, one story house with vinyl siding, shed roof over porch supported by square post. Note the rear cross-gable kitchen with exterior chimney. (CONDITIONAL - CONTRIBUTING)
- #623 519 E.Washington St. ca. 1875-1880, 2 ROOM WITH CENTRAL CHIMNEY , rectangular plan with gable front addition, one story house with texture board siding, shed roof over porch. (CONDITIONAL - CONTRIBUTING)

**United States Department of the Interior  
National Park Service**

**National Register of Historic Places  
Inventory—Nomination Form**



Continuation sheet

Item number 7

Page 164

---


**BLOCK NO. 46 : CONTAINING NUMBERS AS LISTED BELOW  
(NON - CONTRIBUTING)**

---

- #626 410 S.Van Buren Ave. ca. 1960-1965, MODERN STYLE, rectangular plan one story brick-veneer house with gable sides and frontal gable over entrance. Note the Aluminium awning over windows. (NON-CONTRIBUTING)
  
- #627 414 S.Van Buren Ave. (ELIZABETH G. WELLS HOUSE) ca. 1960-1965, MODERN STYLE, rectangular plan one story brick-veneer house with low pitched hipped roof. (NON-CONTRIBUTING)
  
- #629-1 430 S.Van Buren Ave. (SCHOOL BUILDING), ca. 1960-1965, MODERN STYLE, rectangular plan one story solid masonry construction, built-up flat roof supported by bar-joist. (NON-CONTRIBUTING)

**United States Department of the Interior  
National Park Service**

**National Register of Historic Places  
Inventory—Nomination Form**



Continuation sheet

Item number 7


Page 165

**BLOCK NO. 47 : CONTAINING NUMBERS AS LISTED BELOW  
(CONTRIBUTING)**

- #630 441 S. Van Buren Ave. (ANNIE L. ROBINSON HOUSE) ca. 1925-1930, CRAFTSMAN STYLE, rectangular plan one story house with stucco finish, split front gables with tapered columns atop brick pedestals. (CONTRIBUTING)
  
- #633 427 S. Van Buren Ave. ca. 1875-1880, 2 ROOM WITH CENTRAL CHIMNEY, rectangular plan one story house with plain weatherboard siding, hipped roof with roof over porch supported by large square post. Note the double front entrance and the rear addition. (CONTRIBUTING)
  
- #634 419 S. Van Buren Ave. (OZELLA WILSON HOUSE) ca. 1880-1885, 2 ROOM WITH CENTRAL CHIMNEY, rectangular plan one story house with ship lap siding, gable sides with shingle pattern under eaves, flat roof over porch supported by Craftsman style tapered columns atop brick pedestals. (CONTRIBUTING)
  
- #638 406 Riverside Dr. (ROBERT L. CLARK HOUSE) ca. 1925-1930, CRAFTSMAN STYLE, rectangular plan one story house with ship lap siding, split front gables, gable over porch supported by tapered columns atop brick pedestals. Note the exposed roof rafters. (CONTRIBUTING)
  
- #639 418 Riverside Dr. ca. 1930-1935, LATE CRAFTSMAN STYLE, rectangular plan one story house with ship lap siding, low pitch hipped roof. Note the exposed roof rafters. (CONTRIBUTING)
  
- #640 422 Riverside Dr. (B.C. COLEMAN HOUSE), ca. 1900-1905, FOLK NATIONAL, SIDE GABLE FAMILY, rectangular plan one story house with plain weatherboard siding, gable sides with shed roof over porch supported by chamfered post. Note the bay window addition on the right (side) facade. (CONTRIBUTING)
  
- #641 428 Riverside Dr. ca. 1930-1935, LATE CRAFTSMAN STYLE, rectangular plan one story house with ship lap siding, gable front with intermediate hip and frontal gable over porch, supported by tapered columns atop brick pedestals. (CONTRIBUTING)
  
- #642 432 Riverside Dr. ca. 1930-1935, LATE CRAFTSMAN STYLE, rectangular plan one story house with ship lap siding, split front gables, gable over porch supported by tapered columns atop brick pedestals. (CONTRIBUTING)

**United States Department of the Interior  
National Park Service**

**National Register of Historic Places  
Inventory—Nomination Form**



Continuation sheet


Item number 7

Page 166

- 
- #643 436 Riverside Dr. (R.VAN PELHAM HOUSE) ca. 1930-1935, LATE CRAFTSMAN STYLE, rectangular plan one story house with ship lap siding, Jerkinhead roof with porch under main roof, supported by tapered columns atop brick pedestals. (CONTRIBUTING)
- #644 440 Riverside Dr. ca.1930-1935, LATE CRAFTSMAN STYLE, rectangular plan one story house with ship lap siding, split front gable with gable over porch supported by tapered columns atop brick pedestals. (CONTRIBUTING)
- #646 632 Hunter St. ca. 1930-1935, LATE CRAFTSMAN STYLE, rectangular plan one story house with ship lap siding, gable sides with shed roof over porch. Note the two chimney and the exposed roof rafters. (CONTRIBUTING)
- #647 626 Hunter St. (EDDIE BLACKSHIRE HOUSE) ca. 1930-1935, LATE CRAFTSMAN STYLE, rectangular plan one story house with ship lap siding, gable sides. Note the two chimneys and the exposed roof rafters. (CONTRIBUTING)

United States Department of the Interior  
National Park Service

National Register of Historic Places  
Inventory—Nomination Form



Continuation sheet

Item number . 7

Page 167

---


**BLOCK NO. 47 : CONTAINING NUMBERS AS LISTED BELOW**  
**(CONDITIONAL - CONTRIBUTING)**

---

- #631 439 S. Van Buren Ave. (CHARLES SHADE HOUSE) ca. 1920-1925, FOLK NATIONAL GABLE FRONT FAMILY, rectangular plan one story house with plain weatherboard siding, gable front with shed roof over screened-in porch. Note the addition to the left, shed roof with Aluminium siding. (CONDITIONAL - CONTRIBUTING)
- #632 435 S. Van Buren Ave. (ELIZABETH WARD HOUSE) ca. 1920-1925, CRAFTSMAN STYLE, rectangular plan one story house with Asbestos shingle siding, gable front with screened-in porch under main gable supported by tapered columns atop brick pedestals. (CONDITIONAL - CONTRIBUTING)
- #645 446 Riverside Dr. ca. 1930-1935, LATE CRAFTSMAN STYLE, rectangular plan one story house with Asbestos shingle siding, split front gables with gable over porch supported by square columns. (CONDITIONAL - CONTRIBUTING)

**United States Department of the Interior  
National Park Service**

**National Register of Historic Places  
Inventory—Nomination Form**



Continuation sheet

Item number 7

Page 168

---


**BLOCK NO. 47 : CONTAINING NUMBERS AS LISTED BELOW  
(NON - CONTRIBUTING)**

---

- #635 415 S. Van Buren Ave. (LUDIE BRUTLEY HOUSE), ca. 1960-1965, MODERN STYLE, rectangular plan one story house with ship lap siding, gable sides with gable over front stoop. (NON - CONTRIBUTING)
  
- #636 617 E. Washington St., ca. 1970-1975, MODERN RANCH STYLE, gable front with wing plan one story brick-veneer house. (NON - CONTRIBUTING)
  
- #637 621 E. Washington St. (GEORGIA A. HARRIS HOUSE) ca. 1970-1975, MODERN RANCH STYLE, rectangular plan one story house with texture lll siding, gable sides with front extended gable over stoop. (NON - CONTRIBUTING)
  
- #648 624 Hunter St. (ARNETTA DAWKINS HOUSE), ca. 1945-1950, MODERN STYLE, rectangular plan one story house with texture lll siding, split front gable. Note the screened-in front porch. (NON - CONTRIBUTING)
  
- #649 622 Hunter St. (JOHN SCOTT HOUSE) ca. 1945-1950, MODERN STYLE, rectantular plan one story house with texture lll siding, split front gables. (NON - CONTRIBUTING)

United States Department of the Interior  
National Park Service

National Register of Historic Places  
Inventory—Nomination Form



Continuation sheet

Item number 7


Page 169

**BLOCK NO. 48 : CONTAINING NUMBERS AS LISTED BELOW  
(CONTRIBUTING)**

- #650 500 S. Van Buren Ave. ca. 1885-1890, 2 ROOM WITH CENTRAL CHIMNEY, rectangular plan one story house with plain weatherboard siding, gable sides with shed (rear) addition, shed roof over porch supported by double post atop brick pedestals. Note the double front entrance. (CONTRIBUTING)
- #651 619 Hunter St. ca. 1905-1910, ONE ROOM WITH FRONT GABLE, rectangular plan one story house with plain weatherboard siding, gable front with shed roof over screened-in porch. Note the addition to the rear and the rear chimney location of the original building. (CONTRIBUTING)
- #653 504 Riverside Dr. (W.R. BEVERLY HOUSE) ca. 1880-1885, FOLK VICTORIAN, rectangular plan one story house with matching end chimneys, shed roof over porch supported by bracketed chamfered post connected across the bottom by balustrade with turned balusters. (CONTRIBUTING)
- #656 431 Riverside Dr. ca. 1880-1885, FOLK VICTORIAN STYLE, gable front with wing plan one story house with plain weatherboard siding, roof over porch supported by turned post. Note the shingle pattern in the gables. (CONTRIBUTING)
- #657 423 Riverside Dr. ca. 1915-1920, CRAFTSMAN STYLE, rectangular plan one story house with ship lap siding, frontal gable atop hipped roof with porch under main hip. Note the tapered columns atop brick pedestals. (CONTRIBUTING)
- #658 419 Riverside Dr. ca. 1915-1920, CRAFTSMAN STYLE, rectangular plan one story house with ship lap siding, frontal gable atop hipped roof with porch under main hip. Note the tapered columns atop brick pedestals. (CONTRIBUTING)
- #659 510 Riverside Dr. (MOULTHROP HOUSE) ca. 1899, QUEEN ANNE STYLE, built by Robert H. Moulthrop, designer/contractor was John Adams from "the East". House is built out of bricks made by Moulthrop and Sons Brick Company. Around the estate Mr. moulthrop planted the first grove of grafted pecan trees in this area. House is irregular in plan, two story solid masonry walls, multi-hip and gable roof with central turret, a veranda extends across the entire front facade. Note the smaller classical style columns atop brick pedestals, also the segmental arch windows. (CONTRIBUTING)

**United States Department of the Interior  
National Park Service**

**National Register of Historic Places  
Inventory—Nomination Form**



Continuation sheet


Item number 7

Page 170

- #660 Riverside Drive, (SHORTER CEMETERY) dates back to May 1839 when Emily Francis Kolb was buried there. She was the wife of David Cameron Kolb and the daughter of Reuben C. and Mary B. Shorter. Since that date many members of the Shorter family have been buried here, including John Gill Shorter, Civil War Governor of Alabama. The cemetery is in good condition partially enclosed by brick wall and wrought iron fence. (CONTRIBUTING)

**United States Department of the Interior  
National Park Service**

**National Register of Historic Places  
Inventory—Nomination Form**



Continuation sheet

Item number 7

Page 171

---


**BLOCK NO. 48 : CONTAINING NUMBERS AS LISTED BELOW  
(CONDITIONAL - CONTRIBUTING)**

---

- #655 442 Riverside Dr. ( JAMES L. MARSHALL HOUSE), ca. 1880-1885, FOLK VICTORIAN STYLE, rectangular plan one story building with aluminium siding , gable sides with rear cross-gable wing, shed roof over porch supported by bracketed turned post with jigsaw cut woodwork at the top and balustrade with turned balusters across the bottom. (CONDITIONAL - CONTRIBUTING)

**United States Department of the Interior  
National Park Service**

**National Register of Historic Places  
Inventory—Nomination Form**



Continuation sheet

Item number 7

Page 172

---

**BLOCK NO. 48 : CONTAINING NUMBERS AS LISTED BELOW**


---

**(NON - CONTRIBUTING)**

- #652 637 Hunter St. ca. 1965-1970, MODERN STYLE, rectangular plan one story house with fibre board siding, gable front with shed roof over stoop. (NON-CONTRIBUTING)
  
- #654 442 1/2 Riverside Dr. ca. 1945-1950, FOLK NATIONAL-GABLE FRONT FAMILY, rectangular plan one story house with asphalt siding, broken pitch front gable with protruding front gable over stoop. (NON - CONTRIBUTING)

United States Department of the Interior  
National Park Service

**National Register of Historic Places  
Inventory—Nomination Form**



Continuation sheet

Item number 7

Page 173

---

**BLOCK NO. "A" : CONTAINING NUMBERS AS LISTED BELOW  
(CONTRIBUTING)**

---

#661-1 & #661-2


#240 S.Randolph Ave. (EUFAULA COTTON OIL COMPANY) built in 1895, the Eufaula Cotton Oil Company was operated by Foy Brothers. Sometime after this the mill was sold to the Kentucky Refining Company, Louisville, Kentucky, and operated by them until 1914. The buildings as shown comprise the complex and vary from one to two story construction most being rectangular in plan having for the most part gable roof covered with tin. All of the structures are of the MILL CONSTRUCTION TYPE with tin siding. ( CONTRIBUTING)

#662

319 S.Randolph Ave. (OLD CHEWALLA MILL), ca. 1890, MILL CONSTRUCTION, organized in 1890 the Mill was partially destroyed by a boiler explosion in 1894. In 1898. B.B.McKenzie bought the Mill adding a new loom room and 1500 new spindles. The Mill's capacity at the time was 20,000 yards of cloth per week and with the new equipment production was increased by 50%. The Mill was later sold to the Comer Brothers. Two story solid masonry structure with very low pitched gable roof. (CONTRIBUTING)(DEMOLISHED, 1986)

United States Department of the Interior  
National Park Service

National Register of Historic Places  
Inventory—Nomination Form



Continuation sheet

Item number 7


Page 174

**BLOCK NO. "B": CONTAINING NUMBERS AS LISTED BELOW  
(CONTRIBUTING)**

- #664 142 S.Randolph Ave.(VICKSBURG & BRUNSWICK DEPOT) ca. 1872,  
#364 VICTORIAN, rectangular plan one story structure with solid masonry walls, ridge roof with over hanging eaves of 5 to 6 feet, the eaves are symetrically bracketed with large knee braces. Note the large arched windows. (CONTRIBUTING)
- #666 318 S. Randolph Ave. (D.B. ADKINSON HOUSE) ca. 1920-1925, FOLK NATIONAL-HIP FAMILY, rectangular plan one story house with plain weatherboard siding, hipped roof over central dormer, shed roof over porch supported by square post connected by balustrade. Note the carport addition to the left of the house. (CONTRIBUTING)
- #667 320 S.Randolph Ave. ca. 1890-1895, FOLK NATIONAL- SIDE GABLE FAMILY, rectangular plan one story house with plain weatherboard siding, gable sides with rear cross-gable, shed roof over porch supported by square columns connected across the bottom by balustrade. (CONTRIBUTING)
- #668 334 S.Randolph Ave. ca. 1865-1870, FOLK NATIONAL - GABLE SIDES WITH END CHIMNEY, rectangular plan one story house with plain weatherboard siding, gables sides with shed roof over porch supported by square post and connected across the bottom by balustrade with turned balusters. Note the transom with sidelights. Significant landscape feature: 8-10 ft. cal. Magnolia. (CONTRIBUTING)
- #671 126 E.Washington St. ca. 1930-1935, LATE CRAFTSMAN STYLE - DUPLEX, rectangular plan one story duplex with plain weatherboard siding, gable front with shed roof over porch. Note the central chimney and the double front entrance. Also note the exposd roof rafters and unenclosed eaves. (CONTRIBUTING)
- #675 345 S.Eufaula Ve. (MISTER G'S UNISEX BARBER), ca. 1930-1935, FOLK NATIONAL, (OLD DRY GOOD STORE), rectangular plan one story building with gable front, press tin (brick pattern) siding, shed roof over entrance. (CONTRIBUTING)
- #679 319 S.Eufaula Ave. (FOY ICE AND FERTILIZER CO.) ca. 1900-1905, MILL TYPE CONSTRUCION, rectangular plan one story structure with central skylight / ventilator running the length of the building, gable front, corregated tin siding wood frame construction. (CONTRIBUTING)(DEMOLISHED, 1986)

**United States Department of the Interior  
National Park Service**

**National Register of Historic Places  
Inventory—Nomination Form**



Continuation sheet

Item number 7

Page 175

---


**BLOCK NO."A" : CONTAINING NUMBERS AS LISTED BELOW  
(CONDITIONAL - CONTRIBUTING)**

---

- #663 343 S.Randolph Ave. (SKILLMAN - DAY HOUSE), CA. 1877, QUEEN ANNE STYLE, built by Mr. C.C.Skillman. irregular plan one story house with vinyl siding, gable sides with front cross-gable, shed roof over both front porches which are supported by metal post with metal balustrade. Note the baywindow on the front elevation as well as the one on the north (side) elevation. (CONDITIONAL - CONTRIBUTING)

United States Department of the Interior  
National Park Service

**National Register of Historic Places  
Inventory—Nomination Form**



Continuation sheet

Item number 7

Page 176

---

**BLOCK NO. "B" : CONTAINING NUMBERS AS LISTED BELOW**  
**(CONDITIONAL - CONTRIBUTING)**

---

- #666 318 S.Randolph Ave. (D.B. ADKINSON HOUSE), ca. 1920-1925, FOLK NATIONAL - HIP FAMILY, rectangular plan one story house with plain weatherboard siding, hipped roof with central dormer, shed roof over porch supported by square post connected by balustrade. Note the carport addition to the left of the house. (CONDITIONAL - CONTRIBUTING)
- #669 336 S.Randolph Ave. ca. 1930-1935, LATE CRAFTSMAN STYLE, rectangular plan one story house with asbestos shingle siding, gable front with flat roof over porch supported by wrought iron columns atop brick pedestals. Note the exposed roof rafters. (CONDITIONAL - CONTRIBUTING)
- #672 124 E.Washington St. ca. 1930-1935, LATE CRAFTSMAN STYLE - DUPLEX, rectangular plan one story duplex with asbestos shingle siding, gable front with shed roof over porch supported by square post. Note the central chimney and the double front entrance. Also note the exposed roof rafters and unenclosed eaves. (CONDITIONAL - CONTRIBUTING)
- #673 122 E.Washington St. ca. 1900-1905, 2 ROOM WITH CENTRAL CHIMNEY, rectangular plan with shed rear addition, one story house with asbestos shingle siding, gable sides with flat roof over porch supported by Craftsman style tapered columns atop brick pedestals. Note the double front entrance. (CONDITIONAL - CONTRIBUTING)
- #676 333 S.Eufaula Ave. ca. 1925-1930, CRAFTSMAN STYLE, rectangular plan one story house with aluminium siding, Jerkin-head roof (front) over main house with front gable over porch supported by tapered columns atop brick pedestals. Note the cross-gable roof over carport. (CONDITIONAL - CONTRIBUTING)

United States Department of the Interior  
National Park Service

**National Register of Historic Places  
Inventory—Nomination Form**



Continuation sheet

Item number 7

Page 177

---

**BLOCK NO. "B" CONTAINING NUMBERS AS LISTED BELOW**


---

**(NON - CONTRIBUTING)**

- #665 312 S.Randolph Ave. (BEASLEY MOTOR CO.) MODERN PRE-ENGINEER-ED, small complex of steel fabricated structures with metal siding and gable roofs. (NON - CONTRIBUTING)
  
- #670 338 S.Randolph Ave. (JOHNSON MOTOR CO.) ca 1985, used car lot with framed-in mobile home as office.(NON-CONTRIBUTING)
  
- #673-1 120 E.Washington St. ca. 1945-1950, FOLK NATIONAL, rectangular plan one story house with asbestos shingle siding, gable sides with frontal gable over stoop. (NON - CONTRIBUTING)
  
- #674 100 E.Washington St. (BIRD VIEW HOME SATELLITE), ca. 1840-1845 moved to present location 1980, VENACULAR - ONE ROOM LOG CABIN, rectangular plan one story log cabin, gable sides. (NON-CONTRIBUTING)
  
- #677 317 S.Eufaula Ave. (BEASLEY USED CAR LOT) ca. 1980-1985, gravel car lot with pre-engineered building as office. (NON - CONTRIBUTING)
  
- #678 317 S.Eufaula Ave. (BEASLEY MOTOR CO.), ca. 1940-1945, rectangular plan one story brick building with flat roof. Note the aluminium facade on front elevation. (NON-CONTRIBUTING)

**United States Department of the Interior  
National Park Service**

**National Register of Historic Places  
Inventory—Nomination Form**



Continuation sheet

Item number 7

Page 178

---


**BLOCK NO."C" : CONTAINING NUMBERS AS LISTED BELOW  
(CONTRIBUTING)**

---

- #680 330 S.Eufaula Ave. (OLD CHURCH) ca. 1895-1900, GABLE FRONT FAMILY, rectangular plan one story church with plain weatherboard siding, gable front with gable over entrance. Note the 9 over 9 windows. (CONTRIBUTING)
- #683 406 S.Eufaula Ave. (SPIVEY'S DONUT SHOP) ca. 1930-1935, COMMERCIAL STYLE, rectangular plan two story building with upper portion having plan weatherboard siding and the lower portion being concrete block, gable atop hipped roof with second story porch. (CONTRIBUTING)
- #684 112 W.Washingtin St. ca. 1915-1920, 2 ROOM WITH CENTRAL CHIMNEY, rectangular plan one story house with plain weatherboard siding, gable sides with roof over porch supported by square post. Note the double front entrance. (CONTRIBUTING)
- #688 142 W.Washington St. ca. 1870-1875, VENACULAR WITH GREEK REVIVAL DETAILS, rectangular plan one story house with scored stucco front and plain weatherboard sides, gable sides with shed roof over porch supported by square columns. Note the transom with sidelights and the large front windows. (CONTRIBUTING)
- #691 323 Copeland Ave. ca.1900-1905, 2 ROOM WITH CENTRAL CHIMNEY, rectangular plan one story house with plain weatherboard siding, hipped roof with hipped shed over porch. Note the double front entrance. (CONTRIBUTING)

United States Department of the Interior  
National Park Service

**National Register of Historic Places  
Inventory—Nomination Form**



Continuation sheet

Item number 7

Page 179

---


**BLOCK NO. "C" : CONTAINING NUMBERS AS LISTED BELOW**  
**(CONDITIONAL - CONTRIBUTING)**

---

- #682 334 S.Eufaula Ave. (CADE'S BEAUTY SHOP) ca. 1905-1910, FOLK NATIONAL - GABLE FRONT WITH WING PLAN, one story house with Asbestos shingle siding, shed roof over porch supported by square columns. (CONDITIONAL - CONTRIBUTING)
- #685 114 W.Washington St. (JOHNNY SUGGS HOUSE) ca. 1925-1930, LATE CRAFTSMAN STYLE, rectangular plan one story house with asbestos shingle siding, gable front with hip and cross-gable over porch supported by tapered colmns atop brick pedestals. Note the exposed roof rafters. (CONDITIONAL - CONTRIBUTING)
- #686 118 W.Washington St. (GEORGE HARRIS HOUSE), ca. 1925-1930, LATE CRAFTSMAN STYLE, rectangular plan one story house with asbestos shingle siding, gable front with hip and cross-gable over porch supported by tapered columns atop brick pedestals. Note the exposed roof rafters. (CONDITIONAL - CONTRIBUTING)
- #687 136 W.Washington St. (GLADYS HATFIELD HOUSE), ca. 1895-1900, FOLK NATIONAL - GABLE SIDE FAMILY, rectangular one story house with aluminium siding, gable side with shed roof over porch supported by wrought iron post. (CONDITIONAL - CONTRIBUTING)
- #689 117 Copeland Ave. ca. 1900-1905, FOLK NATIONAL - GABLE FRONT WITH WING PLAN, one story house with plain weatherboard siding, shed roof extending across front facade supported by metal post. Note the shed carport addition to the right of house and the new addition to the left of the house. (CONDITIONAL - CONTRIBUTING)
- #690 319 Copeland Ave.. ca. 1920-1925, CRAFTSMAN STYLE, rectangular plan one story house with vinyl siding , gable atop hipped roof with roof over porch supported by metal post. (CONDITIONAL - CONTRIBUTING)

**United States Department of the Interior  
National Park Service**

**National Register of Historic Places  
Inventory—Nomination Form**



Continuation sheet

Item number 7

Page 180

---

**BLOCK NO. "C" CONTAINING NUMBERS AS LISTED BELOW**


---

**(NON - CONTRIBUTING)**

- #681 340 S.Eufaula Ave. (EUFAULA RECREATION CENTER) built in 1977, MODERN STYLE, rectangular facility with swimming pool, tennis court and bathhouse facilities. (NON - CONTRIBUTING)
  
- #692 325 Copeland Ave., ca. 1945-1950 with 1970-1975 additions, brick commercial building with added pre-engineered building, complex of buildings is for the most part steel fabrication with gable roof. (NON - CONTRIBUTING)

United States Department of the Interior  
National Park Service

**National Register of Historic Places  
Inventory—Nomination Form**



Continuation sheet

Item number 7

Page 181

---


**BLOCK NO. "D" : CONTAINING NUMBERS AS LISTED BELOW  
(CONTRIBUTING)**

---

- #693 204 W. Washington St., ca. 1900-1905, FOLK NATIONAL - GABLE FRONT WITH WING PLAN, one story house with plain weatherboard siding, shed roof over porch supported by wooden post. (CONTRIBUTING)
- #694 218 W. Washington St. ca. 1900-1905, 2 ROOM WITH CENTRAL CHIMNEY, rectangular plan one story house with plain weatherboard siding, shed roof over porch supported by wooden post. (CONTRIBUTING)
- #695 341 Dale Rd. (OLD DRY-GOOD STORE, ca. 1900-1905, CORNER DRY-GOOD STORE, rectangular plan one story store building with plain weahterboard siding, gable atop hipped roof. (CONTRIBUTING)
- #696 339 Dale Rd. ca. 1905-1910, COMMERCIAL BUILDING, irregular plan one story building with old metal siding, gable front. (CONTRIBUTING)

**United States Department of the Interior  
National Park Service**

**National Register of Historic Places  
Inventory—Nomination Form**



Continuation sheet

Item number 7

Page 182

---


**BLOCK NO. "D": CONTAINING NUMBERS AS LISTED BELOW**  
**(NON - CONTRIBUTING)**

---

#697 333 Dale Rd. (EUFAULA IRON WORKS), ca. 1945-1950, complex of  
pre-engineered buildings with concrete block office.  
(NON - CONTRIBUTING)

United States Department of the Interior  
National Park Service

National Register of Historic Places  
Inventory—Nomination Form



Continuation sheet

Item number 7


Page 183

**BLOCK NO. "E": CONTAINING NUMBERS AS LISTED BELOW  
(CONDITIONAL - CONTRIBUTING)**

- #699 312 W. Washington St., ca. 1900-1905, 2 ROOM WITH CENTRAL CHIMNEY, rectangular plan one story house with asbestos shingle siding, gable sides with gable rear addition, shed roof over small porch. (CONDITIONAL - CONTRIBUTING)
- #701 334 Dale Rd. (OLD STORE BUILDING), ca. 1905-1910, COMMERCIAL STORE BUILDING, rectangular plan one story building with plain weatherboard siding on front elevation and new metal siding on the remaining portions, gable front. (CONDITIONAL-CONTRIBUTING)
- #703 328 Dale Rd., ca. 1900-1905, DOUBLE FRONT ENTRANCE - HIPPED FAMILY, rectangular plan one story house with asphalt siding, hipped roof with shed roof over front porch supported by square post. Note the rear kitchen chimney. (CONDITIONAL - CONTRIBUTING)
- #704 322 Dale Rd., ca. 1900-1905, DOUBLE FRONT ENTRANCE - HIPPED FAMILY, rectangular plan one story house with asphalt siding, hipped roof with shed roof over porch supported by square post. Note the rear kitchen chimney. (CONDITIONAL - CONTRIBUTING)
- #705 318 Dale Rd. ca. 1900-1905, DOUBLE FRONT ENTRANCE - HIPPED FAMILY, rectangular plan one story house with asphalt siding, hipped roof with shed roof over porch supported by square post. Note the rear kitchen chimney. (CONDITIONAL - CONTRIBUTING)
- #706 223 Central Ave. ca. 1900-1905, DOUBLE FRONT ENTRANCE - HIP WITH REAR WING FAMILY, one story house with asphalt siding, hipped roof with rear wing, shed roof over porch supported by square post. Note the central ridge chimney and the rear kitchen chimney. (CONDITIONAL - CONTRIBUTING)
- #707 227 Central Ave. ca. 1900-1905, DOUBLE FRONT ENTRANCE - HIP WITH REAR WING FAMILY, one story house with asphalt siding, hipped roof with rear wing, shed roof over porch supported by square post. Note the central ridge chimney and the rear kitchen chimney. (CONDITIONAL - CONTRIBUTING)

**United States Department of the Interior  
National Park Service**

**National Register of Historic Places  
Inventory—Nomination Form**



Continuation sheet

Item number 7


Page 184

---

#708 231 Central Ave. ca. 1900-1905, DOUBLE FRONT ENTRANCE - HIP WITH REAR WING FAMILY, one story house with asphalt siding, hipped roof with rear wing, shed roof over porch supported by square post. Note the central ridge chimney and the rear kitchen chimney. (CONDITIONAL - CONTRIBUTING)

United States Department of the Interior  
National Park Service

**National Register of Historic Places  
Inventory—Nomination Form**



Continuation sheet

Item number 7

Page 185

---


**BLOCK NO. "E": CONTAINING NUMBERS AS LISTED BELOW  
(NON - CONTRIBUTING)**

---

- #698 326 W. Washington St. (VACANT LAUNDRY-MAT), ca. 1970-1975, MODERN, rectangular plan one story concrete block building with flat built-up roof supported by bar-joist. (NON - CONTRIBUTING)
  
- #700 340 Dale Rd. (SHELLEY'S GROCERY), ca. 1915-1920, CRAFTSMAN STYLE - COMMERCIAL STORE, rectangular plan one story brick-veneer over plain weatherboard siding, hipped roof with drive-thru gas pumps. (NON - CONTRIBUTING)
  
- #702 340 Dale Rd. (MINI-STORAGE COMPLEX) , ca. 1980-1985, MODERN, U-SHAPE storage building made of concrete block with flat roof. Pre-engineered metal building office also located on the site. (NON - CONTRIBUTING)

**United States Department of the Interior  
National Park Service**

**National Register of Historic Places  
Inventory—Nomination Form**



Continuation sheet

Item number 7


Page 186

**BLOCK NO. "F" : CONTAINING NUMBERS AS LISTED BELOW  
(CONTRIBUTING)**

- #710 400 W.Washington St., ca. 1930-1935, CRAFTSMAN STYLE, rectangular plan one story house with ship lap siding, split front gables with porch gable supported by wrought iron columns. Note the knee braces under the front eaves also the 3 over 1 windows. (CONTRIBUTING)
- #711 412 W.Washington St., ca. 1930-1935, CRAFTSMAN STYLE, rectangular one story house with ship lap siding, split front gables with porch gable supported by wrought iron columns. (CONTRIBUTING)
- #717 335 McRay Ave. ca. 1895-1900, 2 ROOM WITH CENTRAL CHIMNEY, rectangular plan one story house with plain weatherboard-siding, gable sides with shed roof over porch supported by square post. Note the double front entrance, central ridge chimney and rear shed addition. (CONTRIBUTING)
- #718 333 McRay Ave., ca. 1895-1900, 2 ROOM WITH CENTRAL CHIMNEY, rectangular plan one story house with plain weatherboard siding, gables sides with shed roof over screened-in porch. Note the double front entrance, central ridge chimney and the rear shed addition. (CONTRIBUTING)
- #719 331 McRay Ave., ca. 1895-1900, 2 ROOM WITH CENTRAL CHIMNEY, rectangular plan one story house with plain weatherboard siding, gable sides, with shed roof over porch supported by square post. Note the double front entrance, central ridge chimney and the rear shed addition with chimney. (CONTRIBUTING)
- #720 329 McRay Ave., ca. 1895-1900, 2 ROOM WITH CENTRAL HALL, rectangular plan one story house with plain weatherboard siding, gable sides with shed roof over entrance. Note the transom with sidelights. (CONTRIBUTING)
- #722 431 W.Union St., ca. 1895-1900, VICTORIAN STYLE, gable front with wing plan, one story house with plain weatherboard siding, shed roof over porch supported by Craftsman style tapered columns atop brick pedestals. Note the cut away bay window and the rear kitchen.(CONTRIBUTING)

**United States Department of the Interior  
National Park Service**

**National Register of Historic Places  
Inventory—Nomination Form**



Continuation sheet


Item number . 7

Page 187

- 
- #724 347 W.Union St. (GEORGE FIELDS, JR. HOUSE), ca 1920-1925, CRAFTSMAN STYLE, rectangular plan one story brick-veneered house, hipped roof with central shed dormer, porch is under main roof, supported by double round columns atop brick pedestals. (CONTRIBUTING)
- #738 334 Central Ave., ca. 1895-1900, 2 ROOM WITH CENTRAL CHIMNEY, rectangular plan one story house with board and batten siding, gable sides with shed roof over porch supported by square post. Note the double front entrance. (CONTRIBUTING)

United States Department of the Interior  
National Park Service

National Register of Historic Places  
Inventory—Nomination Form



Continuation sheet

Item number 7


Page 188

**BLOCK NO. "F": CONTAINING NUMBERS AS LISTED BELOW  
(CONDITIONAL - CONTRIBUTING)**

- #709 334 W.Washington St.(THE ADVANCED CHURCH OF GOD), ca. 1930-1935, GABLE FRONT - STORE BUILDING, rectangular plan brick-veneer store with gable front, shed roof extending across front facade. Note the solid plate glass windows. (CONDITIONAL - CONTRIBUTING)
- #713 418 W.Washington St. ca. 1895-1900, 2 ROOM WITH CENTRAL CHIMNEY, rectangular plan one story house with asbestos shingle siding, gable sides with shed roof over porch supported by metal post. Note the double front entrance and the removal of central chimney. (CONDITIONAL - CONTRIBUTING)
- #714 422 W.Washington St. ca. 1895-1900, 2 ROOM WITH CENTRAL CHIMNEY, rectangular plan one story house with asphalt siding, gable sides with shed roof over porch supported by square post. Note the double front entrance and the central ridge chimney. (CONDITIONAL - CONTRIBUTING)
- #715 339 McRay Ave., ca. 1895-1900, 2 ROOM WITH CENTRAL CHIMNEY, rectangular plan one story house with vinyl siding, gable sides with gable over partial front porch (screened-in). Note the double front entrance, central ridge chimney and the rear shed addition. (CONDITIONAL - CONTRIBUTING)
- #716 337 McRay Ave. ca. 1895-1900, 2 ROOM WITH CENTRAL CHIMNEY, rectangular plan one story house with asphalt siding, gable sides with shed roof over porch supported by square post. Note the double front entrance, the central ridge chimney, and the rear shed addition. (CONDITIONAL - CONTRIBUTING)
- #721 437 W.Union St. (BOBBY BLACKSHIRE HOUSE), ca. 1895-1900, VICTORIAN STYLE, rectangular plan one story house with plain weatherboard siding, double side gables, with gable over entrance supported by metal post atop brick pedestals. (CONDITIONAL - CONTRIBUTING)
- #723 403 W.Union St. (GEORGE FIELD HOUSE) ca. 1885-1900, FOLK NATIONAL - HALL AND PARLOR FAMILY, rectangular plan one story house with asbestos shingle siding, gable sides with rear shed addition, roof over porch supported by double square post atop brick pedestals. Note the end chimneys on either side of house. (CONDITIONAL - CONTRIBUTING)

**United States Department of the Interior  
National Park Service**

**National Register of Historic Places  
Inventory—Nomination Form**



Continuation sheet


Item number 7

Page 189

- #725 252 Dale Rd. (OLD STORE BUILDING) ca. 1925-1930, COMMERCIAL BUILDING, rectangular plan one story building with siding ranging from aluminium siding to asbestos shingle siding, hipped roof. Note the two brick columns supporting roof, this was probably a drive through for gasoline.  
(CONDITIONAL - CONTRIBUTING)
- #726 212 Central Ave., ca. 1900-1905, DOUBLE FRONT ENTRANCE - HIP FAMILY, rectangular plan one story house with asphalt siding, hipped roof with shed roof over porch supported by square post. (CONDITIONAL - CONTRIBUTING)
- #727 218 Central Ave. (THELMA HILL HOUSE), ca. 1900-1925, DOUBLE FRONT ENTRANCE - HIP FAMILY, rectangular plan one story house with asphalt siding, hipped roof with shed roof over porch supported by square post. Note the central chimney.  
(CONDITIONAL - CONTRIBUTING)

**United States Department of the Interior  
National Park Service**

**National Register of Historic Places  
Inventory—Nomination Form**



Continuation sheet


Item number 7

Page 190

- #728 222 Central Ave. ca. 1900-1905, DOUBLE FRONT ENTRANCE - HIP FAMILY, rectangular plan one story house with asphalt siding, hipped roof with shed roof over porch supported by square post. Note the central chimney. (CONDITIONAL - CONTRIBUTING)
- #729 224 Central Ave. ca. 1900-1905, DOUBLE FRONT ENTRANCE - HIP FAMILY, rectangular plan one story house with asphalt siding, hipped roof with shed roof over porch supported by square post. Note the central chimney. (CONDITIONAL - CONTRIBUTING)
- #730 226 Central Ave. ca. 1900-1905, DOUBLE FRONT ENTRANCE - HIP FAMILY, rectangular plan one story house with asphalt siding, hipped roof with shed roof over porch supported by square post. Note the central chimney. (CONDITIONAL - CONTRIBUTING)
- #731 228 Central Ave. ca. 1900-1905, DOUBLE FRONT ENTRANCE- HIP FAMILY, rectangular plan one story house with asphalt siding, hipped roof with shed roof over porch supported by square post. Note the central chimney. (CONDITIONAL - CONTRIBUTING)
- #732 234 Central Ave. (McELROY HOUSE) ca. 1900-1905, DOUBLE FRONT ENTRANCE - HIPPED FAMILY, rectangular one story house with asphalt siding, hipped roof with shed roof over concrete porch supported by metal post. Note the central chimney. (CONDITIONAL - CONTRIBUTING)
- #733 306 Central Ave. ca. 1895-1900, 2 ROOM WITH CENTRAL CHIMNEY, rectangular plan one story with asphalt siding, gable sides with shed roof over porch supported by wooden post. Note the double front entrance. (CONDITIONAL - CONTRIBUTING)
- #734 433 Central Ave. (ALEX LAWSON HOUSE), ca. 1895-1900, 2 ROOM WITH CENTRAL CHIMNEY, rectangular plan one story house with asphalt siding, gable sides with shed roof over porch supported by square post. Note the double front entrance. (CONDITIONAL - CONTRIBUTING)
- #736 322 Central Ave. (CHARLIE ROGERS HOUSE), ca. 1895-1900, 2 ROOM WITH END CHIMNEYS, rectangular plan one story house with asbestos shingle siding, gable sides with shed roof over porch supported by square post. Note the double front entrance and the end chimneys. (CONDITIONAL - CONTRIBUTING)

**United States Department of the Interior  
National Park Service**

**National Register of Historic Places  
Inventory—Nomination Form**



Continuation sheet

Item number 7

Page 191

---


**BLOCK NO. "F" : CONTAINING NUMBERS AS LISTED BELOW  
(NON - CONTRIBUTING)**

---

- #712 416 W. Washington St. ca. 1945-1950, MODERN RANCH STYLE, rectangular plan one story house with ship lap siding, low pitch side gable roof with aluminium awning over front porch. Note also the aluminium awnings over the windows and the large picture window to the left of front entrance. (NON - CONTRIBUTING)
- #735 316 Central Ave. (ROSA L. HOWARD HOUSE), ca. 1975-1980, MODERN RANCH STYLE, rectangular plan one story house with ship lap siding, side gable with frontal gable over porch. (NON - CONTRIBUTING)
- #737 332 Central Ave. (MOZELLE LAWSON HOUSE), ca. 1965-1970, MODERN STYLE, rectangular plan one story house with fibre board siding, cross-gable roof with frontal gable over stoop. (NON - CONTRIBUTING)

United States Department of the Interior  
National Park Service

**National Register of Historic Places  
Inventory—Nomination Form**



Continuation sheet

Item number 7

Page 192

---


**BLOCK NO. "G" : CONTAINING NUMBERS AS LISTED BELOW  
(CONTRIBUTING)**

---

- #743 416 W.Union St. (THOMAS ARMSTEAD HOUSE), ca. 1890-1895,  
FOLK NATIONAL - GABLE FRONT WITH WING PLAN, one story house  
with weatherboard siding, shed roof over screened-in porch  
Note the corbel work on chimney. (CONTRIBUTING)
- #744 430 W.Union St. (ANNIE B. McNAB HOUSE), ca. 1905-1910, FOLK  
NATIONAL - GABLE SIDE FAMILY, rectangular plan one story  
house with ship lap siding, gable sides with shed roof over  
porch supported by Craftsman style tapered columns atop brick  
pedestals. Note the end chimney on the right side. (CONTRI-  
BUTING)

**United States Department of the Interior  
National Park Service**

**National Register of Historic Places  
Inventory—Nomination Form**



Continuation sheet

Item number 7

Page 193

---

**BLOCK NO. "G": CONTAINING NUMBERS AS LISTED BELOW**


---

**(CONDITIONAL - CONTRIBUTING)**

- #742 402 W. Union St., (ANNIE FORD HOUSE), ca. 1895-1900, 2 ROOM WITH CENTRAL CHIMNEY, rectangular plan one story house with plain weatherboard siding, gable sides with shed roof over screened-in porch. Note the partial closed-in porch to the left of entrance. (CONDITIONAL - CONTRIBUTING)
  
- #746 229 McRay Ave. (QUINCY BLACKBURN HOUSE), ca. 1890-1895, FOLK NATIONAL - SIDE GABLE FAMILY, rectangular plan one story house with asbestos shingle siding, gable sides with central front cross-gable, shed roof over screened-in porch. (CONDITIONAL - CONTRIBUTING)
  
- #747 227 McRay Ave., ca. 1895-1900, 2 ROOM WITH CENTRAL CHIMNEY, rectangular plan one story house with asphalt siding, gable sides with shed roof over porch supported by square post. Note the double front entrance. (CONDITIONAL - CONTRIBUTING)

**United States Department of the Interior  
National Park Service**

**National Register of Historic Places  
Inventory—Nomination Form**



Continuation sheet

Item number 7

Page 194

---

**BLOCK NO. "G" : CONTAINING NUMBERS AS LISTED BELOW**


---

**(NON - CONTRIBUTING)**

- #739 302 W. Union St. (EUFAULA WATER WORKS & SEWER SHOP), ca. 1975-1980, PRE-ENGINEERED BUILDING, rectangular plan one story steel fabricated building, gable sides with vertical metal siding. (NON- CONTRIBUTING)
- #740 312 W. Union St., (ALBAMA POWER COMPANY, CONTROL CENTER), ca. 1970-1975, MODERN, rectangular plan one story brick building with flat built-up roof supported by bar-joist. (NON - CONTRIBUTING)
- #741 328 W. Union St. (ALABAMA POWER COMPANY, SHOP) ca. 1970-1975, MODERN - PRE-ENGINEERED, complex of pre-engineered steel fabricated structure. (NON - CONTRIBUTING)
- #745 438 W. Union St. (MARIE BOATWRIGHT HOUSE) ca. 1960-1965, MODERN RANCH STYLE, rectangular plan one story house with fibre board siding, gable sides with protruding shed over partial front porch. (NON - CONTRIBUTING)

**United States Department of the Interior  
National Park Service**

**National Register of Historic Places  
Inventory—Nomination Form**



Continuation sheet

Item number 7


Page 195

**BLOCK NO. "H" : CONTAINING NUMBERS AS LISTED BELOW  
(CONTRIBUTING)**

- #748 224 McRay Ave. (EVERLEE WASHINGTON HOUSE), ca. 1895-1900, 2 ROOM WITH CENTRAL CHIMNEY, rectangular plan one story house with plain weatherboard siding, gable sides with shed roof over screened-in porch. Note the double front entrance. (CONTRIBUTING)
- #749 226 McRay Ave. (MOSES JOHNSON HOUSE), ca. 1890-1895, ONE ROOM WITH END CHIMNEY, rectangular plan one room house with plain weatherboard siding, gables sides with shed roof over porch supported by square post. Note the end chimney on right side. (CONTRIBUTING)
- #752 512 W.Union St. ca. 1895-1900, 2 ROOM WITH CENTRAL CHIMNEY, rectangular plan one story house with plain weatherboard siding, gable sides with shed roof over porch supported by square post. Note the double front entrance. (CONTRIBUTING)
- #753 516 W.Union St. (ADA MAE GRANT HOUSE), ca. 1895-1900, 2 ROOM WITH CENTRAL CHIMNEY, rectangular plan one story house with plain weatherboard siding, shed roof over porch supported by square post. Note the double front entrance. (CONTRIBUTING)
- #754 520 W.Union St., (THEODOR P. POLITE HOUSE), ca. 1895-1900, 2 ROOM WITH CENTRAL CHIMNEY, rectangular plan one story house with plain weatherboard siding, gable sides with shed roof over porch supported by square post. Note the double front entrance. (CONTRIBUTING)
- #755 526 W.Union St. (LOIS CHILDS HOUSE), ca. 1895-1900, 2 ROOM WITH CENTRAL CHIMNEY, rectangular plan one story house with plain weatherboard siding, gable sides with shed roof over porch supported by square post. Note the double front entrance. (CONTRIBUTING)
- #756 528 W.Union St. (FLORENCE JERNIGAN HOUSE), ca. 1895-1900, 2 ROOM WITH CENTRAL CHIMNEY, rectangular plan one story house with plain weatherboard siding, gable sides with shed roof over porch supported by square post. Note the partial screened-in porch and the double front entrance. (CONTRIBUTING)

**United States Department of the Interior  
National Park Service**

**National Register of Historic Places  
Inventory—Nomination Form**



Continuation sheet


Item number 7

Page 196

- 
- #757 530 W.Union St. (EUGENE WILLIAMS HOUSE), ca. 1895-1900, 2 ROOM WITH CENTRAL CHIMNEY, rectangular plan one story house with plain weatherboard siding, gable sides with shed roof over porch supported by square post. Note the double front entrance. (CONTRIBUTING)
- #758 229 Dickerson Ave. (GENEVA HOSKEY HOUSE), ca. 1895-1900, 2 ROOM WITH CENTRAL CHIMNEY, rectangular plan one story house with plain weatherboard siding, gable sides with shed roof over porch supported by square post. Note the double front entrance. (CONTRIBUTING)
- #759 219 Dickerson Ave. (ROSA RANDAL HOUSE), ca. 1895-1900, 2 ROOM WITH CENTRAL CHIMNEY, rectangular plan one story house with plain weatherboard siding, gable sides with shed roof over screened-in porch. (CONTRIBUTING)

United States Department of the Interior  
National Park Service

# National Register of Historic Places Inventory—Nomination Form



Continuation sheet

Item number 7

Page 197

---


**BLOCK NO. "H" : CONTAINING NUMBERS AS LISTED BELOW**  
**(CONDITIONAL - CONTRIBUTING)**

---

#750 228 McRay Ave. (MAGGIE GRUBBS HOUSE), ca. 1890-1895, FOLK NATIONAL, rectangular plan one story house with board and batten siding (left side facade), plywood on the front facade and ship lap siding on front addition, catslide roof with shed roof over screened-in porch. (CONDITIONAL - CONTRIBUTING)

**United States Department of the Interior  
National Park Service**

**National Register of Historic Places  
Inventory—Nomination Form**



Continuation sheet

Item number 7

Page 198

---


**BLOCK NO. "H" : CONTAINING NUMBERS AS LISTED BELOW  
(NON - CONTRIBUTING)**

---

- #751 W.Union St. at McRay Ave. (MARY COMER), ca. 1985, MODERN RANCH STYLE, rectangular plan one story brick-veneer house with gable side, shed roof extension over stoop. (NON-CONTRIBUTING)

United States Department of the Interior  
National Park Service

National Register of Historic Places  
Inventory—Nomination Form



Continuation sheet

Item number 7


Page 199

**BLOCK NO. "I" : CONTAINING NUMBERS AS LISTED BELOW  
(CONTRIBUTING)**

- #760 316 Dickerson Ave. (JOHNNY DAVIS HOUSE), ca. 1910-1915, SHOTGUN, rectangular plan one story house with plain weatherboard siding, gable front with shed roof over porch supported by square post. Note the central ridge chimney. (CONTRIBUTING)
- #761 317 Dickerson Ave. (WILLIE DAVIS HOUSE), ca. 1910-1915, SHOTGUN, rectangular plan one story house with plain weatherboard siding, gable front with shed roof over porch supported by double square post. (CONTRIBUTING)
- #762 319 Dickerson Ave. ca. 1900-1905, 2 ROOM WITH CENTRAL CHIMNEY, rectangular plan with rear shed addition, one story with plain weatherboard siding, gable sides with shed roof over double entrance. (CONTRIBUTING)
- #763 327 Dickerson Ave. (GERTRUDE LOHMAN HOUSE), ca. 1915-1920, CRAFTSMAN STYLE, rectangular plan one story house with plain weatherboard siding, low pitch hipped roof with hip over porch supported by square columns. Note the exposed roof rafters and the unenclosed eaves. (CONTRIBUTING)
- #764 335 Dickerson Ave. ca. 1890-1895, FOLK NATIONAL - GABLE SIDE FAMILY, rectangular plan one story house with plain weatherboard siding, gable sides with shed roof over porch supported by square columns. Note the end chimneys, transom with sidelights and the cornice returns. (CONTRIBUTING)
- #765 343 Dickerson Ave. (WILLIE M. WILLIAMS HOUSE), ca. 1890-1895, ONE STORY - HIPPED ROOF VENACULAR, rectangular plan one story house with plain weatherboard siding, hipped roof with shed roof over porch supported by Craftsman style tapered columns atop brick pedestals. (CONTRIBUTING)
- #766 540 W. Washington St.. (MARY JORDAN HOUSE), ca. 1890-1895, FOLK NATIONAL - GABLE FRONT WITH WING PLAN, one story house with plain weatherboard siding, shed roof over screened-in porch supported by square post. (CONTRIBUTING)
- #767 536 W. Washington St. ca. 1890-1895, FOLK NATIONAL - GABLE SIDE FAMILY, rectangular plan one story house with plain weatherboard siding, gable sides with shed roof over porch supported by Craftsman style tapered columns atop brick pedestals. Note the match end chimneys on either side of the house. (CONTRIBUTING)

**United States Department of the Interior  
National Park Service**

**National Register of Historic Places  
Inventory—Nomination Form**



Continuation sheet


Item number 7

Page 200

- #768 528 W.Washington St. ca. 1875-1880, ONE STORY - HIPPED ROOF - VENACULAR, rectangular plan one story house with large ship lap siding on front facade and plain weatherboard siding throughout the remaining portions of the house, hipped roof with shed roof over porch supported by square columns. Note the stucco over brick chimney. (CONTRIBUTING)
- #771 328 McRay Ave. (ROBERT HARDY HOUSE), ca. 1900-1905, 2 ROOM WITH CENTRAL CHIMNEY, rectangular plan one story house with plain weatherboard siding, gable sides with shed roof over porch. Note the rear shed addition with chimney. (CONTRIBUTING)
- #772 336 McRay Ave., (ROSE WISHUM HOUSE), ca. 1900-1905, 2 ROOM WITH CENTRAL CHIMNEY, rectangular plan one story house with plain weatherboard siding, gable sides with shed roof over porch supported by square post atop brick pedestals. Note the shed (rear) addition and the double front entrance. (CONTRIBUTING)
- #773 334 McRay Ave. ca. 1900-1905, FOLK NATIONAL - GABLE SIDE FAMILY, rectangular plan one story house with plain weatherboard siding, gable sides with shed roof over porch supported by square post. Note the end chimney (right side) and the rear shed addition. (CONTRIBUTING)
- #776 320 McRay Ave. ca. 1900-1905, 2 ROOM WITH CENTRAL CHIMNEY, rectangular plan one story house with plain weatherboard siding, gable sides with shed roof over porch supported by square post. Note the double front entrance and the shed (rear) addition. (CONTRIBUTING)
- #777 503 W.Union St. (HOWARD GRANT HOUSE), ca. 1900-1905, 2 ROOM WITH CENTRAL CHIMNEY, rectangular plan one story house with plain weatherboard siding, gable sides with shed roof over porch supported by square post. Note the double front entrance. (CONTRIBUTING)
- #778 509 W.Union St. (MOZELLE S. BOUIER HOUSE), ca. 1895-1900, 2 ROOM WITH CENTRAL CHIMNEY, rectangular plan with plain weatherboard siding, gable sides with shed roof over porch supported by large square post. Note the double front entrance and rear addition. (CONTRIBUTING)

**United States Department of the Interior  
National Park Service**

**National Register of Historic Places  
Inventory—Nomination Form**



Continuation sheet


Item number 7

Page 201

- #779 511 W.Union St. (LEROY DENNARD HOUSE), ca. 1895-1900, 2 ROOM WITH CENTRAL CHIMNEY, rectangular plan one story house with plain weatherboard siding, gable sides with shed roof over porch supported by Craftsman style columns atop brick pedestals. Note the double front entrance and the rear addition. ( CONTRIBUTING)
- #780 513 W.Union St. (ANNIE YOUNG HOUSE), ca. 1895-1900, 2 ROOM WITH CENTRAL CHIMNEY, rectangular plan one story house with plain weatherboard siding, gable sides with shed roof over porch supported by large square post. Note the double front entrance and the side and rear addition. (CONTRIBUTING)
- #781 519 W.Union St. ca. 1895-1900, 2 ROOM WITH CENTRAL CHIMNEY, rectangular plan one story house with plain weatherboard siding, gable sides with shed roof over porch supported by large square post. Note the double front entrance and the shed (rear) addition. (CONTRIBUTING)

**United States Department of the Interior  
National Park Service**

**National Register of Historic Places  
Inventory—Nomination Form**



Continuation sheet

Item number 7

Page 202

---


**BLOCK NO. "I": CONTAINING NUMBERS AS LISTED BELOW  
(CONDITIONAL - CONTRIBUTING)**

---

- #774 330 McRay Ave. (LEOLA CUNNINGHAM HOUSE), ca. 1895-1900, 2 ROOM WITH CENTRAL CHIMNEY, rectangular plan one story house asphalt siding, gable sides with shed roof over screened-in porch. Note the shed (rear) addition. (CONDITIONAL - CONTRIBUTING)
- #782 523 W. Union St. (JACQUELYN M. MORRELL HOUSE), ca. 1895-1900, 2 ROOM WITH CENTRAL CHIMNEY, rectangular plan one story house with aluminium siding, gable sides with shed roof over a partially screened-in porch. Note the double front entrance and the two rear additions. (CONDITIONAL - CONTRIBUTING)

**United States Department of the Interior  
National Park Service**

**National Register of Historic Places  
Inventory—Nomination Form**



Continuation sheet

Item number 7

Page 203

---

**BLOCK NO. "I": CONTAINING NUMBERS AS LISTED BELOW**


---

**(NON - CONTRIBUTING)**

- #769 522 W.Washington St. (LILLIE B. McCREE HOUSE). CA. 1960-1965, MODERN, rectangular plan one story house with gable front, lower half being brick while upper half is aluminium siding. (NON - CONTRIBUTING)
  
- #770 504 W.WashingtonSt. (JOHNNY HENRY HOUSE), ca. 1965-1970, MODERN RANCH STYLE, rectangular plan one story house with aluminium siding, gable sides with shed extensions over stoop. (NON - CONTRIBUTING)
  
- #775 324 McRay Ave. (JAMES C. MORRELL HOUSE), ca. 1945-1950, FOLK NATIONAL - GABLE FRONT FAMILY, rectangular plan one story house with ship lap siding, gable front with flat roof over porch. (NON - CONTRIBUTING)
  
- #783 W.Union St. at. Dickerson Ave. ca. 1960-1965, MOBILE HOME, rectangular plan one story metal siding. (NON - CONTRIBUTING)

**United States Department of the Interior  
National Park Service**

**National Register of Historic Places  
Inventory—Nomination Form**



Continuation sheet

Item number 7


Page 204

**BLOCK NO. "J" : CONTAINING NUMBERS AS LISTED BELOW**  
**(CONTRIBUTING)**

- #785 310 Dickerson Ave. ca. 1920-1925, FOLK NATIONAL - GABLE SIDE FAMILY, rectangular plan one story house with ship lap siding, gable sides with shed roof over entrance supported by metal post. (CONTRIBUTING)
- #786 316 Dickerson Ave. (JOHN ROBINSON HOUSE), ca. 1890-1895, FOLK NATIONAL - GABLE FRONT WITH WING PLAN, one story house with plain weatherboard siding, flat roof over screened-in porch supported by large square post. Note the end chimney and the shed (rear) addition. (CONTRIBUTING)
- #790 Ash / Reynolds St. (SCHOOL BUILDING), ca. 1930-1935, rectangular plan one story concrete block building, with gable sides. Note the three end windows on both sides are bricked up. (CONTRIBUTING)
- #796 621 Ash / Reynolds St. (CLYDE JOHNSON HOUSE ), ca. 1895-1900, 2 ROOM WITH CENTRAL CHIMNEY, rectangular plan one story house with board and batten siding, gable sides with shed roof over porch supported by double square post. Note the double front entrance. (CONTRIBUTING)
- #797 619 Ash / Reynolds St. ca. 1895-1900, FOLK NATIONAL - GABLE SIDE FAMILY, rectangular plan one story house with plain weatherboard siding, gable sides with shed roof over porch supported by square post. Note the end chimney on right side of house. (CONTRIBUTING)
- #798 617 Ash / Reynolds St. ca. 1900-1905, 2 ROOM WITH CENTRAL CHIMNEY, rectangular plan one story house with plain weatherboard siding, gable sides with shed roof over porch supported by Craftsman style tapered columns atop brick pedestals. Note the double front entrance. (CONTRIBUTING)
- #799 613 Ash / Reynolds , (TOMMIE MATIN HOUSE) , ca. 1925-1930, FOLK NATIONAL - GABLE FRONT FAMILY, rectangular plan one story house with ship lap siding, gable front with shed roof over partially screened-in porch. Note the shed carport addition on right side of house. (CONTRIBUTING)

**United States Department of the Interior  
National Park Service**

**National Register of Historic Places  
Inventory—Nomination Form**



Continuation sheet


Item number 7

Page 205

- #800 334 Dickerson Ave., ca. 1910-1915, 2 ROOM WITH CENTRAL CHIMNEY, rectangular plan one story house with ship lap siding, gable sides with shed roof over porch supported by large square post. Note the double front entrance. (CONTRIBUTING)
- #802 602 W.Washington St. (LEROY FLOWERS, SR. HOUSE ), ca. 1915-1920, SHOTGUN WITH FRONT ADDITION, rectangular plan one story house with plain weatherboard siding, front gables with shingle pattern below eaves. Note the central chimney. (CONTRIBUTING)
- #803 606 W.Washington St. ca. 1915-1920, FOLK NTIONAL - GABLE SIDE FAMILY, rectangular plan one story house with plain weatherboard siding, gable sides with shed roof over porch supported by large square post. Note the fallen condition of front porch. (CONTRIBUTING)
- #804 610 W.Washington St. (RAYMOND GOSHA HOUSE), ca. 1920-1925, SHOTGUN , rectangular plan one story house with plain weatherboard siding, gable front with porch under main gable supported by 2 square post. (CONTRIBUTING)
- #809 714 W.Washington St. (STEVE WALKER HOUSE), ca. 1895-1900, 2 ROOM WITH CENTRAL CHIMNEY, rectangular plan one story house with plain weatherboard siding, gable sides with shed roof over porch supported by square post. Note the double front entrance. (CONTRIBUTING)

United States Department of the Interior  
National Park Service

National Register of Historic Places  
Inventory—Nomination Form



Continuation sheet

Item number 7


Page 206

**BLOCK NO. "J" : CONTAINING NUMBERS AS LISTED BELOW  
(CONDITIONAL - CONTRIBUTING)**

- #784-784-1 609 W. Union St. (WATSON & WILSON HOUSE), ca. 1890-1895, ONE STORY - HIPPED ROOF - VENACULAR, rectangular plan one story house with vinyl siding, hipped roof with porch under main roof supported by cut work post atop brick pedestals. Note the transom sidelights. (CONDITIONAL - CONTRIBUTING)
- #788 622 Ash / Reynolds St. (EDGAR MORRELL HOUSE), ca. 1895-1900, 2 ROOM WITH CENTRAL CHIMNEY, rectangular plan one story house with vinyl siding, gables sides with shed roof over partially screened-in porch. Note the double front entrance and the shed (rear) addition. (CONDITIONAL - CONTRIBUTING)
- #789 624 Ash / Reynolds St., (MARY COCHRAN HOUSE ), ca. 1895-1900, 2 ROOM WITH CENTRAL CHIMNEY, rectangular plan one story house with asphalt siding, gable sides with roof over porch supported by large square post. Note the double front entrance and the need for repairs. (CONDITIONAL - CONTRIBUTING)
- #791 Ash / Reynolds St. (SCHOOL BUILDING), ca. 1905-1910, WOODEN SCHOOL BUILDING , rectangular plan one story wood frame building with a mixture of plain weatherboard siding and asbestos shingle siding, gable front. Note the two front entrances. (CONDITIONAL - CONTRIBUTING)
- #792 730 Ash / Reynolds St. (MINNIE WILBORN HOUSE), ca. 1900-1905, 2 ROOM WITH CENTRAL CHIMNEY, rectangular plan one story house with asphalt siding, gable sides with shed roof over porch supported by double post atop Craftsman style brick pedestals. Note the double front entrance. (CONDITIONAL - CONTRIBUTING)
- #793 725 Ash / Reynolds St. ca. 1900-1905,, 2 ROOM WITH CENTRAL CHIMNEY, rectangular plan one story house with fibre board siding, gable sides with shed roof over porch supported by Craftsman style square post atop brick pedestals. Note the double front entrance. (CONDITIONAL - CONTRIBUTING)
- #794 631 Ash / Reynolds St. (THRISTON ROSS HOUSE), ca. 1900-1905, 2 ROOM WITH CENTRAL CHIMNEY, rectangular plan one story house with vinyl siding, gable sides with shed roof over screened-in porch. Note the double front entrance and the missing chimney. (CONDITIONAL - CONTRIBUTING)

**United States Department of the Interior  
National Park Service**

**National Register of Historic Places  
Inventory—Nomination Form**



Continuation sheet


Item number 7

Page 207

- #795 629 Ash / Reynolds St. ca. 1895-1900, 2 ROOM WITH CENTRAL CHIMNEY, rectangular plan one story house with asphalt siding gable sides. Note the fallen front porch and the double front entrance. (CONDITIONAL - CONTRIBUTING)
- #805 614 W.Washington St. (MARY WILLIAMS HOUSE), ca. 1920-1925, SHOTGUN, rectangular plan one story house with vinyl siding, gable front with porch under main gable supported by wrought iron columns. (CONDITIONAL - CONTRIBUTING)
- #806 624 W.Washington St. ca. 1920-1925, SHOTGUN, rectangular plan one story house with asbestos shingle siding, gable front with porch under main gable supported by square post. (CONDITIONAL - CONTRIBUTING)
- #808 706 W.Washington St. (MATTIE LASHLEY HOUSE) , ca. 1900-1905, 2 ROOM WITH CENTRAL CHIMNEY, rectangular plan one story house with asphalt siding, gable sides with gable over partial front porch. Note the double front entrance. (CONDITIONAL - CONTRIBUTING)
- #810 722 W.Washington St. ca. 1890-1895, FOLK NATIONAL, rectangular plan one story house with asbestos shingle siding, cross-galbe roof with shed roof over porch supported by double post. (CONDITIONAL - CONTRIBUTING)

United States Department of the Interior  
National Park Service

**National Register of Historic Places  
Inventory—Nomination Form**



Continuation sheet

Item number 7

Page 208

---


**BLOCK NO. "J" : CONTAINING NUMBERS AS LISTED BELOW  
(NON - CONTRIBUTING)**

---

- #787 318 Dickerson Ave., built in 1985-1986, MODERN CONTEMPORARY STYLE, one story brick-veneer house with cross-hipped roof. (NON - CONTRIBUTING)
- #801 344 Dickerson Ave. ca. 1955-1960, MODERN STYLE, rectangular plan one story house with aluminium siding, gable sides. (NON - CONTRIBUTING)
- #807 630 W. Washington St. (MARY HICKS HOUSE), ca. 1960-1965, MODERN RANCH STYLE, rectangular plan one story brick-veneer house with low pitch hipped roof. Note the aluminium awnings over windows and stoop. (NON - CONTRIBUTING)

United States Department of the Interior  
National Park Service

**National Register of Historic Places  
Inventory—Nomination Form**



Continuation sheet

Item number 7

Page 209

---


**BLOCK NO. "K" : CONTAINING NUMBERS AS LISTED BELOW  
(CONTRIBUTING)**

---

- #811 541 W.Washington St., ca. 1925-1930, FOLK NATIONAL, rectangular plan one story house with plain weatherboard siding, gable front with shed roof over porch. Note the unenclosed eaves and the exposed roof rafters. (CONTRIBUTING)
- #813 537 W.Washington St. (WALTER SNIPES HOUSE) ca. 1915-1920, CRAFTSMAN STYLE, rectangular plan one story house with plain weatherboard siding, split front gable with porch gable supported by tapered columns atop brick pedestals. Note the screened-in porch and the exposed rafters. (CONTRIBUTING)
- #814 537 1/2 W.Washington St., ca. 1905-1910, 2 ROOM WITH CENTRAL CHIMNEY, rectangular plan one story house with plain weatherboard siding, gable sides with gable over screened-in porch. Note the addition to the left side of house. (CONTRIBUTING)

**United States Department of the Interior  
National Park Service**

**National Register of Historic Places  
Inventory—Nomination Form**



Continuation sheet

Item number 7

Page 210

---


**BLOCK NO. "K" : CONTAINING NUMBERS AS LISTED BELOW  
(CONDITIONAL - CONTRIBUTING)**

---

- #815 509 W. Washington St. (DOCK CHESTER HOUSE), ca. 1880-1885, VENACULAR , L shape plan one story house with asphalt siding gable front portion was a 2 room with central chimney plan adapted to a 2 room with central hall plan having end chimneys, inset porch with shed roof supported by large square post. (CONDITIONAL - CONTRIBUTING)

**United States Department of the Interior  
National Park Service**

**National Register of Historic Places  
Inventory—Nomination Form**



Continuation sheet

Item number 7

Page 211

---


**BLOCK NO. "K" : CONTAINING NUMBERS AS LISTED BELOW  
(NON - CONTRIBUTING)**

---

#812 605 W. Washington St. (M. C. DIXON LUMBER CO., INC.), ca. 1950-1955, COMMERCIAL STYLE, lumber supply complex with brick-veneer facade with remaining portion being plain weatherboard siding, gable front with recent addition having flat roof.  
(NON - CONTRIBUTING)

United States Department of the Interior  
National Park Service

National Register of Historic Places  
Inventory—Nomination Form



Continuation sheet

Item number 7

Page 212

---


**BLOCK NO. "L" : CONTAINING NUMBERS AS LISTED BELOW**  
**(CONTRIBUTING)**

---

- #818 401 W. Washington St. (MATTIE ALLEN HOUSE), ca. 1900-1905, 2 ROOM WITH CENTRAL CHIMNEY, rectangular plan one story house with plain weatherboard siding, gable sides with flat roof over porch supported by round post atop Craftsman style brick pedestals. Note the cross-gable rear addition. (CONTRIBUTING)
- #819 430 Dale Rd. (JAMES LEE HOUSE), ca. 1840-1845, GULF COAST COTTAGE FORM WITH FEDERAL GREEK REVIVAL FEATURES, extended hall and parlor plan one story house with large ship lap siding on the front and plain weatherboard siding through the remaining portions, gable sides with rear shed addition, porch is under main gable supported by square columns connected across the bottom by balustrade. Note the transom with sidelights, the front wing addition and the fallen chimney on left side. (CONTRIBUTING)
- #822 416 Russell's Alley, ca. 1895-1900, 2 ROOM WITH CENTRAL CHIMNEY, rectangular plan one story house with plain weatherboard siding, gable sides with gable over front porch supported by square post. Note the double front entrance. (CONTRIBUTING)
- #823 418 Russell's Alley, ca. 1895-1900, FOLK NATIONAL - GABLE FRONT FAMILY, rectangular plan with left side addition, one story house with ship lap siding on the front and plain weatherboard siding throughout the remaining portions, gable front with gable over porch. (CONTRIBUTING)

**United States Department of the Interior  
National Park Service**

**National Register of Historic Places  
Inventory—Nomination Form**



Continuation sheet

Item number 7

Page 213

---


**BLOCK NO. "L" : CONTAINING NUMBERS AS LISTED BELOW  
(CONDITIONAL - CONTRIBUTING)**

---

- #820 400 Russell's Alley, ca. 1900-1905, 2 ROOM WITH CENTRAL CHIMNEY, rectangular plan one story house with aluminium siding, gable sides with shed roof over porch supported by square post. Note the double front entrance. (CONDITIONAL - CONTRIBUTING)
- #821 412 Russell's Alley, (LUTURIA ROSS), ca. 1900-1905, 2 ROOM WITH CENTRAL CHIMNEY, rectangular plan one story house with Aluminium siding, gables sides with aluminium awning over porch supported by Craftsman style tapered columns atop brick pedestals. Note the double front entrance. (CONDITIONAL - CONTRIBUTING)

**United States Department of the Interior  
National Park Service**

**National Register of Historic Places  
Inventory—Nomination Form**



Continuation sheet

Item number 7

Page 214

---


**BLOCK NO. "L" : CONTAINING NUMBERS AS LISTED BELOW  
(NON - CONTRIBUTING)**

---

- #816 430 Russell's Alley (RAFE MORRIS HOUSE), ca. 1970-1975, MODERN STYLE, rectangular plan one story house with fibre board siding, gable front. (NON - CONTRIBUTING)
  
- #817 424 McRay Ave. (HERBERT HICKS HOUSE), ca. 1945-1950. MODERN DUPLEX, rectangular plan one story house, jumbo concrete brick construction, split front gable. Note the two front entrances. (NON - CONTRIBUTING)

United States Department of the Interior  
National Park Service

**National Register of Historic Places  
Inventory—Nomination Form**



Continuation sheet

Item number 7


Page 215

**BLOCK NO. "M": CONTAINING NUMBERS AS LISTED BELOW  
(CONTRIBUTING)**

- #824 403 Russell's Alley, (JOHN HAWKINS HOUSE), ca. 1895-1900, 2 ROOM WITH CENTRAL CHIMNEY - HIPPED FAMILY, rectangular plan one story house with plain weatherboard siding, hipped roof with shed roof over porch supported by square post. Note the double front entrance. (CONTRIBUTING)
- #825 411 Russell's Alley, (ADDIE M. TURNER HOUSE), ca. 1900-1905, 4 ROOM WITH GABLE SIDES, rectangular plan one story house with plain weatherboard front and ship lap side, gables sides with shed roof over porch supported by square post. Note the rear addition. (CONTRIBUTING)
- #826 417 Russell's Alley, (ANNIE M. HILL HOUSE), ca. 1895-1900, 2 ROOM WITH CENTRAL CHIMNEY - HIPPED FAMILY, rectangular plan one story house with plain weatherboard siding, hipped roof with front gable over porch supported by square post. Note the double front door and the shed (rear) addition. (CONTRIBUTING)
- #831 424 Simmonn's Alley, (DAN MATIN HOUSE), ca. 1930-1935, FOLK NATIONAL - GABLE SIDE FAMILY, rectangular plan one story house with ship lap siding, gable sides with shed roof over porch having central cross-gable supported by double square post. (CONTRIBUTING)
- #834 446 Dale Rd., (S.O. CORBETT HOUSE), ca. 1890-1895, FOLK NATIONAL - GABLE FRONT WITH WING PLAN, one story house with plain weatherboard siding, shed roof over porch. Note the 2 ridge chimneys and the unusual pediment above the front window. (CONTRIBUTING)

**United States Department of the Interior  
National Park Service**

**National Register of Historic Places  
Inventory—Nomination Form**



Continuation sheet

Item number 7

Page 216

---


**BLOCK NO. "M": CONTAINING NUMBERS AS LISTED BELOW  
(CONDITIONAL - CONTRIBUTING)**

---

- #827 425 Russell's Alley, (JOHNNY DENNARD HOUSE), ca. 1895-1900, 2 ROOM WITH CENTRAL CHIMNEY - HIPPED FAMILY, rectangular plan one story house with plain weatherboard siding and new texture lll siding, hipped roof with shed roof over porch. Note the new side addition. (CONDITIONAL - CONTRIBUTING)
- #830 430 Simmon's Alley, (JAMES JETT HOUSE), ca. 1895-1900, 2 ROOM WITH CENTRAL CHIMNEY, rectangular plan one story house with fibre board siding, gable sides with gable over front porch supported by square post atop pedestals. Note the double front entrance and the shed (rear) addition. (CONDITIONAL - CONTRIBUTING)
- #832 416 Simmon's Alley, ca. 1895-1900, 2 ROOM WITH CENTRAL CHIMNEY, rectangular plan one story house with asphalt siding, gable sides with front gable over porch supported by square post. Note the double front entrance and the shed (rear) addition. (CONDITIONAL - CONTRIBUTING)
- #833 412 Simmon's Alley, (GEORGIA WYLIE), ca. 1895-1900, 2 ROOM WITH CENTRAL CHIMNEY, rectangular plan one story house with aluminium siding, gable sides with shed roof over partially screened-in front porch. Note the double front entrance and the shed (rear) addition. (CONDITIONAL - CONTRIBUTING)

**United States Department of the Interior  
National Park Service**

**National Register of Historic Places  
Inventory—Nomination Form**



Continuation sheet

Item number 7

Page 217

---


**BLOCK NO. "M": CONTAINING NUMBERS AS LISTED BELOW  
(NON - CONTRIBUTING)**

---

- #828 429 Russell's Alley (FIRST BORN CHURCH), ca. 1950-1955, MODERN, rectangular plan one story concrete block building, gable front with gable over stoop. (NON - CONTRIBUTING)
  
- #829 429 Russell's Alley, (FIRST BORN CHURCH PARSONAGE), ca. 1945-1950, FOLK NATIONAL - GABLE FRONT FAMILY, rectangular plan one story house with fibre board siding, gable front with gable over stoop. (NON - CONTRIBUTING)

United States Department of the Interior  
National Park Service

National Register of Historic Places  
Inventory—Nomination Form



Continuation sheet

Item number 7


Page 218

**BLOCK NO."N": CONTAINING NUMBERS AS LISTED BELOW  
(CONTRIBUTING)**

- #835 219 W.Washington St., ca. 1890-1895, FOLK NATIONAL - HALL AND PARLOR FAMILY, rectangular plan one story house with plain weatherboard siding, gable sides with shed roof over porch supported by double square . Note the end chimney and the shed (rear) addition. (CONTRIBUTING)
  
- #836 221 W.Washington St. , ca. 1890-1895, FOLK NATIONAL - HALL AND PARLOR FAMILY, rectangular plan one story house with plain weatherboard siding, gable sides, porch has been removed along with the side chimney. (CONTRIBUTING)
  
- #837 223 W.Washington St. (DIXIE T.V. REPAIR), ca. 1895-1900, OLD DRY - GOODS STORE, rectangular plan one story building with board and batten siding, raised store front hiding front gable, shed roof extends entire front facade and is supported by braced square post. (CONTRIBUTING)
  
- #838 419 Dale Rd. (COLLIER HATFIELD HOUSE), ca. 1885-1890, ONE STORY - HIPPED ROOF - VENACULAR, rectangular plan one story house with plain weatherboard siding, hipped roof with central gable dormer added, porch is under main hip, supported by square columns connected across the bottom by balustrade. Note the transom with sidelights. (CONTRIBUTING)
  
- #841 443 Dale Rd.,ca. 1905-1910, ONE STORY HIPPED FAMILY, rectangular plan one story house with plain weatherboard siding hipped roof with shed roof over porch supported by square post. Note the end chimney (right side). (CONTRIBUTING)
  
- #843 517 Dale Rd., (EUNICE JOHNSON HOUSE), ca. 1925-1930, LATE CRAFTSMAN STYLE, rectangular plan one story house with plain weatherboard siding, gable front wing with roof over porch supported by square columns. Note the unenclosed eaves and exposed roof rafters. (CONTRIBUTING)
  
- #844 525 Dale Rd. ( OLD STORE BUILDING), ca. 1920-1925, STORE BUILDING, rectangular plan one story building with plain weatherboard siding, gable front. Note the solid wooden shutters. (CONTRIBUTING)
  
- #845 527 Dale Rd., ca. 1910-1915, ONE STORY - HIPPED FAMILY, rectangular plan one story house with plain weatherboard siding, hipped roof with central hipped dormer added, flat roof over porch supported by Craftsman style tapered columns atop brick pedestals. (CONTRIBUTING)

**United States Department of the Interior  
National Park Service**

**National Register of Historic Places  
Inventory—Nomination Form**



Continuation sheet


Item number 7

Page 219

- #846 242 Davis St. ca. 1905-1910, FOLK NATIONAL - GABLE FRONT WITH WING PLAN, one story house with ship lap siding, shed roof over porch supported by wooden post. Presently under rehabilitation. (CONTRIBUTING)
- #847 228 Davis St., (EDDIE BASS HOUSE), ca. 1920-1925, LATE CRAFTSMAN STYLE, rectangular plan one story house with ship lap siding, Jerkinhead roof with frontal gable over porch supported by metal columns. Note the shed (rear) addition. (CONTRIBUTING)
- #848 224 Davis St., (WALTER JONES HOUSE), ca. 1895- 1900, 2 ROOM WITH CENTRAL CHIMNEY, rectangular plan one story house with plain weatherboard siding, gable sides with shed roof over porch supported by Craftsman style tapered columns atop brick pedestals. Note the double front entrance. (CONTRIBUTING)
- #849 216 Davis St. ca. 1900-1905, FOLK NATIONAL - HALL AND PARLOR FAMILY, rectangular plan one story house with plain weatherboard siding, gable sides with shed roof over porch supported by square post. Note the rear addition. (CONTRIBUTING)
- #855 215 W.Washington St., ca. 1900-1905, FOLK NATIONAL - HALL AND PARLOR FAMILY, rectangular plan one story house with plain weatherboard siding, gable sides with shed roof over front porch supported by double post. Note the end chimney on left side of house (CONTRIBUTING)

**United States Department of the Interior  
National Park Service**

**National Register of Historic Places  
Inventory—Nomination Form**



Continuation sheet

Item number 7

Page 220

---


**BLOCK NO. "N" : CONTAINING NUMBERS AS LISTED BELOW  
(CONDITIONAL - CONTRIBUTING)**

---

- #839 429 Dale Rd. (JOSEPH R. JAMES HOUSE), ca. 1900-1905, 2 ROOM WITH CENTRAL CHIMNEY (rear portion) and ca. 1915-1920, PYRAMIDAL FAMILY (front portion), rectangular original plans connected to make a L-shape, vinyl siding on all portions of the house, Craftsman style porch runs the length of the front facade having tapered columns atop brick pedestals to support the flat roof. (CONDITIONAL - CONTRIBUTING)

United States Department of the Interior  
National Park Service

National Register of Historic Places  
Inventory—Nomination Form



Continuation sheet

Item number 7

Page 221

---


**BLOCK NO. "N" : CONTAINING NUMBERS AS LISTED BELOW**  
**(NON - CONTRIBUTING)**

---

- #840 437 Dale Rd. (WALTER BRUTLEY HOUSE), ca. 1975-1980, MODERN RANCH STYLE, L-shape plan one story brick-veneer house with cross-gable roof. (NON - CONTRIBUTING)
  
- #842 509 Dale Rd., (SADIE TENNILLE HOUSE), ca. 1980-1985, MODERN RANCH STYLE, rectangular plan one story brick-veneer house with low pitch hipped roof. (NON - CONTRIBUTING)
  
- #850 205 Davis St., (LULA TOWNSEND HOUSE), ca. 1965-1970, MODERN RANCH STYLE, rectangular plan one story house with fibre board siding, low pitch gable sides, eave extension over stoop. (NON - CONTRIBUTING)
  
- #851 108 Oakland Ave., (ARNOLD EUBANKS HOUSE), ca. 1960-1965, MODERN RANCH STYLE, rectangular plan one story house with asbestos shingle siding, low pitch gable sides. (NON - CONTRIBUTING)
  
- #852 106 Oakland Ave., (FRANCES BLANKENSHIP HOUSE), ca. 1960-1965, MODERN RANCH STYLE, rectangular plan one story house with asbestos shingle siding, low pitch gable sides. (NON - CONTRIBUTING)
  
- #853 104 Oakland Ave., (CHARLES JOHNSON HOUSE), ca. 1960-1965, MODERN RANCH STYLE, rectangular plan one story house with asbestos shingle siding, low pitch cross-gable roof. (NON - CONTRIBUTING)
  
- #854 102 Oakland Ave. (FRANK CHAMPION HOUSE), ca. 1960-1965, MODERN RANCH STYLE, rectangular plan one story house with asbestos shingle siding, low pitch gable sides. (NON - CONTRIBUTING)

United States Department of the Interior  
National Park Service

National Register of Historic Places  
Inventory—Nomination Form



Continuation sheet

Item number 7


Page 222

**BLOCK NO. "0" : CONTAINING NUMBERS AS LISTED BELOW  
(CONTRIBUTING)**

- #856 143 W. Washington St., (CORA LEE GRIFFIN HOUSE), ca. 1885-1890, ONE STORY - HIPPED ROOF, rectangular plan one story house with plain weatherboard siding, hipped roof with roof over porch supported by double square post. Note the transom with sidelights and the left (side) addition. (CONTRIBUTING)
  
- #864 508 S. Eufaula Ave., ca. 1910-1915, 2 ROOM WITH CENTRAL CHIMNEY, rectangular plan one story house with plain weatherboard siding, gable sides, flat roof over porch supported by Craftsman style tapered columns atop brick pedestals connected across the bottom by trellis work balustrade. Note the cross-gable rear and the shed addition. (CONTRIBUTING)
  
- #865 512 S. Eufaula Ave. ca. 1905-1910, OLD STORE BUILDING, rectangular plan one story wood frame store with ship lap siding, gable front hidden by raised storefront facade. Note the exposed roof rafters and the new trellis work porch and the aluminium awning. (CONTRIBUTING)
  
- #869 530 S. Eufaula Ave., (ROY ANDREWS HOUSE), ca. 1895-1900, VICTORIAN, rectangular plan one story house with plain weatherboard siding, steep pitch hipped roof with flat roof over porch supported by turned post. (CONTRIBUTING)
  
- #870 536 S. Eufaula Ave. (BEN CLEMENTS HOUSE), ca. 1900-1905, HIPPED WITH CENTRAL CHIMNEY, rectangular plan one story house with plain weatherboard siding, hipped roof with roof over porch supported by round post. Note the double front entrance. (CONTRIBUTING)
  
- #873 120 Davis St. ca. 1905-1910, 2 ROOM AND KITCHEN WITH CENTRAL CHIMNEY - CROSS-HIPPED FAMILY, L-shape plan one story house with plain weatherboard siding, cross-hipped roof with kitchen to the rear, roof over porch supported by square post. Note the double front entrance. (CONTRIBUTING)
  
- #874 122 Davis St., (H.B. HAGLER HOUSE), ca. 1905-1910, 2 ROOM WITH CENTRAL CHIMNEY, rectangular plan one story house with plain weatherboard siding, gable sides with shed roof over porch supported by large square post. Note the double front entrance and the shed (rear) addition. (CONTRIBUTING)

**United States Department of the Interior  
National Park Service**

**National Register of Historic Places  
Inventory—Nomination Form**



Continuation sheet


Item number 7

Page 223

- #875 126 Davis St., (ROY EVANS HOUSE), ca. 1925-1930, LATE CRAFTSMAN STYLE, rectangular plan one story house with ship lap siding, split-gable front with extended roof over porch and side carport. Note the exposed roof rafters and the unenclosed eaves. (CONTRIBUTING)
- #876 128 Davis St., (LOIS SEGARS HOUSE), ca. 1925-1930, LATE CRAFTSMAN STYLE, rectangular plan one story house with ship lap siding, split-gable front with porch under frontal gable supported by large square post. Note the cross-gable (side carport). (CONTRIBUTING)
- #877 136 Davis St., (HENRY P. JIMMERSON HOUSE), ca. 1900-1905, FOLK NATIONAL - HALL AND PARLOR FAMILY, rectangular plan one story house with plain weatherboard siding, gable sides with shed roof over porch supported by large square post. Note the end chimney. (CONTRIBUTING)
- #881 435 Oakland Ave., ca. 1925-1930, LATE CRAFTSMAN STYLE, rectangular plan one story house with ship lap siding, gable sides with flat extension over porch supported by square post. Note the unenclosed eaves and the exposed roof rafters. (CONTRIBUTING)
- #882 433 Oakland Ave., ca. 1925-1930, LATE CRAFTSMAN STYLE, rectangular plan one story house with ship lap siding, gable sides with shed roof over porch supported by square post. Note the unenclosed eaves and the exposed roof rafters. (CONTRIBUTING)
- #883 431 Oakland Ave., ca. 1925-1930, LATE CRAFTSMAN STYLE, rectangular plan one story house with ship lap siding, gable sides with flat roof over porch supported by double post. Note the unenclosed eaves and the exposed roof rafters. (CONTRIBUTING)
- #884 429 Oakland Ave. ca. 1925-1930, LATE CRAFTSMAN STYLE, rectangular plan one story house with ship lap siding, gable sides with flat roof over porch supported by double post. Note the unenclosed eaves and the exposed roof rafters. (CONTRIBUTING)

**United States Department of the Interior  
National Park Service**

**National Register of Historic Places  
Inventory—Nomination Form**



Continuation sheet

Item number 7

Page 224

- 
- #886 425 Oakland Ave., ca. 1895-1900, FOLK NATIONAL - GABLE FRONT WITH WING PLAN, one story house with plain weatherboard siding, shed roof over porch supported by double post. Note the 9 over 9 windows. (CONTRIBUTING)
- #887 423 Oakland Ave., ca. 1930-1935, GABLE FRONT - DUPLEX PLAN, rectangular plan one story house with ship lap siding, gable front with flat roof over porch supported by doubled post. Note the double front entrance. (CONTRIBUTING)

**United States Department of the Interior  
National Park Service**

**National Register of Historic Places  
Inventory—Nomination Form**



Continuation sheet

Item number 7


Page 225

**BLOCK NO."0" : CONTAINING NUMBERS AS LISTED BELOW  
(CONDITIONAL - CONTRIBUTING)**

- #857 141 W.Washington St., ca. 1910-1915, FOLK NATIONAL, rectangular plan one story house with asbestos shingle siding, gable sides with shed roof over porch supported by metal columns. Note the gable side (rear) addition.(CONDITIONAL - CONTRIBUTING)
  
- #859 127 W.Washington St. (E - Z CAR WASH STORAGE), ca. 1885-1890, FOLK NATIONAL - GABLE FRONT WITH WING PLAN, one story house with asbestos shingle siding, shed roof over porch supported by metal columns. Note the segmental arch window (left) front facade and the cornice returns. (CONDITIONAL - CONTRIBUTING)
  
- #861 115 W.Washington St. (LUTTREE JONES HOUSE), ca. 1900-1905, 2 ROOM WITH CENTRAL CHIMNEY (MODIFIED), rectangular plan one story house with asbestos shingle siding, gable sides with frontal gable over porch . Note the removal of one front door , also note the 3 over 1 windows and the columns atop brick pedestals, all lending the house a Craftsman look. (CONDITIONAL - CONTRIBUTING)
  
- #863 432 S.Eufaula Ave., ca. 1930-1935, OLD STORE BUILDING, rectangular plan one story brick store with gable front replaced with new Mansard facade. (CONDITIONAL - CONTRIBUTING)
  
- #871 542 S.Eufaula Ave., (HATTIE CLEMENTS HOUSE), ca. 1905-1910, HIPPED WITH CENTRAL CHIMNEY, rectangular plan one story house with asbestos shingle siding, hipped roof with flat roof over porch supported by chamfered post. Note the double front entrance. (CONDITIONAL - CONTRIBUTING)
  
- #879 447 Oakland Ave. ca. 1910-1915, FOLK NATIONAL - GABLE SIDE FAMILY, rectangular plan one story house with asbestos shingle siding, gable sides with roof over porch supported by metal post. Note the shed (rear) addition and the removal of the end chimney. (CONDITIONAL - CONTRIBUTING)
  
- #880 445 Oalkand Ave., ca. 1920-1925, FOLK NATIONAL - GABLE SIDE FAMILY, rectangular plan one story house with asbestos shingle siding, gable sides with gable front over porch supported by diamond work post. Note the end chimney and the shed (rear) addition. (CONDITIONATL - CONTRIBUTING)

**United States Department of the Interior  
National Park Service**

**National Register of Historic Places  
Inventory—Nomination Form**



Continuation sheet

Item number 7

Page 226

---

**BLOCK NO."O" : CONTAINING NUMBERS AS LISTED BELOW**


---

**(NON - CONTRIBUTING)**

- #858 133 W.Washington St. (E - Z CAR WASH), ca. 1975-1980, MODERN, rectangular plan one story brick structure, with gable sides, 5 washing bays. (NON - CONTRIBUTING)
  
- #860 117 W.Washington St., (AMANDA'S TRAILER PARK), ca. 1960-1965, MOBILE HOME, variety of mobile homes both single and double wide. (NON - CONTRIBUTING)
  
- #862 105 W.Washington St., (WASHINGTON STREET UNITED METHODIST CHURCH), built in 1955, GOTHIC REVIVAL, irregular plan one story brick church with gable front. Note the pointed arch windows and doors with keystone. (NON - CONTRIBUTING)
  
- #866 516 S.Eufaula Ave., ca. 1970-1975, MODERN, rectangular plan one story brick building, with flat built-up roof supported by bar-joist. (NON - CONTRIBUTING)
  
- #867 520 S.Eufaula Ave., (OFFICE PARK CENTER), ca. 1980-1985, MODERN, rectangular plan one story brick office complex, flat roof with Mansard accent. (NON - CONTRIBUTING)
  
- #868 528 S.Eufaula Ave., (ANDREWS TRAILER PARK), ca. 1965-1970, MOBILE HOMES, variety of single and double wide mobile homes. (NON - CONTRIBUTING)
  
- #872 112 Davis St., ( B & J HAIR DESIGN), ca. 1980-1985, MOBILE HOME, rectangular plan one story single-wide mobile home. (NON - CONTRIBUTING)
  
- #878 142 Davis St., (JOSEPH C. JIMMERSON STORE), ca. 1945-1950, MODERN STORE BUILDING, rectangular plan one story concrete block building with shed carport additions, gable front with hip over porch. (NON - CONTRIBUTING)
  
- #885 427 Oakland Ave. ca.1945-1950, MODERN STYLE WITH BROKEN PITCH GABLE, rectangular plan one story house with asbestos shingle siding, broken pitch side gables with front cross-gable over porch supported by wrought iron columns. (NON - CONTRIBUTING)

United States Department of the Interior  
National Park Service

National Register of Historic Places  
Inventory—Nomination Form



Continuation sheet

Item number 7


Page 227

**BLOCK NO. "P" : CONTAINING NUMBERS AS LISTED BELOW  
(CONTRIBUTING)**

- #891 437 S.Eufaula Ave., ca. 1895-1900, 2 ROOM WITH CENTRAL CHIMNEY, rectangular plan one story house with plain weatherboard siding, gable sides. Note the double front entrance and the rear kitchen addition with chimney. Presently under rehabilitation. (CONTRIBUTING)
- 892 110 E.Hunter St., ca. 1900-1905, 2 ROOM WITH CENTRAL CHIMNEY, rectangular plan one story house with plain weatherboard siding, gable sides with excellent shed (rear) addition, shed roof over porch supported by large square post connected across the bottom by balustrade. Note the double front entrance and the absence / removal of the central chimney. (CONTRIBUTING)
- #893 116 E.Hunter St. ca.1900-1905, 2 ROOM WITH CENTRAL CHIMNEY, rectangular plan one story house with plain weatherboard siding, gable sides with shed rear addition, roof over porch is supported by large square post. Note the double entrance and the absence/removal of the central chimney. (CONTRIBUTING)
- #894 430 S.Randolph Ave., ca. 1850-1855, (ORIGINALLY) 2 ROOM - GABLE SIDES - WITH END CHIMNEY, (PRESENTLY), rectangular plan one story house with plain weatherboard siding, gable sides with shed rear addition, end chimney (left side facade), cross-gable front extension over stoop with flat roof extensions on either side, all of which is supported by square columns. Note the addition to either side of original structure dating probably from about 1870-1875, also note the transom with sidelights. (CONTRIBUTING)
- #896 414 S.Randolph Ave., ca. 1900-1905, 2 ROOM WITH CENTRAL CHIMNEY, rectangular plan one story house with plain weatherboard siding, gable sides with flat roof over porch supported by square post. Note the double front entrance. (CONTRIBUTING)

**United States Department of the Interior  
National Park Service**

**National Register of Historic Places  
Inventory—Nomination Form**



Continuation sheet

Item number 7

Page 228

---

**BLOCK NO. "P": CONTAINING NUMBERS AS LISTED BELOW**


---

**(CONDITIONAL - CONTRIBUTING)**

- #888 121 E.Washington St., (GLADYS I. MCGILVARY HOUSE), ca. 1905-1910, 2 ROOM WITH CENTRAL CHIMNEY, rectangular plan one story house with aluminium siding, gable sides with gable front over porch supported by Craftsman style tapered columns atop brick pedestals. Note the double front entrance and the absence of the old central chimney. (CONDITIONAL - CONTRIBUTING)
- #897 408 S.Randolph Ave. ca.1900-1905, 2 ROOM WITH CENTRAL CHIMNEY, rectangular plan one story house with asbestos shingle siding, gable sides with shed (rear) addition, flat roof over porch with central front gable, supported by metal post. (CONDITIONAL - CONTRIBUTING)

**United States Department of the Interior  
National Park Service**

**National Register of Historic Places  
Inventory—Nomination Form**



Continuation sheet

Item number 7

Page 229

---


**BLOCK NO. "P" : CONTAINING NUMBERS AS LISTED BELOW  
(NON - CONTRIBUTING)**

---

- #889 409 S.Eufaula Ave., ca. 1980-1985, MODERN - PRE-ENGINEERED BUILDING, rectangular plan one story steel fabricated building with metal siding, flat roof. Used for an auto repair shop. Note the large bay door. (NON - CONTRIBUTING)
  
- #890 423 S.Eufaula Ave., (WHITMAN LAUNDRY & TIRES), ca. 1970-1975, MODERN STYLE COMMERCIAL, rectangular plan one story concrete block building with flat roof supported by bar-joist. (NON-CONTRIBUTING)
  
- #895 432 S.Randolph Ave. (McCLENNY FURNITURE) built in 1985, MODERN - PRE-ENGINEERED BUILDING, rectangular plan one story steel fabricated building, low pitch gable sides, metal siding, (NON - CONTRIBUTING)

**United States Department of the Interior  
National Park Service**

**National Register of Historic Places  
Inventory—Nomination Form**



Continuation sheet

Item number 7

Page 230

---


**BLOCK NO. "Q" : CONTAINING NUMBERS AS LISTED BELOW  
(CONTRIBUTING)**

---

- #898 408 S.Randolph Ave., ca.1890-1895, FOLK NATIONAL - GABLE FRONT WITH WING PLAN, one story house with plain weatherboard siding, shed roof over porch supported by metal post. Note the 9 over 9 windows. (CONTRIBUTING)
  
- #901 421 S.Randolph Ave. ca.1910-1915, SHOTGUN, rectangular plan one story house with ship lap siding, gable front with porch under main gable supported by square post. (CONTRIBUTING)
  
- #903 511 S.Randolph Ave., (NANCY SYLVESTER HOUSE), ca. 1880-1885, VENACULAR, rectangular plan two story house with ship lap siding, gable side roof, shed roof over porch supported by double post with jigsaw cut trim and brackets. Note the right side addition and the transom with sidelights. (CONTRIBUTING)
  
- #904 517 S.Randolph Ave., (MYRTLE JONES HOUSE), ca. 1890-1895, ONE STORY - HIPPED ROOF, rectangular plan one story house with plain weatherboard siding, hipped roof with flat roof over porch supported by square columns. Note the large chimney with stucco finish just off the center of the ridge line. (CONTRIBUTING)
  
- #905 525 S.Randolph Ave., ca. 1920-1925, GABLE FRONT - DUPLEX, rectangular plan one story duplex with plain weatherboard siding, gable front with porch under main gable supported by Craftsman style tapered columns. Note the double front entrance. (CONTRIBUTING)

**United States Department of the Interior  
National Park Service**

**National Register of Historic Places  
Inventory—Nomination Form**



Continuation sheet

Item number 7

Page 231

---


**BLOCK NO. "Q" : CONTAINING NUMBERS AS LISTED BELOW  
(CONDITIONAL - CONTRIBUTING)**

---

- #899 415 S.Randolph Ave., ca. 1900-1905, 2 ROOM WITH CENTRAL CHIMNEY, rectangular plan one story house with **asbestos** shingle siding, gable sides with added front cross-gable, flat roof over porch supported by Craftsman style tapered columns atop brick pedestals. Note the double front entrance and the central ridge chimney. (CONDITIONAL - CONTRIBUTING)
- #900 419 S.Randolph Ave. (JAMES DEVENNY HOUSE), ca. 1920-1925, LATE CRAFTSMAN STYLE, rectangular plan one story house with **asbestos** shingle siding, cross-gable roof with frontal gable over porch supported by metal columns atop brick pedestals. Note the unenclosed eaves and the exposed roof rafters. (CONDITIONAL - CONTRIBUTING)

United States Department of the Interior  
National Park Service

# National Register of Historic Places Inventory—Nomination Form



Continuation sheet

Item number 7

Page 232

---

**BLOCK NO. "Q" : CONTAINING NUMBERS AS LISTED BELOW**


---

**(NON - CONTRIBUTING)**

#902 439 S.Randolph Ave., ca. 1895-1900, FOLK NATIONAL - GABLE FRONT WITH WING PLAN, one story house with asphalt siding, front porch has been enclosed and is covered with vertical metal siding, front gable portion has been covered by vertical metal siding and a plate glass door added. (NON - CONTRIBUTING)

**United States Department of the Interior  
National Park Service**

**National Register of Historic Places  
Inventory—Nomination Form**



Continuation sheet

Item number 7

Page 233

---


**BLOCK NO. "R" : CONTAINING NUMBERS AS LISTED BELOW  
(CONTRIBUTING)**

---

#906 Hunter St., ca. 1910-1915, FOLK NATIONAL - HALL AND PARLOR FAMILY, rectangular plan one story house with plain weather-board siding, gable side with end chimney, flat roof over porch supported by Craftsman style double post atop brick pedestals. (CONTRIBUTING)

**United States Department of the Interior  
National Park Service**

**National Register of Historic Places  
Inventory—Nomination Form**



Continuation sheet

Item number 7

Page 234

---


**BLOCK NO. "R" : CONTAINING NUMBERS AS LISTED BELOW**  
**(CONDITIONAL - CONTRIBUTING)**

---

- #907 535 S.Randolph Ave., ca. 1855-1860, 2 ROOM WITH CENTRAL HALL, rectangular plan one story house with asbestos shingle siding, gable sides with rear cross-gable addition, end chimneys, shed roof over stoop supported by square post. Note the side-lights as well as the unusual stoop treatment. (CONDITIONAL - CONTRIBUTING)

**United States Department of the Interior  
National Park Service**

**National Register of Historic Places  
Inventory—Nomination Form**



Continuation sheet

Item number 7


Page 235

**BLOCK NO. "S" : CONTAINING NUMBERS AS LISTED BELOW  
(CONTRIBUTING)**

- #908 534 S.Randolph Ave. ca. 1870-1875, (ORIGINALLY) 2 ROOM WITH CENTRAL HALL, (THEN) EXPANDED TO INCLUDE AN ADDITIONAL ROOM THUS THE TWO FRONT DOORS, (1875), , rectangular plan one story house with plain weatherboard siding cat slide type roof with shed (rear) addition, flat roof over porch supported by metal post. Note the 9 over 9 windows. (CONTRIBUTING)
  
- #909 #129 Hunter St. ca 1885-1890, FOLK NATIONAL - GABLE FRONT FAMILY, rectangular plan one story house with plain weatherboard siding, gable front with shed roof over porch supported by square post. Note the central ridge chimney and the 9 over 9 windows. (CONTRIBUTING)
  
- #910 123 Hunter St., (H.M. BOOTH HOUSE), ca. 1885-1890, FOLK NATIONAL - GABLE FRONT FAMILY, rectangular plan one story house with shed roof over porch supported by square post. Note the 9 over 9 windows. (CONTRIBUTING)
  
- #911 115 Hunter St., (WILMA JIMMERSON HOUSE), ca. 1895-1900, DOUBLE FRONT ENTRANCE - HIPPED FAMILY, rectangular plan one story house with plain weatherboard siding,hipped roof with flat roof over porch supported by wrought iron columns. Note the shed (rear) addition. (CONTRIBUTING)
  
- #912 111 Hunter St., (BOBBIE HUGHES HOUSE), ca. 1865-1870, 2 ROOM WITH CENTRAL HALL, rectangular plan one story house with plain weatherboard siding, gable sides with (interior) end chimneys, shed roof over porch supported by square columns. Note the gable front additon. (CONTRIBUTING)

United States Department of the Interior  
National Park Service

**National Register of Historic Places  
Inventory—Nomination Form**



Continuation sheet

Item number 7

Page 236

---


**BLOCK NO. "T": CONTAINING NUMBERS AS LISTED BELOW  
(CONTRIBUTING)**

---

- #914 235 Davis St. (RUBY JOHNSON HOUSE), ca. 1900-1905, 2 ROOM WITH CENTRAL CHIMNEY - HIPPED FAMILY, rectangular plan with rear kitchen wing, one story house with plain weatherboard siding, hipped roof with rear cross-hip, shed roof over screened-in porch. Note the double front entrance. (CONTRIBUTING)
- #921 641 Stevens Ave., (CLEVELAND HICKS HOUSE), ca. 1900-1905, 2 ROOM WITH CENTRAL CHIMNEY- HIPPED, rectangular plan one story house with rear kitchen addition, plain weatherboard siding, hipped roof with rear cross-hip, hip roof over screen porch supported by doubled post. (CONTRIBUTING)

United States Department of the Interior  
National Park Service

**National Register of Historic Places  
Inventory—Nomination Form**



Continuation sheet

Item number 7

Page 237

---


**BLOCK NO. "T" : CONTAINING NUMBERS AS LISTED BELOW  
(CONDITIONAL - CONTRIBUTING)**

---

- #913 231 Davis St., ca. 1900-1905, 2 ROOM WITH CENTRAL CHIMNEY - HIPPED FAMILY, rectangular plan one story house with vertical metal siding over plain weatherboarding, hipped roof with central chimney, shed roof over porch supported by square post. Note the double front entrance. (CONDITIONAL - CONTRIBUTING)
- #916 615 Stevens Ave., (ROSA LEE FLOWERS HOUSE), ca. 1905-1910, 2 ROOM WITH CENTRAL CHIMNEY, rectangular plan one story house with asphalt siding, gable sides with shed roof over porch supported by square post. Note the double front entrance. (CONDITIONAL - CONTRIBUTING)
- #917 619 Stevens Ave., (MARY LEE ANDERSON HOUSE), ca. 1905-1910, 2 ROOM WITH CENTRAL CHIMNEY, rectangular plan one story house with asphalt siding, gable sides with shed roof over porch supported by square post. Note the double front entrance. (CONDITIONAL - CONTRIBUTING)

United States Department of the Interior  
National Park Service

National Register of Historic Places  
Inventory—Nomination Form



Continuation sheet

Item number 7

Page 238

---


**BLOCK NO. "T": CONTAINING NUMBERS AS LISTED BELOW**  
**(NON - CONTRIBUTING)**

---

- #915 239 Davis St., (JOHN SYLVESTER HOUSE), ca. 1970-1975, MODERN RANCH STYLE, rectangular plan one story brick-veneer house with low pitch gable-sides. (NON - CONTRIBUTING)
- #918 626 Stevens Ave., ca. 1960-1965, MODERN RANCH STYLE, rectangular plan one story house with fibre board siding, low pitch gable sides. (NON - CONTRIBUTING)
- #919 631 Stevens Ave. (WILLIE PETTY HOUSE), ca. 1960-1965, MODERN RANCH STYLE, rectangular plan one story house with fibre board siding, low pitch gable sides. (NON - CONTRIBUTING)
- #920 633 Stevens Ave., (MARY SMITH HOUSE), ca. 1920-1925, CRAFTSMAN STYLE, rectangular plan one story house, new brick-veneer facade over plain weatherboarding, split front gables. Note the knee braces under main gable. (NON - CONTRIBUTING)

United States Department of the Interior  
National Park Service

National Register of Historic Places  
Inventory—Nomination Form



Continuation sheet

Item number 7


Page 239

**BLOCK NO. "U" : CONTAINING NUMBERS AS LISTED BELOW  
(CONTRIBUTING)**

- #922 400 Stephenson St. (NELLIE LAVENDER HOUSE), ca. 1930-1935, LATE CRAFTSMAN STYLE, rectangular plan one story house with ship lap siding, gable sides with roof over porch supported by square post. (CONTRIBUTING)
- #925 412 Stephenson St., ca. 1920-1925, CRAFTSMAN STYLE rectangular plan one story house with ship lap siding, Jerkinhead roof with Jerkinhead extension over stoop. Note the unenclosed eaves and the exposed roof rafters. (CONTRIBUTING)
- #926 416 Stephenson St., ca. 1925-1930, LATE CRAFTSMAN STYLE, rectangular plan one story house with plain weatherboard siding, split front gables with porch extending the entire length of front facade, square columns support the porch roof. (CONTRIBUTING)
- #927 721 Dale Rd., ca. 1925-1930, LATE CRAFTSMAN STYLE, rectangular plan one story house with ship lap siding, gable sides with front gable extension over stoop. Note the unenclosed eaves and the exposed roof rafters. (CONTRIBUTING)
- #930 409 Zion Alley, ca. 1905-1910, 2 ROOM WITH CENTRAL CHIMNEY, rectangular plan with rear addition, one story house with plain weatherboard siding, gable sides with rear gable addition. Note the rear gable protruding above the original roof line, shed roof over porch supported by square columns. Note the double front entrance. (CONTRIBUTING)
- #934 613 Dale Rd., (JESSIE WATERS HOUSE), ca. 1900-1905, 2 ROOM WITH CENTRAL CHIMNEY, rectangular plan one story house with plain weatherboard siding, gable sides with shed roof addition, shed roof over partially screened-in front porch supported by wrought iron columns. Note the removal of central ridge chimney. (CONTRIBUTING)
- #935 609 Dale Rd., (WILLIE WRIGHT HOUSE), ca. 1890-1895, 2 ROOM WITH CENTRAL CHIMNEY, rectangular plan with right (side) shed addition, one story house with plain weatherboard siding, gable sides with pattern shingle work under gable, shed roof over porch supported by chamfered post. Note the double front entrance and the removal of central ridge chimney. (CONTRIBUTING)

**United States Department of the Interior  
National Park Service**

**National Register of Historic Places  
Inventory—Nomination Form**



Continuation sheet


Item number 7

Page 240

- #936 247 Davis St., (MARY ANN WILSON HOUSE), ca. 1895-1900, 2 ROOM WITH CENTRAL CHIMNEY, rectangular plan one story house with plain weatherboard siding, gable sides with shed roof over porch supported by turned post. Note the double front entrance and the shed (rear) addition. (CONTRIBUTING)
- #937 245 Davis St., ca 1895-1900, 2 ROOM WITH CENTRAL CHIMNEY, rectangular one story house with plain weatherboard siding, broken pitch gable sides with shed rear addition, flat roof over porch supported by Craftsman style tapered columns atop brick pedestals. Note the double front entrance and the removal of the central ridge chimney. (CONTRIBUTING)
- #938 612 Stevens Ave., (MARY DENNIS HOUSE), ca. 1900-1905, 2 ROOM CENTRAL CHIMNEY, rectangular plan with shed rear addition (badly burned) one story house with plain weatherboard siding, gable sides with shed roof over porch supported by Craftsman style square post atop brick pedestals. Note the double front entrance. (CONTRIBUTING)
- #941 634 Stevens Ave., (MAMMIE STREETEE HOUSE), ca. 1930-1935, LATE CRAFTSMAN STYLE, rectangular plan one story house with plain weatherboard siding, gable front with shed roof over partial front porch supported by square post atop brick pedestals. Note the unenclosed eaves and the exposed roof rafters. (CONTRIBUTING)
- #943 Randolph Avenue, (FAIRVIEW CEMETERY), c. 1836, encompassing approximately 35 acres, the cemetery has been owned and maintained by the City of Eufaula since 1918 and includes several sections originally developed by a number of local religious and fraternal groups. The entrance is marked by wrought iron gates flanked by urns set on brick pillars and a one-acre wooded park. A drive and landscaped paths lined with fieldstones circle the cemetery's collection of concrete, limestone and marble markers dating between the early 1830s and the 20th century. (CONTRIBUTING)

**United States Department of the Interior  
National Park Service**

**National Register of Historic Places  
Inventory—Nomination Form**



Continuation sheet

Item number 7

Page 241

---


**BLOCK NO. "U": CONTAINING NUMBERS AS LISTED BELOW  
(CONDITIONAL - CONTRIBUTING)**

---

- #924 408 Stephenson St., ca. 1920-1925, LATE CRAFTSMAN STYLE, rectangular plan one story house with asbestos shingle siding, gable sides, shed roof over porch supported by square columns atop brick pedestals. (CONDITIONAL - CONTRIBUTING)
  
- #928 715 Dale Rd., ca. 1910-1915, FOLK NATIONAL - SIDE GABLE FAMILY, rectangular plan one story house with vinyl siding, gable sides with end chimney, roof over screened-in porch is supported by large square post. Note the aluminium awning over windows and around front porch. (CONDITIONAL - CONTRIBUTING)
  
- #939 620 Stevens Ave. (CLINTON LEWIS HOUSE), ca. 1900-1905, 2 ROOM WITH CENTRAL CHIMNEY, rectangular plan one story house with asphalt siding, gable sides. Note the double front entrance. (CONDITIONAL - CONTRIBUTING)

United States Department of the Interior  
National Park Service

National Register of Historic Places  
Inventory—Nomination Form



Continuation sheet

Item number 7

Page 242

**BLOCK NO. "U" : CONTAINING NUMBERS AS LISTED BELOW  
(NON - CONTRIBUTING)**

- #923 404 Stephenson St., ca 1935-1940, ONE STORY - GABLE FRONT, rectangular plan one story jumbo brick house with gable front, shed roof over porch supported by square columns atop brick pedestals, Craftsman style influence. (NON - CONTRIBUTING)
- #929 415 Zion Alley, (DOLLIE O. TERRY HOUSE), ca. 1980-1985, MOBILE HOME, rectangular plan double-wide mobile home, with low pitch gable sides. (NON - CONTRIBUTING)
- #931 405 Zion Alley, (MARGARET MALLAAD HOUSE), ca. 1975-1980, MODERN RANCH STYLE, rectangular plan one story house with fibre board siding, low pitch gable sides. (NON - CONTRIBUTING)
- #932 401 Zion Alley, ca. 1970-1975, MODERN - GABLE FRONT, rectangular plan one story brick-veneer house with gable front, porch under main gable supported by wrought iron columns atop brick pedestals. (NON - CONTRIBUTING)
- #933 623 Dale Rd., (JIM J. MILES HOUSE), ca. 1975-1980, MODERN CONTEMPORARY STYLE, rectangular plan one story house with low pitch hipped roof. Note the bay window to the left of front entrance. (NON - CONTRIBUTING)
- #940 N.E. corner of Zion Alley and Stevens Ave., (ZION BAPTIST CHURCH), built in 1966, MODERN - CHURCH, rectangular plan one story brick church, gable front with steeple. (NON - CONTRIBUTING)
- #942 640 Stevens Ave. (CORNIE BYRD HOUSE), ca. 1950-1955, MODERN RANCH STYLE, rectangular plan one story brick-veneer house with hipped roof. Note the side carport under main hip supported by doubled square post atop brick pedestals. (NON - CONTRIBUTING)

# 8. Significance

Period	Areas of Significance—Check and justify below			
<input type="checkbox"/> prehistoric	<input type="checkbox"/> archeology-prehistoric	<input type="checkbox"/> community planning	<input type="checkbox"/> landscape architecture	<input type="checkbox"/> religion
<input type="checkbox"/> 1400-1499	<input type="checkbox"/> archeology-historic	<input type="checkbox"/> conservation	<input type="checkbox"/> law	<input type="checkbox"/> science
<input type="checkbox"/> 1500-1599	<input type="checkbox"/> agriculture	<input type="checkbox"/> economics	<input type="checkbox"/> literature	<input type="checkbox"/> sculpture
<input type="checkbox"/> 1600-1699	<input checked="" type="checkbox"/> architecture	<input type="checkbox"/> education	<input type="checkbox"/> military	<input type="checkbox"/> social/humanitarian
<input type="checkbox"/> 1700-1799	<input type="checkbox"/> art	<input type="checkbox"/> engineering	<input type="checkbox"/> music	<input type="checkbox"/> theater
<input checked="" type="checkbox"/> 1800-1899	<input checked="" type="checkbox"/> commerce	<input type="checkbox"/> exploration/settlement	<input type="checkbox"/> philosophy	<input type="checkbox"/> transportation
<input checked="" type="checkbox"/> 1900-	<input type="checkbox"/> communications	<input checked="" type="checkbox"/> industry	<input checked="" type="checkbox"/> politics/government	<input type="checkbox"/> other (specify)
		<input type="checkbox"/> invention		

**Specific dates** 1836-1936      **Builder/Architect** unknown

**Statement of Significance (in one paragraph)**

CRITERION C - ARCHITECTURE:

The Seth Lore Historic District is of statewide significance for the following reasons:

- . it encompasses one of the state's most coherent collections of intact, mid-to-late 19th century small-town commercial structures, including a relatively rare example of small-town Second Empire (Inv #313, Photo 2), and a fine mid-century cast iron-front bank building (Inv #295, Photo 8);
- . it has Alabama's most extensive collection of domestic Italianate architecture, including some of the state's finest examples of symmetrical-type Italianate villas, such as Inv #44, #163, and #437.
- . it is particularly rich in examples of a regional variation of a Greek Revival cottage, found primarily in the Chattahoochee Valley, and characterized by a hipped roof and recessed porch, as exhibited in Inv #61, #140-Photo 9, and #265-Photo 4. This regional form carries over into a later generation, but drops the Greek Revival details, as in the Miller-Anthorne-Williams House (Inv #575).

Also within the district are a number of individual structures of statewide architectural merit, including:

- . The Presbyterian Church (1869-#190, Photo 6), Alabama's oldest remaining—and possibly the first--High Victorian Gothic church building;
- . The Vicksburg and Brunswick Railroad Depot (#664-364, Photo 7), a rare, surviving late-19th century depot with strong Italianate influences;
- . The c. 1913 Post Office building (Inv #284, Photo 3), a very fine early example of Georgian Revival;
- . The Neo-classical Revival Shorter Mansion (Inv #85, NRHP 1/4/72);
- . The Foy-Beasley House (Inv #83, Photo 10) a particularly fine Queen Anne residence.

# 9. Major Bibliographical References

SEE PAGE 1 of ITEM 9

# 10. Geographical Data

Acree of nominated property 600 +

Quadrangle name Eufaula North

Quadrangle scale 1:24000

### UTM References

A	<u>1</u> <u>6</u>	<u>6</u> <u>7</u> <u>5</u> <u>7</u> <u>5</u> <u>10</u>	<u>3</u> <u>5</u> <u>3</u> <u>1</u> <u>0</u> <u>9</u> <u>10</u>
	Zone	Easting	Northing

B	<u>1</u> <u>6</u>	<u>6</u> <u>7</u> <u>6</u> <u>4</u> <u>6</u> <u>0</u>	<u>3</u> <u>5</u> <u>3</u> <u>0</u> <u>0</u> <u>1</u> <u>0</u>
	Zone	Easting	Northing

C	<u>1</u> <u>6</u>	<u>6</u> <u>7</u> <u>6</u> <u>6</u> <u>4</u> <u>0</u>	<u>3</u> <u>5</u> <u>2</u> <u>8</u> <u>8</u> <u>2</u> <u>0</u>
---	-------------------	---	--

D	<u>1</u> <u>6</u>	<u>6</u> <u>7</u> <u>4</u> <u>9</u> <u>0</u> <u>0</u>	<u>3</u> <u>5</u> <u>2</u> <u>8</u> <u>8</u> <u>7</u> <u>0</u>
---	-------------------	---	--

E	<u>1</u> <u>6</u>	<u>6</u> <u>7</u> <u>4</u> <u>5</u> <u>2</u> <u>0</u>	<u>3</u> <u>5</u> <u>2</u> <u>9</u> <u>2</u> <u>9</u> <u>0</u>
---	-------------------	---	--

F	<u>1</u> <u>6</u>	<u>6</u> <u>7</u> <u>4</u> <u>5</u> <u>2</u> <u>0</u>	<u>3</u> <u>5</u> <u>2</u> <u>9</u> <u>5</u> <u>8</u> <u>0</u>
---	-------------------	---	--

G	<u>1</u> <u>6</u>	<u>6</u> <u>7</u> <u>4</u> <u>7</u> <u>6</u> <u>0</u>	<u>3</u> <u>5</u> <u>3</u> <u>1</u> <u>0</u> <u>3</u> <u>0</u>
---	-------------------	---	--

H	<u> </u> <u> </u>	<u> </u> <u> </u> <u> </u> <u> </u> <u> </u> <u> </u>	<u> </u> <u> </u> <u> </u> <u> </u> <u> </u> <u> </u>
---	-------------------	---	---

### Verbal boundary description and justification

SEE PAGE 1 of ITEM 10

### List all states and counties for properties overlapping state or county boundaries

state	code	county	code
-------	------	--------	------

NA			
----	--	--	--

# 11. Form Prepared By

name/title Edward L. French, President  
French and Associates; Shirley D. Qualls, Cultural Resources Coordinator

organization Alabama Historical Commission date Feb. 3, 1986

street & number 725 Monroe Street telephone 205 261-3184

city or town Montgomery state Alabama

# 12. State Historic Preservation Officer Certification

The evaluated significance of this property within the state is:

national  state  local

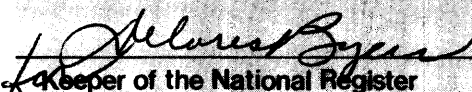
As the designated State Historic Preservation Officer for the National Historic Preservation Act of 1966 (Public Law 89-665), I hereby nominate this property for inclusion in the National Register and certify that it has been evaluated according to the criteria and procedures set forth by the National Park Service.

State Historic Preservation Officer signature 

title State Historic Preservation Officer date 7-3-86

### For NPS use only

I hereby certify that this property is included in the National Register


 Keoper of the National Register Entered in the National Register date 8-14-86

Attest: \_\_\_\_\_ date \_\_\_\_\_

Chief of Registration

**United States Department of the Interior  
National Park Service**

**National Register of Historic Places  
Inventory—Nomination Form**



Continuation sheet

Item number 8

Page 1

Subsequent evaluations of other structures within the district, as analyzed within a statewide context, may reveal additional properties of state significance.

The district is locally important as the city's largest concentration of early surviving commercial, industrial and domestic architecture, and for its good and representative examples of most of the major 19th and early 20th century styles and vernacular types found in the Chattahoochee Valley. Worthy of note are St. Luke's A.M.E. Church (Inv #551), and the Cowan-Ramser-White House (Inv #541)—two fine surviving Greek Revival structures; a good representation of various facets of Victorian eclecticism (Inv #117); and, a good local interpretation of the Carpenter Gothic house form, as suggested in (Inv #191, Photo 5).

CRITERIA A & B - POLITICS AND GOVERNMENT:

The Seth Lore and Irwinton Historic District is significant for its associations with the mid-19th century Southern Rights Club Movement which was locally advocated by the members of a powerful political coalition called the Eufaula Regency. The Regency's membership was comprised of a number of local politicians and attorneys including James Lawrence Pugh, (Inv #165), Eli S. Shorter (Inv #85), Jefferson Buford (Inv #582,) and John Gill Shorter (Inv #330) who lived and worked in the district.

Historically recognized by political critics of the period as "the most consistent secessionists in the state" the group, under the tutelage of William Lowndes Yancey, was intimately associated with the 1860 Democratic Party split which was one of the critical factors in delivering the presidential election for Lincoln and the newly emerged Republican Party.


The district is also of statewide significance for its associations with Gov. Chauncey Sparks (1884-1968) who lived (Inv #397) and worked (Inv #255) in the district while serving two terms in the State Legislature (1919-23 and 1931-39). Following his tenure as state governor (1943-47), he returned to Eufaula where he remained until his death. Lt. Gov. Charles S. McDowell, Jr. (1871-c. 1943) lived and maintained a residence in the district (Inv #391) while serving as a State Senator (1919-20) and as Lt. Governor (1923-27). Elias M. Kiels (c. 1822-c. 1885), a prominent Civil War-Reconstruction era political figure built his c. 1840's home (NRHP 1/21/83) in the district on Eufaula Street (relocated to Washington Street just beyond the district boundary in 1974), and had business interests in the downtown business district (INV #366). Noted as Barbour County's Radical Republican leader during the Reconstruction period he served as Eufaula's City Court Judge, and became the focus of scandalous rumors and threats during his bid for re-election in November, 1874, which resulted in the "Bloody Election Riots". Subsequent to the Congressional investigations which followed the riots, Kiels left Eufaula and never returned, signaling the end of the Radical Republican rule in Barbour County.

CRITERION A - INDUSTRY:

The Seth Lore and Irwinton Historic District contains several structures representative of the expansion of the cotton mill industry in the southeast during the late 19th century.

**United States Department of the Interior  
National Park Service**

**National Register of Historic Places  
Inventory—Nomination Form**



Continuation sheet

Item number 8

Page 2


From the 1880's throughout the early 20th century, most Southern towns actively sought industrial development, relying both on Northern and local capital. The 1888 Eufaula Cotton Mill (Inv #356) and the c. 1890 Chewalla Mill (Inv #662), which relied on a mixture of local and "outside" capital, are excellent examples of this trend.

CRITERION A - COMMERCE:

The Seth Lore and Irwinton Historic District contains a fine concentration of commercial structures dating from 1836 to 1936 that reflect the significance of Eufaula as an important regional commercial center during the 19th and early 20th centuries. As a major river port on the Lower Chattahoochee, Eufaula provided access to markets for the surrounding cotton-rich land in Alabama and Georgia during the mid-19th century, and was one of Alabama's most important commercial towns. With the arrival of rail lines beginning in the 1860's providing quicker access to cotton markets than the old river route, the town retained its importance as a regional trade center throughout the 19th and early 20th century.

**United States Department of the Interior  
National Park Service**

**National Register of Historic Places  
Inventory—Nomination Form**



Continuation sheet

Item number 8

Page 3

Historical Summary

The Seth Lore and Irwinton Historic District encompasses the 19th and early 20th century nucleus of Eufaula, and contains its earliest examples of commercial, industrial and residential development. Attracted to the rich river bottom lands along the Chattahoochee River, settlers moved into the area, increasingly infringing upon land occupied by the Creek Indian village called "U-fall-ah". This conflict between settlers and Indians in East Alabama led to the Creek Indian War, which ended in the Treaty of 1832, and was followed by the creation of Barbour County. In 1832 the town was chartered Irwinton in honor of Gen. William Irwin, who as a state senator used his political influence to secure a landing place for steamboats along the river in the town.

The location of the landing at Irwinton resulted in rapid growth. Export trade, with cotton as the main commodity, dominated the economic endeavor of the village. The planter communities surrounding Irwinton quickly identified the landing as a convenient point for transporting their cotton on steamboats by way of Appalachicola, Florida to the northern and European cotton markets. Serving much of the Chattahoochee Valley throughout the mid-19th century cotton-rich years, Irwinton became an important shipping and trade center in the southeast region of the state with virtually all its local commercial activities, ranging from marketing cotton to obtaining goods for planters, serving the cotton trade.

The portion of the town east of Orange Street to the river bank was bought by a Columbus, GA company owned by Francis W. Pugh and Churchwell Gorman. The land west of Orange Street was bought by Wellborn and Co. (later known as Summerville Land Co.). The company, composed of Gen. William Wellborn, Seth Lore, John Forsyth, Jr., Benjamin V. Iverson and Alfred Iverson, had blocks run off into lots, and then sold them at public auction.


A map dated 1836, illustrating the town plan of Irwinton, shows a grid-iron pattern with 43 blocks generally containing 8 lots each. Considered a quick and easy method of establishing city lots for sale, the grid-iron pattern was widely used during the early and mid-19th century in America. The Irwinton streets were developed along a north-south/east-west axis, beginning with old Front Street (Riverside Drive) along the bluff, and extending westward with long, wide north-south throughfares (Avenues) with blocks between 100 and 132 feet long, and east-west throughfares (Streets) with blocks 60 to 165 feet long. Close investigation reveals that the first letters of the four westernmost north-south avenues (Livingston, Orange, Randolph and Eufaula) spell L-O-R-E--possibly a tribute to Seth Lore who staked off the lots and streets. It was during this period that Irwinton's earliest surviving structure, the 1836 Tavern (Inv #528,) was built.

In 1843 the village name was changed to Eufaula because of the continuous mail confusions with Irwinton, Georgia. The town was not officially incorporated, however, until December 19, 1857.

About 1850, a fever epidemic caused Eufaula residents to begin moving and building up and along the hill. Most of the early two-story store-front business buildings were rolled uphill and placed along Broad and Barbour Streets, establishing what is today the town's central business district.

**United States Department of the Interior  
National Park Service**

**National Register of Historic Places  
Inventory—Nomination Form**



Continuation sheet

Item number 8

Page 4

The decade from 1850 to 1860 was a period of unrest in both state and national affairs. In Alabama politics, there were frequent changes in the predominance of the state's political parties and significant shifts in the allegiance of party members—but, the overwhelming development of the period involved a process of attempting to gradually convert Alabamians to the conviction that the formation of a Southern party was necessary in maintaining the South's "best interests."

The political leaders in southeast Alabama during the period, both Democratic and Whig, were becoming strong advocates for Southern Rights. In 1854, Eufaula became the political center of the Southeast Congressional District, following a redistricting act which placed Montgomery in the Central Alabama district. According to Lewy Dorman in his book, Party Politics in Alabama from 1850 through 1860 (1935, pg. 47), "The most advanced step towards secession came from the fire-eaters of southeast Alabama under the leadership of the "Eufaula Regency." Unique among the southern rights congregations, the Eufaulans were genuinely bipartisan because of a split in party allegiance during the 1849 congressional election campaign (Dorman, p. 35).


Referred to by newspapers statewide as the "War of the Roses", the 1849 campaign was "the match which lighted the first fire of the secession movement in Barbour County" (Walker, p. 164). James L. Pugh, a Eufaula attorney, supported by William Lowdnes Yancey ran as an independent Whig candidate opposing the incumbent, Alabama Whig Party leader H. W. Hillard of Montgomery. This breach, according to Dorman (p. 36) was the beginning of the disintegration of the Whig Party in the eastern counties of the Black Belt because the Eufaula Whigs united with the Democrats retaining, however, their loyalty to their Whig party principles and traditions.

J. Mills Thornton, III, in his analysis of party politics in Alabama during the period (Politics and Power in a Slave Society: Alabama, 1800-1860; 1978 p. 250-254) states that the Eufaula group was the third most radical group of fire-eaters in the state; however, "because they represented a one-issue coalition, and because they believed in a conscious policy of agitation, they were as radical as the most extreme fire-eater on the question of remaining aloof from the regular parties." Embracing long-term agitation to convert the entire electorate of Alabama to resistance, this powerful coalition of local lawyers and politicians such as Pugh (Inv #165), Jefferson Buford (Inv #582), Eli Shorter (Inv #85), John Gill Shorter (Inv #660), John Cochran, Edward C. Bullock and Lewis Llewellyn Cato (NRHP: 5/27/71) assembled throughout the decade giving support and strength to the efforts of generating interest in and establishing Southern Rights Clubs. Refusing to make any concessions to the Union, the Eufaula Regency maintained their position on secession, triumphing in their efforts at the 1860 National Democratic Convention in Charleston with a successful walk-out by the Alabama delegation.

After the war, Alabama was not readmitted to the Union until 1868 while under the Republican-directed and authored state constitution and Radical Republican Gov. William H. Smith (1868-70). This constitution reigned over Reconstruction Alabama until 1874 when Gov. George S. Houston (1874-78) was elected, signaling the beginning of the "Bourbon" rule and regain of state political domination by the Democrats.

Elias M. Kiels, Eufaula City Court Judge, was Barbour County's Republican Party leader during Reconstruction. A local merchant who conducted business "at the southwest

**United States Department of the Interior  
National Park Service**



**National Register of Historic Places  
Inventory—Nomination Form**

Continuation sheet

Item number 8

Page 5

corner of Broad and Eufaula Streets" (Walker, pp. 254-255), Kiels had served as City Court Judge beginning in 1870, and was allegedly elected by the dominating black vote. By 1872, the early signs of Republican overthrow became evident, and the Barbour County Democrats targeted Kiels because of his leniency toward black convict appeals, his efforts to appoint and support local black officials and candidates, and his relentless reprimands of the local attorneys and "prominent citizens" (Walker, pp. 251-260). In 1874 the movement against Kiels gained momentum when fifty white Eufaula citizens, several of whom had been active in the Eufaula Regency, issued "The Address of the Fifty," expressing outrage over Kiels actions and appealing for the support of the local citizens in impeaching him (Walker, p. 255).

As the November 3, 1874 election approached, Kiels, who was the Republican candidate for re-election, and his constituents received numerous threats from the "White Leaguers" organization. The White Leaguers organization was identified as a political society by Kiels (Walker, pp. 261-62). U. S. Marshall T. D. Patterson is cited by Kiels as a member of this group, while local histories also mention Gen. Alpheus Baker and L. M. McLaughlan as the leaders of the group. Baker was a prominent figure in the Eufaula Regency during the 1850's (Walker, pp. 261-62). In response, Kiels requested the appointment of deputy marshalls to supervise the election and the protection of Federal troops for the upcoming election. As suspected, election day turned into a battle with riots between Republican and Democrat voters in both Eufaula and Spring Hill. Although the Republicans claimed the election victory, a number of voters on both sides were severely wounded by gunfire and many killed, including Kiels' 16 year old son. An appeal for Kiels' impeachment was submitted immediately to the state legislature. The "Bloody Election Riot of 1874" at Spring Hill was placed under congressional investigation, gaining it national attention. Kiels fled to Washington, resigning his post. The episode marked the end of Republican domination in the county.


Eufaula's post-war period was the beginning of the first of two waves of considerable economic expansion during the late 19th century. The uncommon concentration of elaborate buildings contained in the district reflect the rhythm of Eufaula's economy during the period, and provides physical evidence of the range of wealth and the developments that contributed to the local prosperity.

First, Eufaula was not along the path of destruction during the Civil War as were many other southern cities and towns; therefore, it was spared the fate of post-war rebuilding. Instead, Eufaula experienced a surge of full-range building (residential, commercial and institutional) beginning in the late 1860's (such as Inv #45, 511, 190, 250 and 252) which increased steadily during the 1870's in both number and refinement (Inv #112, 115, 117, 141 and 131). Throughout the 1880's and during the early and mid-1890's Eufaula building peaked and a large number of elaborate Victorian-influenced constructions were built, marking the local success of the textile enterprises.

Second, the city's location on the banks of the Chattahoochee made it a competing point for railroads. The success of Eufaula's pre-war regional transfer system of river shipping and land caravans had already secured a good grip on traffic for parts of three states (Alabama, Georgia and Florida), as well as a concentrated hold on the commerce of Alabama's Wiregrass District (excluding Ozark, Geneva and Abbeville) as merchants in the

**United States Department of the Interior  
National Park Service**

**National Register of Historic Places  
Inventory—Nomination Form**



Continuation sheet

Item number 8

Page 6

surrounding communities received their New York and New Orleans river freight by way of Eufaula. Following the War, this commercial traffic was further facilitated by the construction of a railroad bridge (completed in 1865) which linked the city to the Southwestern Railroad of Georgia providing quicker and more direct access to the north and east. South, west and northwest connections were supplied by the Montgomery and Eufaula line, while the 21 mile Brunswick and Vicksburg line cut the 49 mile distance to the county seat in half. Local historian Anne Walker (Backtracking... p. 289) quotes J.A.B. Besson, a late 19th century local historian, stating that in the 1870's "Seventy-five thousand people were drawing supplies directly or indirectly from Eufaula". Besson credits the success of local businessmen for this development, citing McNab, Couric and Link as regionally recognized suppliers, investors and brokers. By 1880 Eufaula's shipping was functional and well-established. The January 20, 1880 issue of the "Eufaula Times and News" boasts that "The arrival daily of five different trains and nearly as many steamboats gives some idea of the vast amount of goods and travel that reach Eufaula. On the Alabama side, wagons, loaded with products of the farms, come from 80 miles around, sell out and return loaded with necessary supplies. The river traffic is wonderful!" Local historians (Walker, pp. 306-07; Smartt, pp. 44-45; and Thompson pp. 112-13) concur on the thesis that the river route remained the major transporting service for local trade until 1922 when the river was abandoned because of its lack of direct waterway freight service to foreign ports. As the Alabama Midland Railroad and other rail services began tapping the river below Eufaula, the local transfer business steadily declined, and the "old days of excursions to the Bay" and the freight and passenger traffic on two and sometimes three boats to Columbus and Appalachicola Bay each week "Became only a glorious memory" (Smartt, pp. 45).


Finally, the rich cotton-producing soil surrounding Eufaula had not been exhausted during the pre-war period as in North Alabama, and there also appears to have been active planting with an abundance of labor during the Reconstruction period. Coupled with the expansion of the cotton mill industry in the southeast and local diversification of crop production, these factors spurred Eufaula into a second period of economic expansion which was locally referred to as the "Empire Days" (Walker, pp. 287-308).

During the Eufaula Empire Days farmers increased their production of oats, corn, grain and livestock, while manufacturers began fully utilizing the cotton crop. Cotton seed was exported to Europe from Eufaula until 1895 when the Foy Brothers established the Eufaula Cotton Oil Company (Inv #661-1 & 2)). Other local businessmen embarked on the cotton commission or brokerage enterprise with some success, but the local cotton mills were the most successful ventures of the period.

The city's first mill, the Eufaula Cotton Mills (Inv #356) was organized in 1880 with a capital stock of \$50,000. Half the stock was taken by the Eufaula Manufacturing and Improvement Association, the other portion was taken by "outsiders." Local backing for the company came from several of Eufaula's wealthy businessmen. John W. Tullis, who formed a successful spinning, buyers and shippers firm with the Lampley Brothers (Inv #313), was president, and the board of directors included local businessmen G. L. Comer, S. H. Dent and C. W. Guice. The company quickly prospered, increasing its capital stock to \$100,000 with more than 50 thousand spindles, over 180 looms, and 125 employees

**United States Department of the Interior  
National Park Service**

**National Register of Historic Places  
Inventory—Nomination Form**



Continuation sheet


Item number 8

Page 7

producing approximately 63,000 yards of brown sheeting and shirting per week (Walker, p. 303; Clark, p. 291). The county's second oldest and largest late 19th century industry, Eufaula Cotton Mills paid an annual dividend of 10% and placed 5% annually into the surplus account. The Chewalla Mill (Inv #662) was incorporated in 1893 with over 20 local investors (including C. A. Locke, E. B. Young, G. L. Comer, B. B. McKenzie, J. P. Foy, T. J. Ramser, W. D. Jelks, H. Lampley and H. D. Clayton) and a capital stock of \$10,000 to \$100,000,000 (Fundaburk, p. 655). The mill was originally operated by John P. Foy and Clarence P. Roberts. In 1909 Gov. B. B. Comer and his son Donald purchased Eufaula Cotton Mills and renamed it Cowikee. In 1929 the Comers purchased the Chewalla Cotton Mill and consolidated it under the Cowikee Mills interests. The Mill became and has remained the most prominent industrial interest in the economy of Eufaula during the early 20th century.

In the 1930's a local group (Chattahoochee Valley Association) began investigating methods of securing an appropriation from the Federal Government to open direct waterway freight service to foreign ports from Atlanta and the surrounding territory, to deep water at Appalachicola and Port St. Joseph, Florida. In 1963, the development of the Chattahoochee-Flint River System by the U. S. Government resulted in the construction of three locks and dams located at Chattahoochee, Florida, Columbia, Florida and Ft. Gaines, Georgia. The Walter F. George Dam at Ft. Gaines created a 45,000 acre lake, changing the face of Eufaula and the Chattahoochee Valley. Many citizens credit this development as the major recent impetus for community revitalization. Local tourism has been greatly stimulated by the annual Indian Summer Festival in the fall and the Historic Home Tours in the spring.

**United States Department of the Interior  
National Park Service**



**National Register of Historic Places  
Inventory—Nomination Form**

Continuation sheet


Item number 9

Page 1

- Clark, Willis G. "State Industrial Interests," Memorial Record of Alabama. Vol II: pp. 217-313. (1893)
- Denman, Clarence Phillips. The Secession Movement in Alabama. (1933)
- Dorman, Lewy. Party Politics in Alabama - 1850-1860. (1935)
- Dotson, James F. Railroads in Alabama Politics, 1875-1914. (1957)
- Eufaula Heritage Association (Florence Foy Strang, Project Director). Historic Eufaula: A Treasury of Southern Architecture 1827-1910. (1972)
- "Eufaula Times and News." (1880)
- Fundaburk, Emily. Business Corporations in Alabama in the 19th Century (Dissertation Abstract; Ohio State University). (1963)
- Owens, Thomas M. History of Alabama and Dictionary of Alabama Biography. Vols. I-IV: (1921)
- Smartt, Eugenia Persons. History of Eufaula, Alabama. (1930)
- Thompson, Mattie Thomas. History of Barbour County, Alabama. n.p. (c. 1939)
- Thornton, J. Mills, III. Politics and Power in a Slave Society: Alabama, 1800-1860. (1978)
- Walker, Anne K. Backtracking in Barbour County. (1941)
- Wilhelm, Dwight M. A History of the Cotton Textile Industry of Alabama, 1809 to 1950. (1950)

**United States Department of the Interior  
National Park Service**

**National Register of Historic Places  
Inventory—Nomination Form**



Continuation sheet

Item number 10

Page 1

LEGAL DESCRIPTION "SETH LORE HISTORIC DISTRICT"

BRIEF DESCRIPTION OF THE EXPANDED "SETH LORE HISTORIC DISTRICT"  
INCLUDING THE ORIGINAL "SETH LORE HISTORIC DISTRICT".


THE DISTRICT IS COMPOSED OF APPROXIMATELY 600 ACRES ALL LYING AND  
BEING IN SECTIONS 29, 32 AND 33, T 11 N R 29 E, SECTIONS 4 AND 5  
T 10 N R 29 E, EUFAULA, BARBOUR COUNTY, ALABAMA.

DESCRIPTION OF THE EXPANDED "SETH LORE HISTORIC DISTRICT" INCLUDING  
THE ORIGINAL "SETH LORE HISTORIC DISTRICT".

THE POINT OF BEGINNING IS THE NORTHWEST CORNER OF SECTION 33  
T11N R29E, BARBOUR COUNTY, ALABAMA. FROM THE POINT OF BEGINNING  
(POB) RUN EAST ALONG SECTION LINE TO THE WEST RIGHT-OF-WAY LINE OF  
THE CENTRAL OF GEORGIA RAILROAD; THENCE FOLLOWING THE RIGHT-OF-WAY  
LINE SOUTH APPROXIMATELY 2350 FEET; THENCE EAST ACROSS THE RAILROAD  
RIGHT-OF-WAY TO THE EAST RIGHT-OF-WAY LINE OF SAID RAILROAD, THENCE  
SOUTH ALONG RIGHT-OF-WAY LINE OF SAID RAILROAD APPROXIMATELY 300  
FEET; THENCE IN A EASTERLY DIRECTION ALONG THE REAR AND SIDE  
PROPERTY LINES TO A POINT LOCATED ON THE EAST RIGHT-OF-WAY LINE OF  
NORTH VAN BUREN AVENUE; THENCE SOUTH APPROXIMATELY 350 FEET TO THE  
NORTH LINE OF LILLIAN SHORTER PROPERTY; THENCE ALONG THE SIDE AND  
REAR PROPERTY LINES AS DEPICTED ON THE DISTRICT MAP TO THE SOUTH  
RIGHT-OF-WAY LINE OF BEAM STREET; THENCE SOUTHWEST ALONG THE RIGHT-  
OF-WAY OF BEAM STREET APPROXIMATELY 100 FEET; THENCE ALONG THE  
MEANDERINGS OF THE REAR PROPERTY LINES OF COATES & McCULLAR AND  
AVONDALE FOUNDATION PROPERTIES TO THE EAST RIGHT-OF-WAY LINE OF  
RIVERSIDE DRIVE; THENCE RUN WEST ACROSS THE RIGHT-OF-WAY OF  
RIVERSIDE DRIVE TO THE WEST RIGHT-OF-WAY LINE OF SAID DRIVE; THENCE  
SOUTH ALONG THE WEST RIGHT-OF-WAY LINE OF RIVERSIDE DRIVE TO THE  
SOUTHEAST CORNER OF THE B. L. BLAND SR. PROPERTY; THENCE WEST ALONG  
THE SIDE AND REAR PROPERTY LINES AS DEPICTED ON THE DISTRICT MAP TO  
THE EAST RIGHT-OF-WAY LINE OF SOUTH VAN BUREN AVENUE; THENCE SOUTH  
ALONG THE EAST RIGHT-OF-WAY LINE TO THE SOUTH RIGHT-OF-WAY LINE OF  
EAST BARBOUR STREET; THENCE WEST ALONG THE SOUTH RIGHT-OF-WAY LINE  
OF EAST BARBOUR TO THE EAST RIGHT-OF-WAY LINE OF SOUTH FORSYTH  
AVENUE; THENCE SOUTH TO THE NORTH PROPERTY LINE OF THE MASON LODGE;  
THENCE EASTERLY AND SOUTHERLY AS DEPICTED ON THE DISTRICT MAP TO THE  
NORHTWEST CORNER OF THE JOSEPH J. GARRISON PROPERTY, WHOSE PROPERTY  
IS LOCATED EAST OF RIVERSIDE DRIVE APPROXIMATELY 1100 FEET SOUTH OF

**United States Department of the Interior  
National Park Service**

**National Register of Historic Places  
Inventory—Nomination Form**



Continuation sheet

Item number 10

Page 2


THE SOUTH RIGHT-OF-WAY LINE OF EAST BARBOUR STREET; THENCE EAST ALONG GARRISON'S NORTH PROPERTY LINE TO HIS NORTHEAST CORNER; THENCE IN A SOUTHEASTERLY DIRECTION TO THE SOUTHEAST CORNER OF THE JAMES L. MARSHALL PROPERTY; THENCE EAST AND THEN SOUTHEASTERLY AS DEPICTED BY THE DISTRICT MAP TO A POINT WHERE THE ELIZABETH AND MATTHEW MOULTHROP PROPERTY INTERSECTS THE NORTH RIGHT-OF-WAY LINE OF THE CENTRAL OF GEORGIA RAILROAD SAID POINT MARKING THE SOUTHEAST CORNER OF THE DISTRICT HEREIN DESCRIBED.

FROM SAID SOUTHEAST CORNER OF THE DISTRICT HEREIN DESCRIBED RUN THENCE NORTH AND WEST AS DEPICTED ON THE DISTRICT MAP TO A POINT ON THE WEST RIGHT-OF-WAY LINE OF SOUTH VAN BUREN AVENUE APPROXIMATELY 900 FEET NORTH OF THE NORTH RIGHT-OF-WAY LINE OF THE CENTRAL OF GEORGIA RAILROAD; THENCE SOUTH APPROXIMATELY 100 FEET ALONG SAID RIGHT-OF-WAY; THENCE WEST TO THE WEST PROPERTY LINE OF HARRY AND RUTH GOGGANS (OLD NEGRO SCHOOL PROPERTY); THENCE NORTH AND WEST TO A POINT ON THE EAST RIGHT-OF-WAY LINE OF SOUTH FORSYTH AVENUE, SAID POINT LOCATED 130 FEET SOUTH OF THE SOUTH RIGHT-OF-WAY LINE OF EAST WASHINGTON STREET; THENCE SOUTH ALONG SAID RIGHT-OF-WAY LINE APPROXIMATELY 230 FEET; THENCE WEST TO THE EAST RIGHT-OF-WAY LINE OF THE CENTRAL OF GEORGIA RAILROAD; THENCE NORTHWESTERLY AS DEPICTED ON THE DISTRICT MAP TO A POINT WHERE THE NORTH RIGHT-OF-WAY LINE OF EAST WASHINGTON STREET INTERSECTS THE EAST RIGHT-OF-WAY LINE OF SOUTH LIVINGSTON AVENUE; THENCE NORTH ALONG SAID RIGHT-OF-WAY TO A POINT OF THE SOUTH RIGHT-OF-WAY OF EAST BARBOUR STREET, SAID POINT BEING LOCATED APPROXIMATELY 400 FEET WEST OF THE WEST RIGHT-OF-WAY LINE OF SOUTH FORSYTH AVENUE; THENCE WEST ALONG THE SOUTH RIGHT-OF-WAY LINE OF EAST BARBOUR STREET APPROXIMATELY 175 FEET; THENCE SOUTH ALONG THE WEST RIGHT-OF-WAY LINE OF SOUTH LIVINGSTON AVENUE TO THE NORTH RIGHT-OF-WAY LINE OF THE CENTRAL OF GEORGIA RAILROAD; THENCE WEST ALONG THE NORTH RIGHT-OF-WAY LINE OF THE CENTRAL OF GEORGIA RAILROAD TO THE EAST RIGHT-OF-WAY LINE OF SOUTH RANDOLPH AVENUE; THENCE SOUTH APPROX. 130 FEET TO THE SOUTH RIGHT-OF-WAY LINE OF THE CENTRAL OF GEORGIA RAILROAD; THENCE EAST AND SOUTH AS DEPICTED OF THE DISTRICT MAP TO A POINT 70 FEET SOUTH OF THE SOUTH RIGHT-OF-WAY LINE OF HUNTER STREET AND 200 FEET EAST OF THE EAST RIGHT-OF-WAY LINE OF SOUTH RANDOLPH AVENUE; THENCE WEST AS DEPICTED ON THE DISTRICT MAP TO A POINT ON THE EAST RIGHT-OF-WAY LINE OF SOUTH EUFAULA AVENUE APPROXIMATELY 160 FEET NORTH OF THE SOUTH RIGHT-OF-WAY LINE OF DAVIS STREET; THENCE WEST ALONG SAID RIGHT-OF-WAY LINE TO A POINT WHICH IS LOCATED WHERE THE SOUTH RIGHT-OF-WAY LINE OF DAVIS STREET INTERSECTS THE EAST RIGHT-OF-WAY LINE OF DAVIS LANE; THENCE SOUTH AND WEST AS DEPICTED ON THE DISTRICT MAP TO A POINT WHERE THE SOUTH RIGHT-OF-WAY LINE OF STEPHENSON STREET INTERSECTS THE WEST RIGHT-OF-WAY LINE OF DALE ROAD, MARKING THE SOUTHWESTERN MOST CORNER OF THE DISTRICT HEREIN DESCRIBED.

FROM THE SOUTHWESTERN MOST CORNER OF THE DISTRICT HEREIN DESCRIBED THENCE RUN ALONG THE WEST RIGHT-OF-WAY LINE OF DALE ROAD IN A NORTHEASTERLY DIRECTION TO A POINT WHERE THE SOUTH RIGHT-OF-WAY LINE OF

**United States Department of the Interior  
National Park Service**

**National Register of Historic Places  
Inventory—Nomination Form**



Continuation sheet

Item number 10

Page 3

SIMMONS ALLEY INTERSECTS THE WEST RIGHT-OF-WAY LINE OF DALE ROAD; THENCE WEST ALONG SAID SOUTH RIGHT-OF-WAY LINE OF SIMMONS ALLEY TO A POINT ON THE WEST RIGHT-OF-WAY LINE OF McRAY AVENUE; THENCE ALONG SAID RIGHT-OF-WAY LINE APPROXIMATELY 300 FEET TO A POINT, SAID POINT LOCATED APPROXIMATELY 250 FEET SOUTH OF THE SOUTH RIGHT-OF-WAY LINE OF WEST WASHINGTON STREET; THENCE WEST APPROXIMATELY 650 FEET AND PARALLEL TO THE SOUTH RIGHT-OF-WAY LINE OF WEST WASHINGTON STREET; THENCE NORTH APPROXIMATELY 250 FEET TO THE SOUTH RIGHT-OF-WAY LINE OF WEST WASHINGTON STREET; THENCE WEST ALONG THE SOUTH RIGHT-OF-WAY LINE OF WEST WASHINGTON STREET APPROXIMATELY 475 FEET TO A POINT; THENCE NORTH ALONG THE REAR PROPERTY LINES OF THOSE PROPERTIES THAT FRONT MACON AVENUE TO A POINT ON THE NORTH RIGHT-OF-WAY LINE OF WEST UNION STREET ( THIS LINE MARKS TH WESTERN MOST LINE OF THE DISTRICT HEREIN DESCRIBED ).


THENCE EAST ALONG THE NORTH RIGHT-OF-WAY LINE OF WEST UNION STREET TO THE WEST RIGHT-OF-WAY LINE OF DICKERSON AVENUE; THENCE NORTH AS DEPICTED ON THE DISTRICT MAP TO THE NORTHWEST CORNER OF KENDALL EPPES PROPERTY; THENCE EAST ALONG THE SOUTH RIGHT-OF-WAY LINE OF KENDALL DRIVE APPROXIMATELY 450 FEET; THENCE NORTH FOLLOWING THE MEANDERINGS OF THE REAR PROPERTY LINES AS DEPICTED ON THE DISTRICT MAP OF THOSE PROPERTIES THAT FRONT SANFORD AVENUE, TO THE NORTHWEST CORNER OF ALONZA AND ALLENA PEAK'S PROPERTY; THENCE EAST TO THE WEST RIGHT-OF-WAY LINE OF SANFORD AVENUE; THENCE NORTH ALONG THE WEST RIGHT-OF-WAY LINE OF SAID AVENUE APPROXIMATELY 350 FEET; THENCE WEST 400 FEET; THENCE NORTH 320 FEET; THENCE EAST 400 FEET TO THE WEST RIGHT-OF-WAY LINE OF SANFORD AVENUE; THENCE SOUTH ALONG SAID RIGHT-OF-WAY 120 FEET TO A POINT; THENCE EAST ACROSS SANFORD AVENUE AND ALONG THE NORTH PROPERTY LINE OF JOHN AND WYLENA CARROLL TO A POINT; THENCE NORTHEASTERLY ALONG THE WEST PROPERTY LINE OF RODNEY AND SHARON BATTLE TO THE SOUTH RIGHT-OF-WAY LINE OF HIGHLAND AVENUE; THENCE NORTHWESTERLY APPROXIMATELY 450 FEET TO A POINT; THENCE NORTHEASTERLY AS DEPICTED ON THE DISTRICT MAP TO THE NORTHWEST CORNER OF OF MARGARET ROBINSON PROPERTY (THIS CORNER MARKS THE NORTHWEST CORNER OF THE DISTRICT HEREIN DESCRIBED).

THENCE EAST ALONG THE NORTH RIGHT-OF-WAY LINE OF WEST BROWDER STREET TO A POINT MARKING THE SOUTHWEST CORNER OF JAMES AND MARIAN CARNES PROPERTY ON THE NORTH RIGHT-OF-WAY LINE OF EAST BROWDER STREET; THENCE NORTH AND EAST AS DEPICTED ON THE DISTRICT MAP TO THE NORTHWEST CORNER OF THE OF SECTION 33, T 11 N R 29 E AND THE POINT BEGINNING (POB).

THE ABOVE DESCRIBED DISTRICT IS COMPOSED OF APPROXIMATELY 600 ACRES ALL LYING AND BEING IN SECTIONS 29, 32, AND 33 T 11 N R 29 E, SECTIONS 4 AND 5 T 10 N R 29 E, EUFAULA, BARBOUR COUNTY, ALABAMA.

**United States Department of the Interior  
National Park Service**

**National Register of Historic Places  
Inventory—Nomination Form**



Continuation sheet

Item number 2

Page 1

Ash Street - even (622-624), odd (613 - school)  
East Barbour Street - even (100 - 530), odd (101 - 441)  
West Barbour Street - even (214 - 541), odd (135 - 607)  
Britt Place - even (318 - 346), odd (303 - 345)  
East Broad Street - even (102 - 630), odd (101 - 623)  
West Broad Street - even ( 108 - 534), odd (117 - 609)  
East Browder Street - even (102 - 210), odd (135)  
West Browder Street - odd (125 - 135)  
Central Avenue - even (212 - 334), odd (223 - 231)  
Cherry Street - even (124- 340), odd (125 - 339)  
Colby Avenue - even (116 - 428), odd (127- 429)  
Copeland Avenue - odd (117 - 325)  
Cotton Avenue - even (538 - 806), odd (635 - 745)  
Dale Road - even (252- 446), odd (333- 721)  
Daniel Place - even (232 - 234), odd (231 - 237)  
Davis Street - even (112- 242), odd (231 - 247)  
Dickerson Avenue - even (310 - 344), odd (219 - 343)  
North Eufaula Avenue - even (100 - 746), odd (101 - 745)  
South Eufaula Avenue - even (106 - 542), odd (111 - 437)  
South Forsyth Avenue - even (126 - 426), odd (119 - 417)  
Highland Avenue - even (128 - 440), odd (101 - 329)  
Hunter Street - even (110 - 632), odd (111 - 637)  
South Livingston Avenue - even (104), odd (302 , 331 - 343)  
Malone Court - odd (101 - 215)  
Malone Street - even (220 - 230)  
McRay Avenue - even (224 - 328), odd (227 - 339 , 424)  
Oakland Avenue - even (102 - 108), odd (423 - 447)  
North Orange Avenue - even (118 - 544), odd (101 - 515)  
South Orange Avenue - even (128), odd (115 - 233)  
North Randolph Avenue - even (108 - 746), odd (111 - 725)  
South Randolph Avenue - even (112 - 534), odd (113 - 535)  
Riverside Drive - even (120 - 510), odd (419 - 431, 442 , The Tavern)  
Russell's Alley - even (400 - 430), odd (403 - 429)  
Sanford Avenue - even (124 - 430), odd (125 - 437)  
Shorter Street - even(116 ) , odd (119)  
Simmons Alley - even (412 - 430)  
Stephenson Street - even (400 - 416)  
Stevens Avenue - even (612 - 640), odd (615 - 641)  
North Van Buren Avenue - even 9126 - 220), odd (119 - 131)  
South Van Buren Avenue - even (128 - 430, odd (131 - 441 , 500)  
East Union Street - even (410 - 630), odd (415 - 539)  
West Union Street - even (302 - 530, odd (347 - 609)  
East Washington Street - even (100 - 640), odd (121 - 621)  
West Washington Street - even (112 - 722), odd (105 - 541)  
Zion Alley - odd (401 - 409)

000 denotes even #'s on odd side of street

# PLAN OF IRWINTON

By ROBIN HOOD, APRIL 1, 1836.  
PRESENTED TO THE CITY OF EUGAULA.  
By GEORGE L. WILCOX MICH.

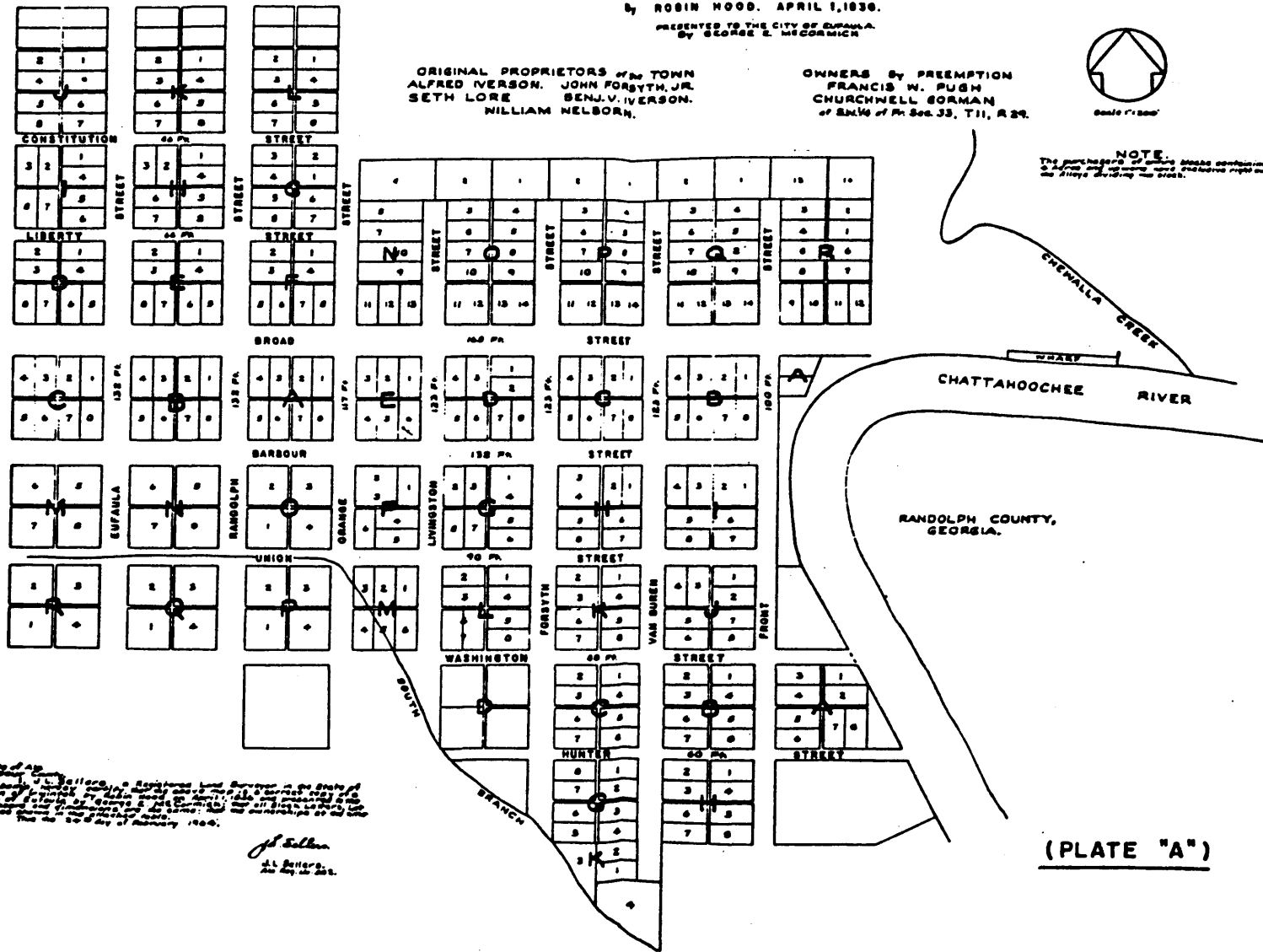
ORIGINAL PROPRIETORS of the TOWN  
ALFRED IVerson, JOHN FORSYTH, JR.  
SETH LORE BENJ. IVerson.  
WILLIAM NELSON.

OWNERS by PREEMPTION  
FRANCIS W. PUGH  
CHURCHWELL GORMAN  
of Sec. 16 of Pt. Sec. 33, T. 11, R. 29.



Scale 1"=100'

NOTE.  
The purchasers of lots in this plan containing  
a street and adjacent lots, shall have right and  
the title of building the street.



City of Irwinton, Georgia, a Corporation, and the State of Georgia, do hereby certify that the above is a true and correct copy of the original plan of the City of Irwinton, Georgia, as the same appears on file in the office of the City Clerk, at Irwinton, Georgia, this 1st day of February, 1860.

*J. S. Bell*  
City Clerk.  
Feb. 1st 1860.

(PLATE "A")

# PLAN OF IRWINTON

By ROBIN HOOD. APRIL 1, 1830.

PRESENTED TO THE CITY OF EUFaula  
By GEORGE E. MCCORMICK

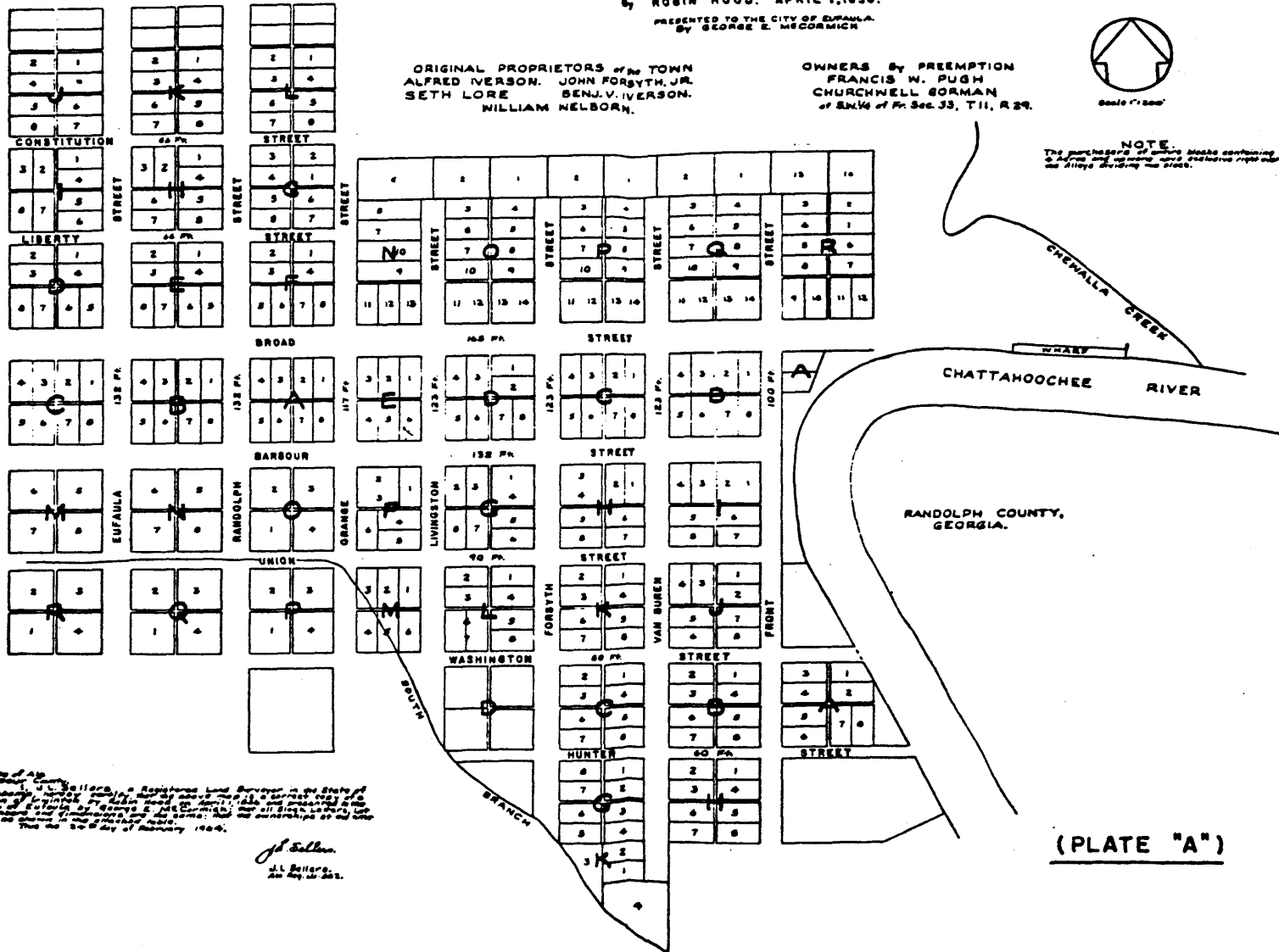
ORIGINAL PROPRIETORS of the TOWN  
ALFRED IVERSON. JOHN FORSYTH, JR.  
SETH LORE BENJ. V. IVERSON.  
WILLIAM NELBORN.

OWNERS by PREEMPTION  
FRANCIS W. PUGH  
CHURCHWELL BORMAN  
of S. 1/4 of Pt. Sec. 33, T. 11, R. 29.



Scale 1" = 200'

NOTE.  
The purchasers of lots or blocks containing  
a farm and up to one acre exclusive right of  
the State Building the street.



State of Ala.  
J. L. Sellers, a Registered Land Surveyor, in the State of  
Alabama, do hereby certify that the above is a true and  
correct copy of the original plat as filed in my office  
at Eufaula, Alabama, on the 11th day of April, 1830, and  
that the same is the original plat as filed in my office  
at Eufaula, Alabama, on the 11th day of April, 1830,  
and no other in the original plat.  
This the 20th day of February, 1904.

J. L. Sellers  
J. L. Sellers,  
No. 407, St. 202.

(PLATE "A")



UNITED STATES DEPARTMENT OF THE INTERIOR  
NATIONAL PARK SERVICE

NATIONAL REGISTER OF HISTORIC PLACES  
EVALUATION/RETURN SHEET

REQUESTED ACTION: ADDITIONAL DOCUMENTATION

PROPERTY NAME: Lore, Seth and Irwinton Historic District (Boundary Increase )

MULTIPLE NAME:

STATE & COUNTY: ALABAMA, Barbour

DATE RECEIVED: 3/08/05 DATE OF PENDING LIST:  
DATE OF 16TH DAY: DATE OF 45TH DAY: 4/21/05  
DATE OF WEEKLY LIST:

REFERENCE NUMBER: 86001534

NOMINATOR: STATE

REASONS FOR REVIEW:

APPEAL: N DATA PROBLEM: N LANDSCAPE: N LESS THAN 50 YEARS: N  
OTHER: N PDIL: N PERIOD: N PROGRAM UNAPPROVED: N  
REQUEST: N SAMPLE: N SLR DRAFT: N NATIONAL: N

COMMENT WAIVER: N

\_\_\_ACCEPT \_\_\_RETURN \_\_\_REJECT \_\_\_\_\_DATE

ABSTRACT/SUMMARY COMMENTS:

RECOM./CRITERIA Accept  
REVIEWER Edson Beall DISCIPLINE Historian  
TELEPHONE \_\_\_\_\_ DATE 3/25/05

DOCUMENTATION see attached comments Y/N see attached SLR Y/N

If a nomination is returned to the nominating authority, the nomination is no longer under consideration by the NPS.

United States Department of the Interior  
National Park Service

NATIONAL REGISTER OF HISTORIC PLACES  
CONTINUATION SHEET

Section 3, 7 Page 1 name of property: Seth Lore and Irwinton Historic District  
county and State Barbour County, AL

**3. State/Federal Agency Certification**

As the designated authority under the National Historic Preservation Act of 1986, as amended, I hereby certify that this  nomination  request for determination of eligibility meets the documentation standards for registering properties in the National Register of Historic Places and meets the procedural and professional requirements set forth in 36 CFR Part 60. In my opinion, the property  meets  does not meet the National Register Criteria. I recommend that this property be considered significant  nationally  statewide  locally. ( See continuation sheet for additional comments.)

  
Signature of certifying official/Title

March 3, 2005  
Date

Alabama Historical Commission (State Historic Preservation Office)  
State or Federal agency and bureau

In my opinion, the property  meets  does not meet the National Register criteria. ( See continuation sheet for additional comments.)

\_\_\_\_\_  
Signature of commenting or other official

\_\_\_\_\_  
Date

\_\_\_\_\_  
State or Federal agency and bureau

**Correction/Additional Documentation**

**Section 7.** Resource #389 should be identified as 435 West Broad Street. The property was misidentified as 427 W. Broad Street in the original submission for the Seth Lore and Irwinton Historic District. 427 W. Broad Street was never an actual address and does not exist. The description for #389 is correct.