

3002-3072

Inland Empire Blvd | Ontario, CA



Exceptional Industrial Distribution Buildings Featuring
Dock High & Ground Level Loading

Another Quality Institutionally Owned & Managed
Asset by Rexford Industrial



REXFORD EMPIRE COMMERCE CENTER

Eleven High Image Industrial Units from 11,000 to 33,000 SF

Prime Ontario Location with Identity on the I-10 Freeway



Richard Lee

Senior Vice President
+1 909 418 2010
richard.lee@cbre.com
Lic. 01757870

Nicholas Chang

Senior Vice President
+1 909 418 2014
nicholas.chang@cbre.com
Lic. 01344844

Justin Kuehn

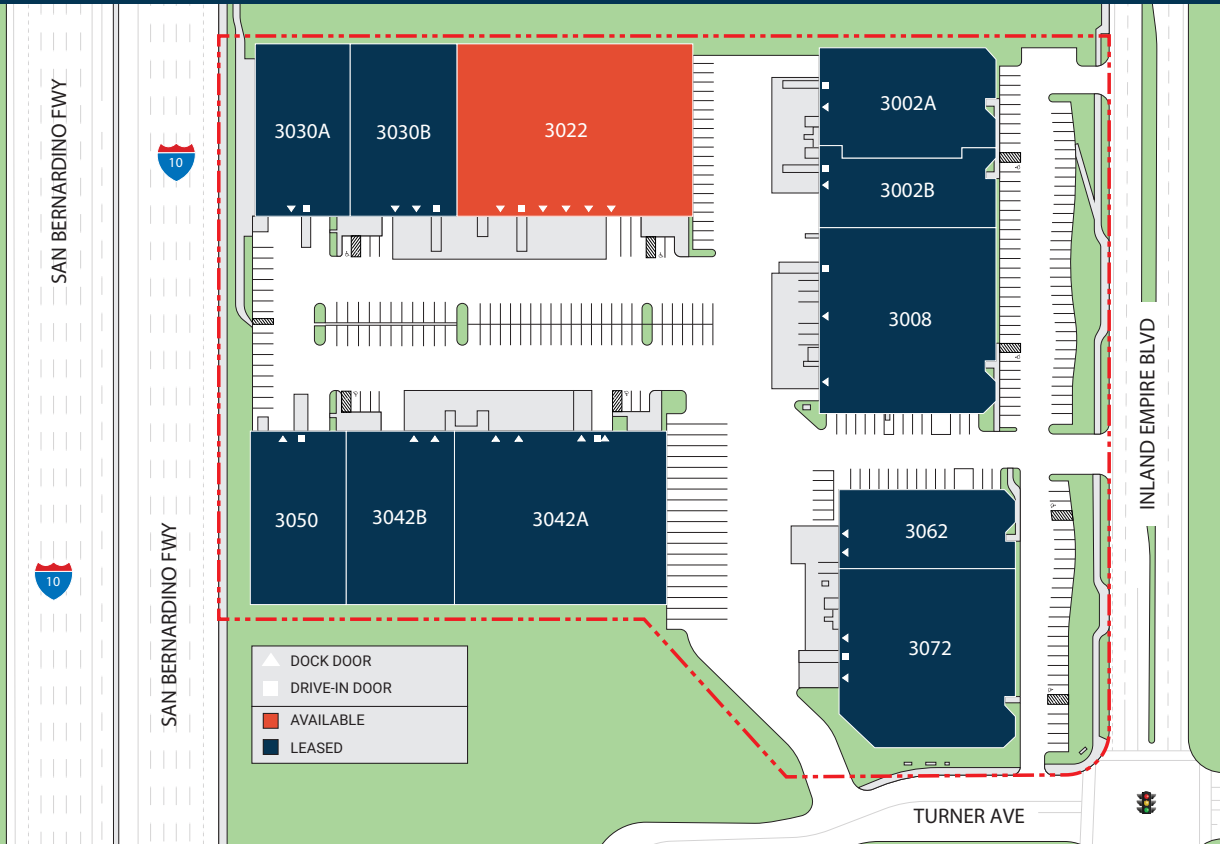
First Vice President
+1 909 418 2013
justin.kuehn@cbre.com
Lic. 01966182

Sione Fua

Vice President
+1 909 418 2007
sione.fua@cbre.com
Lic. 02006432

Building Features

3002-3072 INLAND EMPIRE BLVD



PROPERTY HIGHLIGHTS

- Highly functional industrial units feature both Dock High and Grade Level Loading
- Minimum warehouse ceiling heights up to 24 feet
- Select units feature 1-10 Freeway adjacent identity; additional street frontage identity along Inland Empire Blvd.
- 210' reciprocal truck courts available. Select units feature 110' deep private truck courts allowing for rare, excess trailer parking for small industrial units of this size
- Newly renovated office spaces up to 2,500 SF

KEY DISTANCES



ONT Airport

1.6 MILES



Victoria Gardens

6 MILES



BNSF Intermodal Railyard

21 MILES



FedEx Hub

4 MILES



UPS Hub

2.8 MILES



Nearest on/off Ramp

1/4 MILE

ADDRESS	TOTAL SF	LOADING	WAREHOUSE HEIGHT	AVAILABLE
3002A	15,137 SF	1 DH 1 GL	24' Min	Leased
3002B	12,043 SF	1 DH 1 GL	24' Min	Leased
3008	27,520	2 DH 1 GL	24' Min	Leased
3022	32,609	5 DH 1 GL	24' Min	March 2026
3030A	14,222	2 DH 0 GL	24' Min	Leased
3030B	18,324	2 DH 1 GL	24' Min	Leased
3042A	28,800	4 DH 1 GL	24' Min	Leased
3042B	17,600	1 DH 1 GL	24' Min	Leased
3050	14,400	1 DH 1 GL	24' Min	Leased
3062	11,502	1 DH 1 GL	24' Min	Leased
3072	26,250	2 DH 1 GL	24' Min	Leased

Office Photos

3002-3072 INLAND EMPIRE BLVD



Exterior Photos

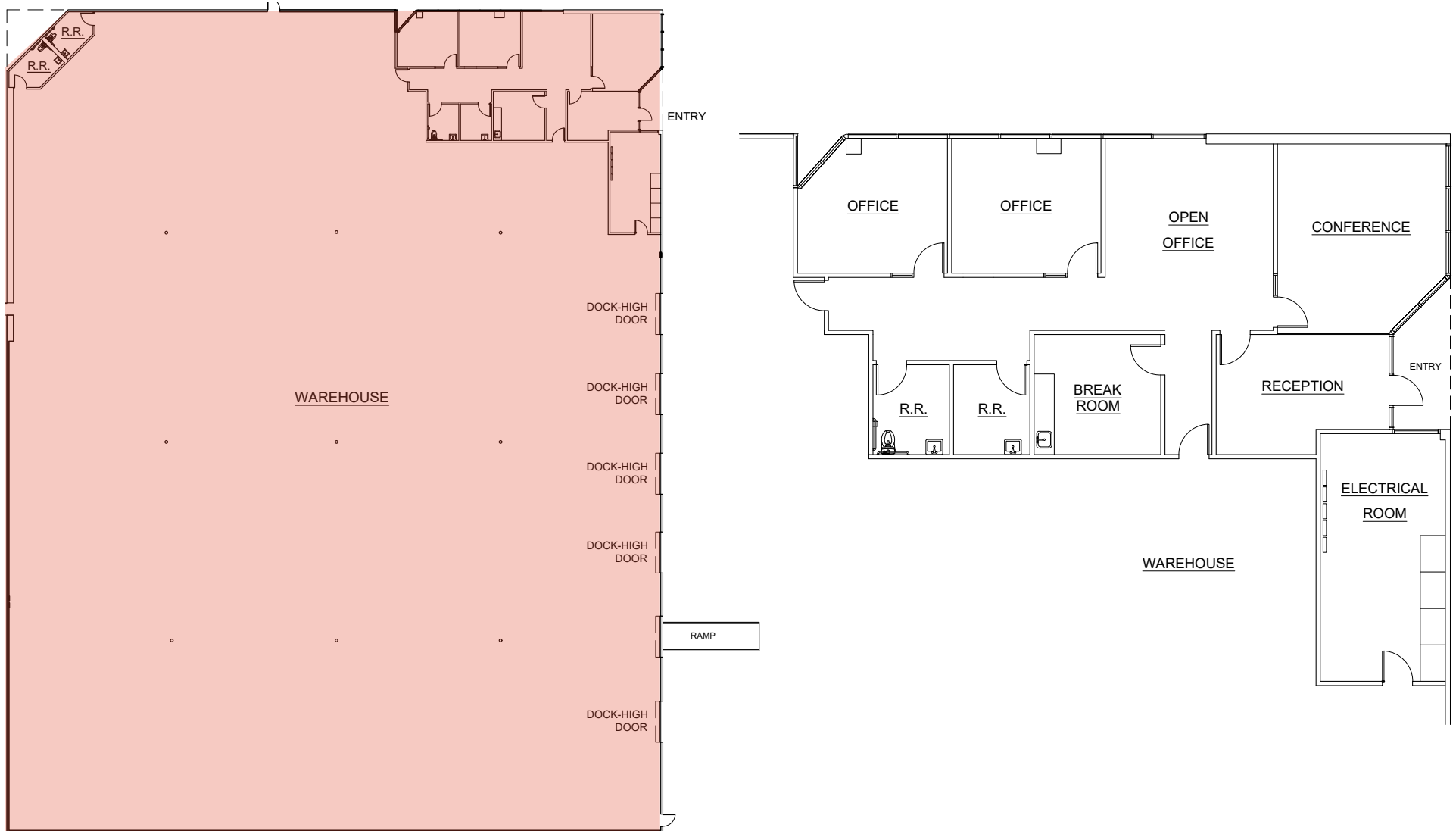
3002-3072 INLAND EMPIRE BLVD



3022 Floor Plan


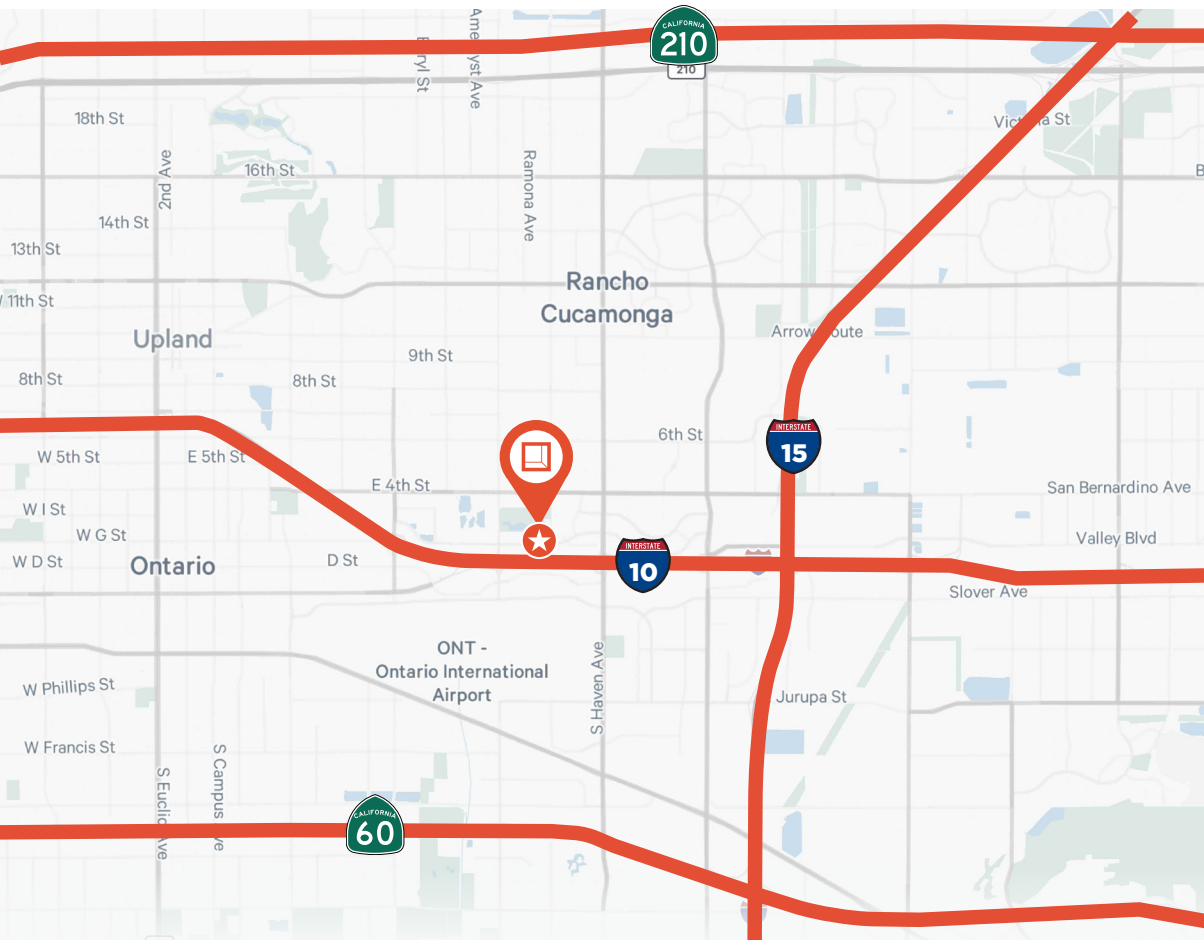
32,609 SF

3002-3072 INLAND EMPIRE BLVD



PLAN LAYOUT SUBJECT TO FIELD CONDITIONS AND MAY DIFFER FROM PLAN AS SHOWN. ALL INFORMATION PRESENTED ON THIS DRAWING IS PRESUMED TO BE ACCURATE, HOWEVER TENANT SHOULD VERIFY PERTINENT INFORMATION PRIOR TO COMMITTING TO A SALE OR LEASE. ANY FURNITURE OR APPLIANCES SHOWN ON PLAN ARE FOR CONCEPT ONLY AND WILL BE TENANT PROVIDED.

REXFORD EMPIRE COMMERCE CENTER



CBRE

Richard Lee

Senior Vice President
+1 909 418 2010
richard.lee@cbre.com
Lic. 01757870

Nicholas Chang

Senior Vice President
+1 909 418 2014
nicholas.chang@cbre.com
Lic. 01344844

Justin Kuehn

First Vice President
+1 909 418 2013
justin.kuehn@cbre.com
Lic. 01966182

Sione Fua

Vice President
+1 909 418 2007
sione.fua@cbre.com
Lic. 02006432

© 2026 CBRE, Inc. All rights reserved. This information has been obtained from reliable sources but has not been verified for accuracy or completeness. CBRE, Inc. makes no guarantee, representation, or warranty and accepts no responsibility or liability for the accuracy, completeness, or reliability of the information contained herein. You should conduct a careful, independent investigation of the property and verify all information. Any reliance on this information is solely at your own risk. CBRE and the CBRE logo are service marks of CBRE, Inc. All other marks displayed on this document are the property of their respective owners, and the use of such marks does not imply any affiliation with or endorsement of CBRE. Photos herein are the property of their respective owners. Use of these images without the express written consent of the owner is prohibited.