



POINT NASA SHOPPING CENTER

1020 W NASA RD 1 - WEBSTER, TEXAS 77598



POINT NASA

LOCATION

LOCATED AT THE NEQ OF INTERSTATE 45 & W NASA ROAD 1 IN WEBSTER, TEXAS

SPACE AVAILABLE

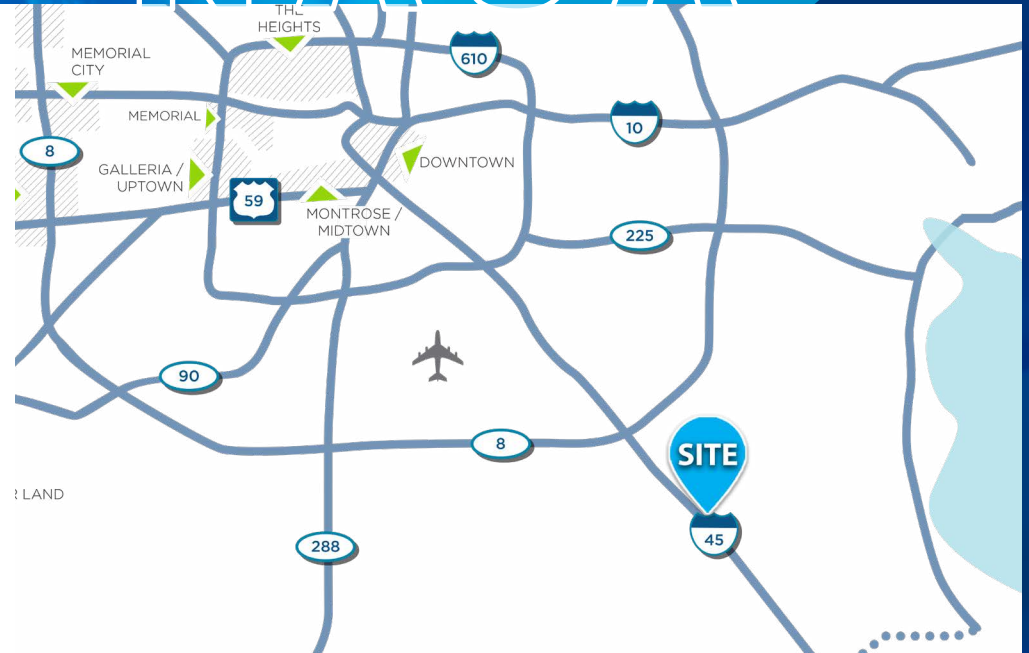
- SPACE 2: 1,400 SF
- SPACE 13: 3,131 SF
- SPACE 14: 24,444 SF (FORMER DINE-IN THEATER)
- SPACE 15: 3,949 SF (FORMER GYM SPACE)

TRAFFIC COUNTS (TXDOT 2024)

- 233,683 VPD ON INTERSTATE 45
- 22,876 VPD ON W NASA ROAD 1

PROPERTY INFORMATION

Point Nasa Shopping Center is in a regional location with high traffic counts and exposure to I-45, a major thoroughfare. Serving Webster, Clear Lake & Friendswood with small shop and anchor spaces is available. Current national tenants include Harbor Freight Tools, Guitar Center and Chili's.



2025 DEMOGRAPHIC SNAPSHOT



5353 W ALABAMA ST.,
SUITE 200
HOUSTON, TEXAS 77056



Population

1 mile	3,729
3 mile	87,899
5 mile	209,060



Daytime
Population

1 mile	16,742
3 mile	98,418
5 mile	204,104



Avg. HH
Income

1 mile	\$87,863
3 mile	\$106,580
5 mile	\$131,433

POINT NASA




1020 W NASA RD 1 - WEBSTER, TEXAS 77598

CALL FOR PRICING

SITE PLAN

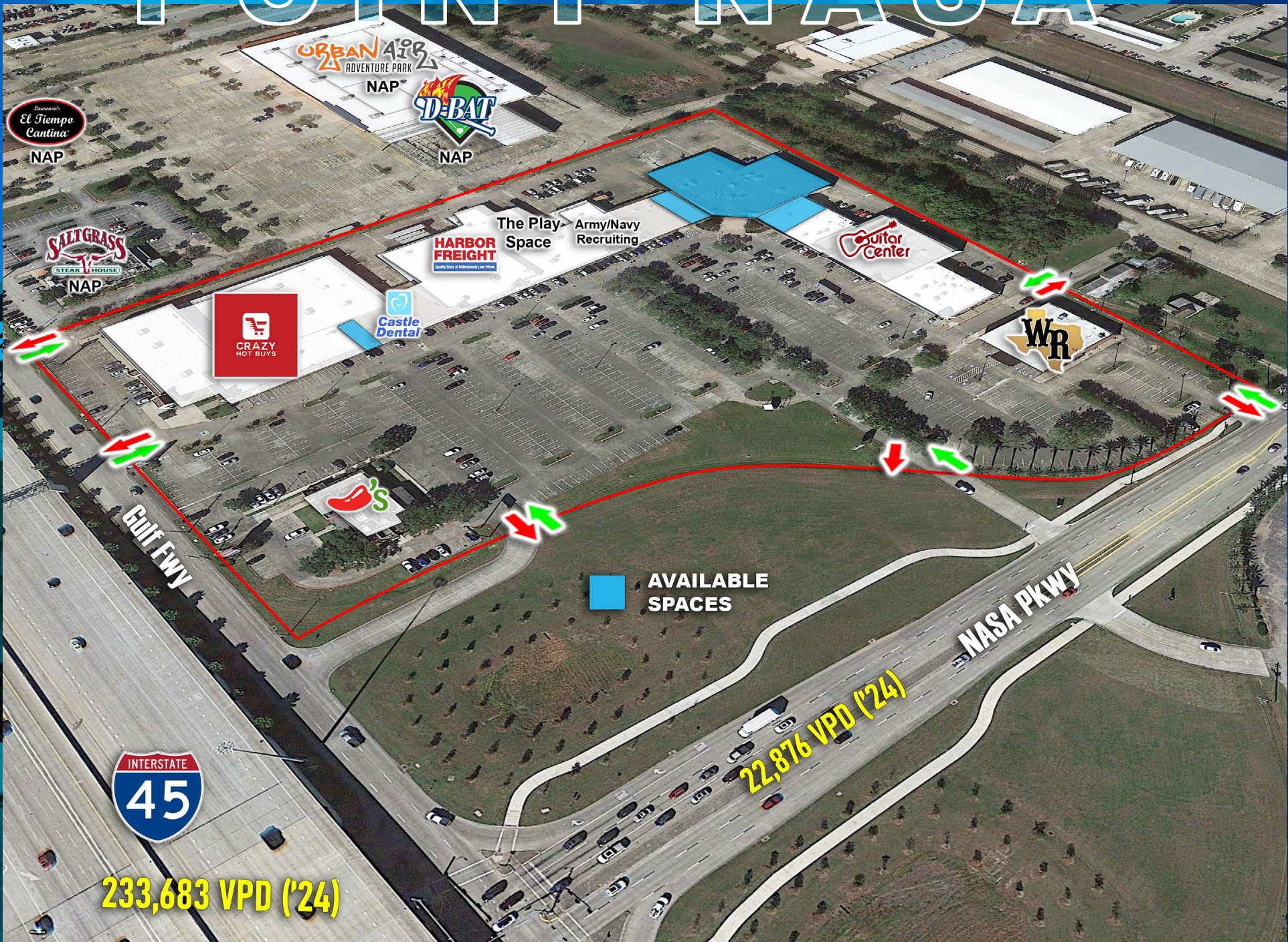
POINT NASA

1020 W NASA RD 1 - WEBSTER, TEXAS 77598



PHOTOS

POINT NASA



1020 W NASA RD 1 - WEBSTER, TEXAS 77598

POINT NASA



1020 W NASA RD 1 - WEBSTER, TEXAS 77598