

SOUTH LAMAR CENTER DISCOUNTED COMMERCIAL CONDO FOR SALE



±104,226 SF SOLD (93%)
Nearly Sold Out - Final Space

**MOTIVATED SELLER
BRING ALL OFFERS!**



LAST SPACE: 8,628 SF AVAILABLE
4544 SOUTH LAMAR [MAP](#)

PRIME SOUTH CENTRAL AUSTIN LOCATION



NEARBY

- Brodie Oaks Development
- St. David's Medical Center
- Downtown Austin
- Westgate Shopping Center
- Sunset Valley
- Barton Creek Square Mall
- Lakehills Plaza

FOR MORE INFORMATION, PLEASE CONTACT:

CRAIG COUCH
mobile: (512) 785 7617
email: couch@centric-re.com

KENT MCCOY
mobile: (469) 955 5368
email: mcco@centric-re.com

NICK OWENS
mobile: (512) 202 8880
email: owens@centric-re.com



CENTRIC
COMMERCIAL

PROPERTY OVERVIEW

LAST REMAINING SPACE

- 8,628 SF
- (Divisible to ~2,500 // 6,000 SF)

BUILDING HIGHLIGHTS

- **Building Size:** ±112,854 SF Total
- **Parking:** ±5.2 per 1,000 SF (includes reserved garage parking)
- **Signage:** Building
- **ASC Compatibility:** Generator pad locations & covered drop off available
- **Clear Height:** ±16'
- **Infrastructure:** Shell condition with restrooms throughout
- **Abundant Power for uses**



RARE OPPORTUNITY

Centric Commercial is pleased to announce South Lamar Center:

- New Office Condominium Project – One-of-Kind buying Opportunity
- Strategically located in the heart of South Central Austin by Central Market & Brodie Oak Center
- The Seller recently acquired the 112,854 SF office building (formerly AT&T call center) and converted the Project into Commercial Condominiums for purchase.
- The Seller's acquisition cost allows Seller to provide significant discount to the market.
- Seller objective is to sell units quickly, in exchange, provide sophisticated prospective purchasers the ability to acquire office condominiums at far below-market discounted pricing.

DISCOUNTED PRICING
BRING ALL OFFERS



CAPITAL IMPROVEMENTS
±\$2.3m in Seller Improvements Completed

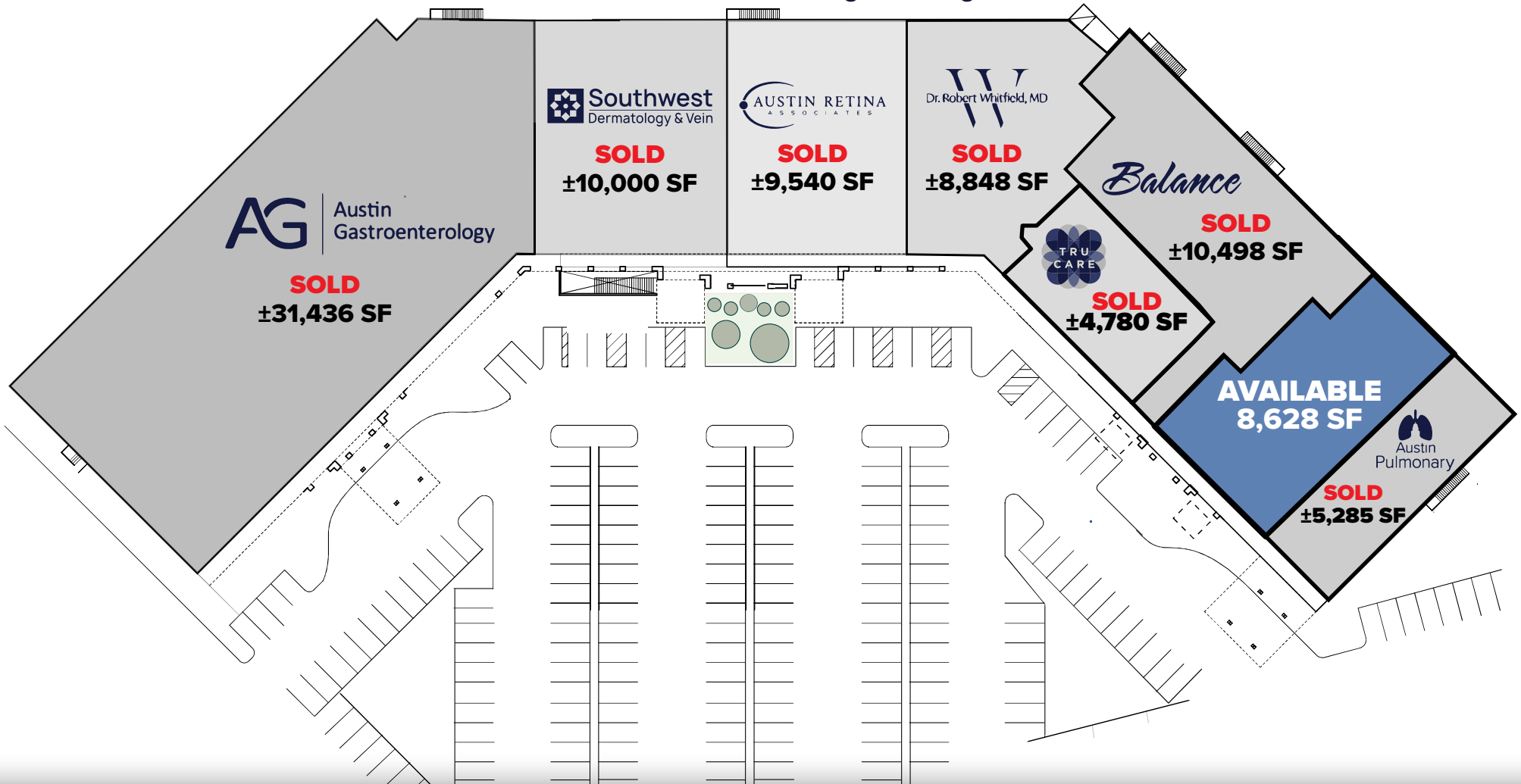


DISCOUNTED PRICING
MOTIVATED SELLER

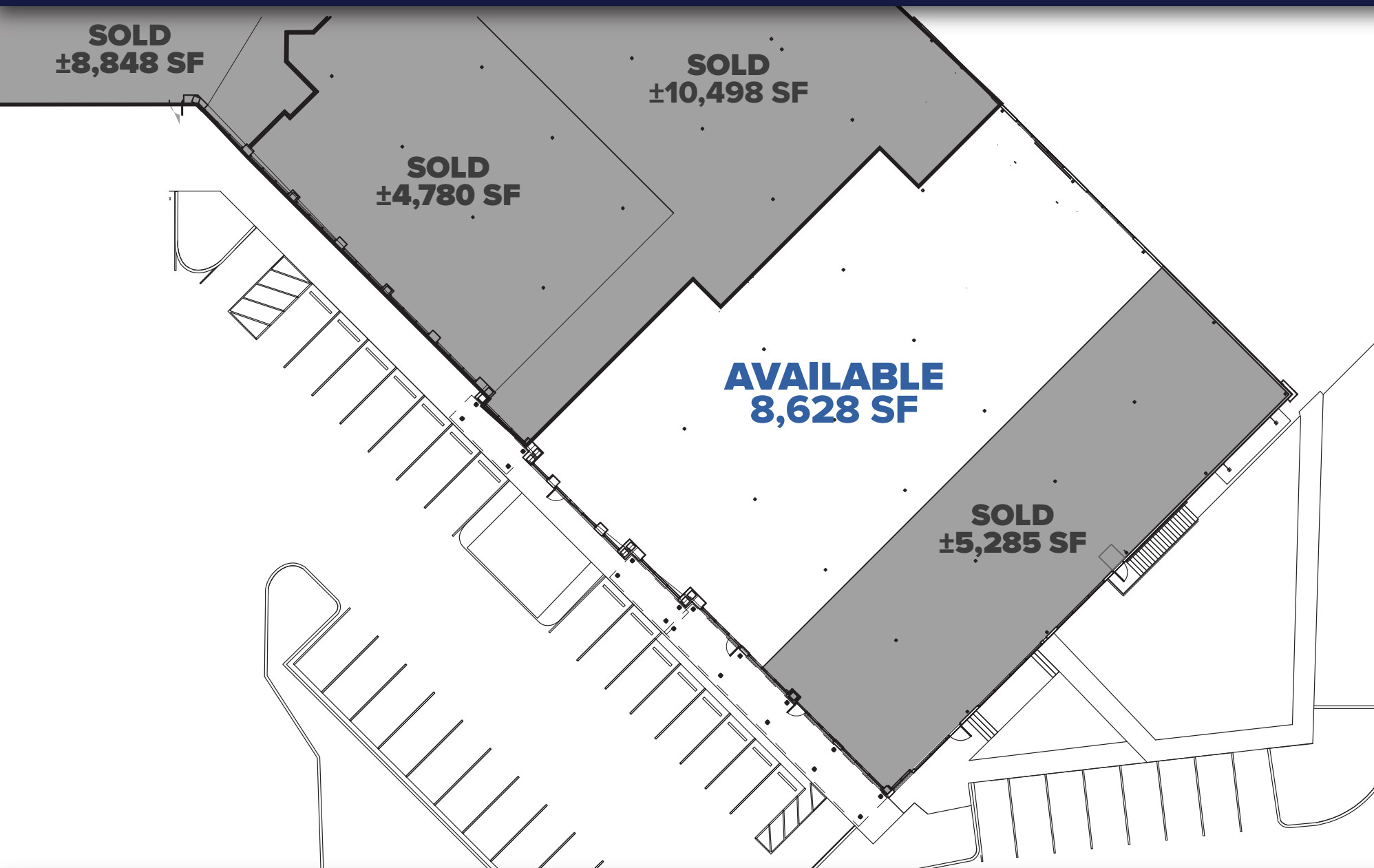
SITE PLAN

8,628 SF AVAILABLE

Covered Reserved Garage Parking



DEMISING PLAN



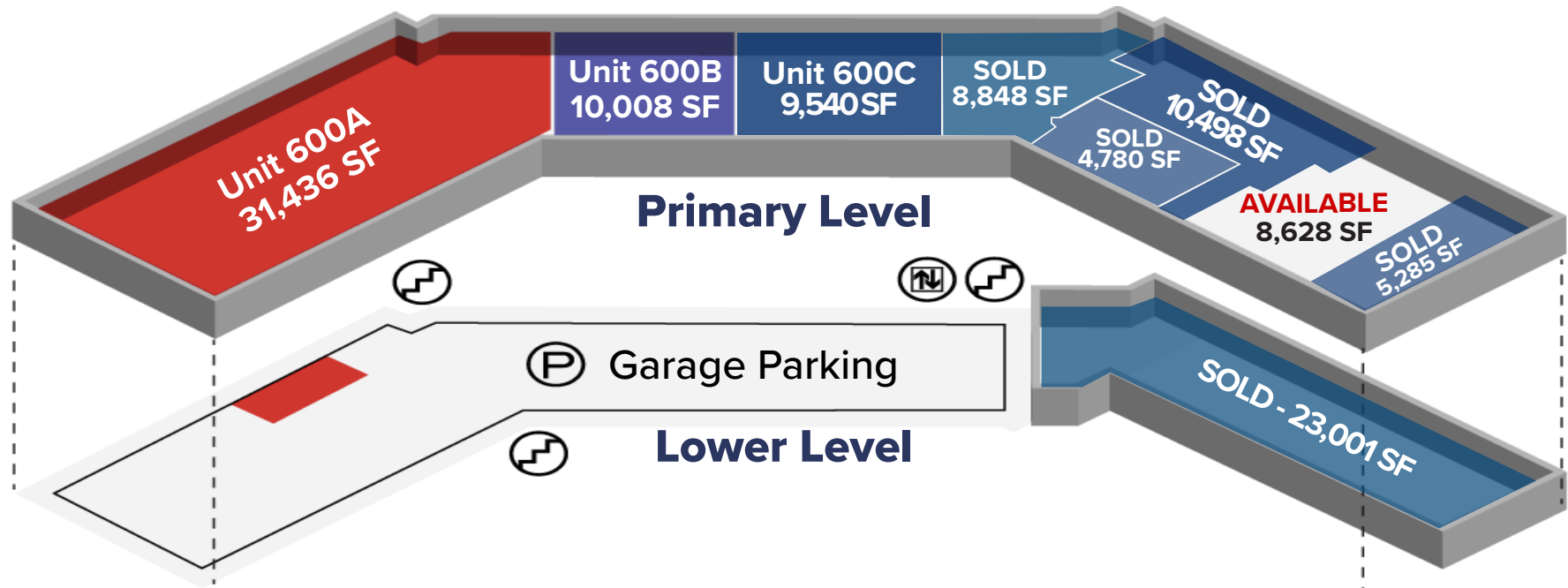
The information contained herein was obtained from sources deemed reliable. Centric Commercial, however, makes no guarantees, warranties, or representations as to the accuracy or completeness thereof. This property information flyer is submitted subject to error, omissions, change of price or conditions, prior to sale or lease, or withdrawal without notice.

BUILDING DIAGRAM

Unit 600 is a 2-level structure. The Primary Level is entirely shell office space. The Lower Level is split between garage parking and shell space.

Building 112,854 SF | Primary Level 89,853 SF | Lower Level 23,001 SF

Primary Level - 86,595 SF at grade with surface parking lot and serves as primary entry to all suites.



Lower Level - 23,001 SF accessible via access around back of building. Garage Parking has 128 Spots.

AMENITY MAP



The information contained herein was obtained from sources deemed reliable. Centric Commercial, however, makes no guarantees, warranties, or representations as to the accuracy or completeness thereof. This property information flyer is submitted subject to error, omissions, change of price or conditions, prior to sale or lease, or withdrawal without notice.

PROJECT RENOVATION PLANS COMPLETE

Seller, at Seller's expense, is investing ±\$2.3M in renovation improvements for end purchaser's benefit and cost savings. Improvements include but not limited to:



New Roof



**Refinish + Paint Exterior
Facade**



**Delivering "Cold Shell"
Interior Canvas**



New Native Landscaping



**Repair, Seal Coat + Stripe
Parking Lot**



**New Electric Utility
Transformer**