




For lease

Plain City Flex Space

3,000 - 9,000 s.f. available - delivering Q1 2026

 **JLL** SEE A BRIGHTER WAY

Site highlights

Advantages and amenities

- Less than 2 miles to I-270 interchange
- 5.5 miles to I-70
- 1.0 mile from amenity rich corridor

Property specifications

- Availability: 3,000 - 9,000 s.f.

• **Building A**

7714 Corporate Blvd.
Available: 3,000 - 9,000 s.f.
Bay size: 3,000 s.f. (25' x 120')

• **Building B**

7650 Industrial Pkwy.
Available: Fully leased
Bay size: 3,600 s.f. (30' x 120')

- 20' clear height
- One (14'x16') drive in door per unit
- Power: 3ph 120V panel per unit
- Energy efficient LED lighting
- Parking: 72 spaces
- Tax abatement: 7 years 45%
- Zoning: Commerce District
- Delivery Q1 2026
- Operating expenses: \$1.93/s.f.



Site plan








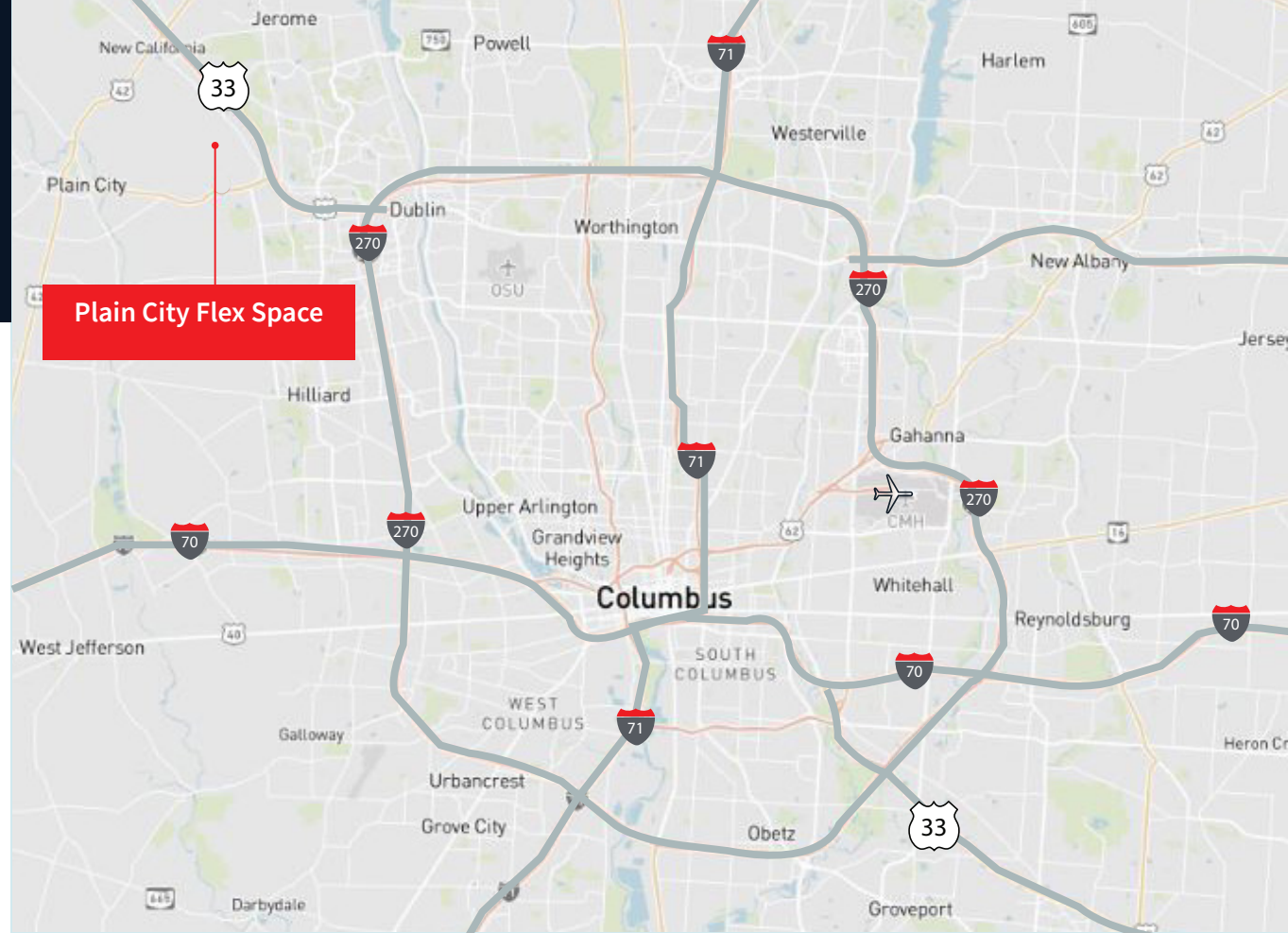
Property photos



Plain City Flex Space/ Plain City, Ohio

Regional access


-  1.0 miles
-  10 miles
-  12 miles
-  3.7 miles
-  12 miles





HONDA
22 minutes




intel.
29 minutes



Downtown Columbus
15 minutes



Port Columbus Intl. Airport
19 minutes



Rickenbacker Intl. Airport
25 minutes

	15 minutes	30 minutes	45 minutes
Estimated population	222,609	1,383,410	1,996,149
Estimated households	88,069	557,240	790,817
Est. average HH income	\$142,299	\$111,021	\$106,205

Corporate neighbors



Amenities



JLL

Matthew Collins

matthew.collins@jll.com

+1 740 815 7986

Tim Davis

tim.davis@jll.com

+1 614 460 4416

Kourt Williams II

kourt.williams@jll.com

+1 614 460 4423