



PALM COAST PKWY NW 19,000 VPD

PALM COAST PKWY 33,000 VPD

PALM COAST PKWY SW 12,000 VPD

SEASIDE PKWY 17,100 VPD

BOULDER ROCK DR



SITE

FOR LEASE

Bank Branch Available

1300 Palm Coast Pkwy. SW | Palm Coast, FL 32137



Winn/Dixie

SouthState

Transformation Fitness

JOE'S NEW YORK PIZZA

TAKE 5

TIRE KINGDOM

Pet Supermarket

QUICK OTAG

CARPET ONE

MS

TACO BELL

Advance Auto Parts

Walmart

Shell

Walmart

TEXAS

DUNKIN'

CIRCLE K

Steak 'n Shake

HARBOR FREIGHT

Ford

Bear's Florida

OLLIE'S

CHINA ONE RESTAURANT

Five Star Pizza

GNC

CELL PHONE REPAIR

EYE-STYLE OPTICAL

SeaGate HOMES

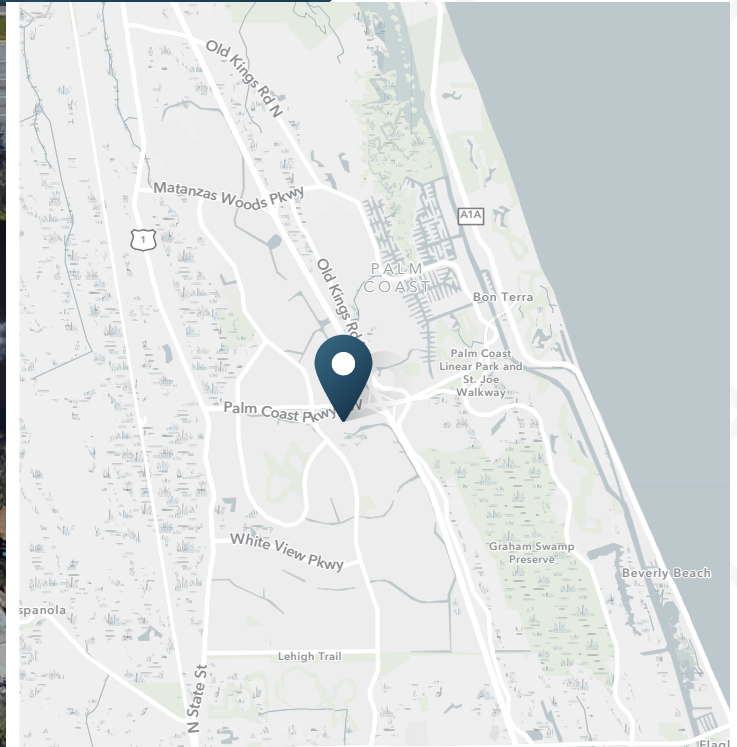
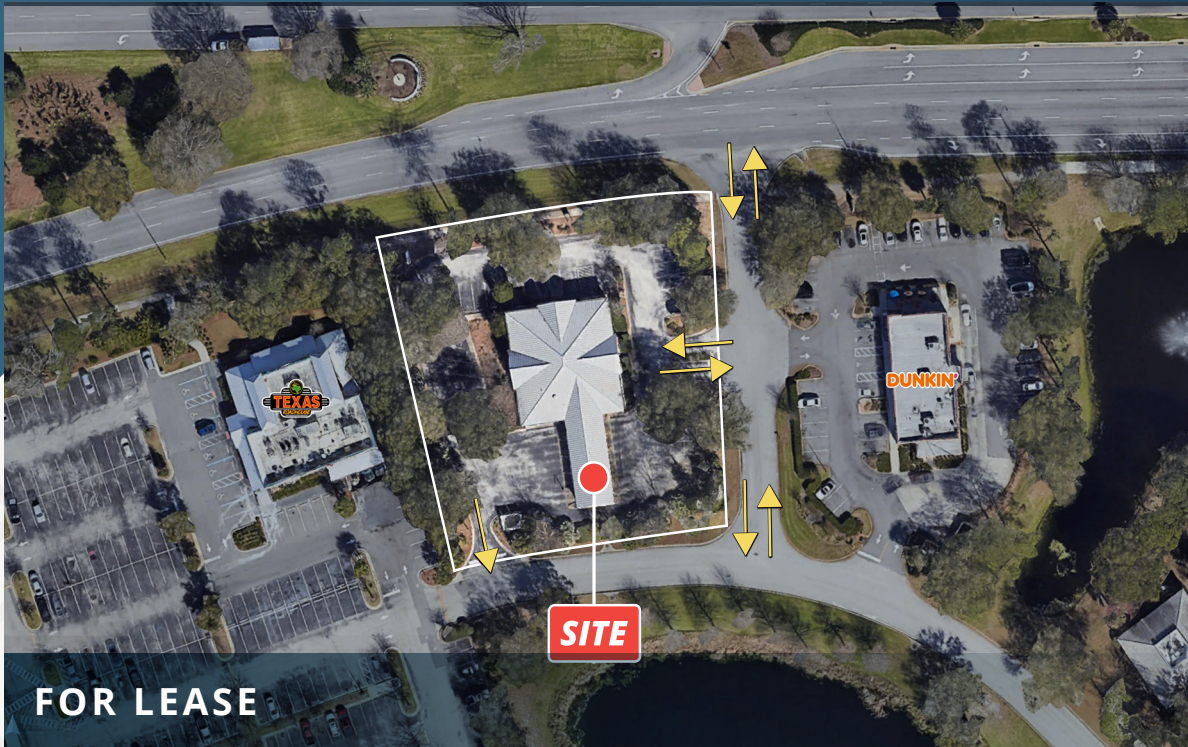
AMERIS BANK

furniture 2Go

Houliga

Bank Branch Available

1300 Palm Coast Pkwy. SW. | Palm Coast, FL 32137



FOR LEASE

1.11 Acres
Size

4,341 SF
Building Size

Contact
Broker
Rate

ABOUT THE PROPERTY

- ±4,348 SF freestanding building with existing bank branch layout, 5 drive-thru lanes, and 28 parking spaces
- Excellent visibility on Palm Coast Parkway with approx. 44,500 vehicles per day
- Signalized access with strong ingress/egress, commercial zoning, and monument signage opportunity
- Fully built-out financial institution footprint ideal for banks, credit unions, medical users, professional office, or service retail conversions

NEARBY RETAILERS



TRAFFIC COUNTS

Palm Coast Pkwy.

33,000 VPD

Source: FDOT



1

20,000 VPD

95

65,500 VPD

BELLE TERRE PKWY

N OCEAN SHORE BLVD
6,400 VPD

PALM COAST PKWY 33,000 VPD

92,438 VPD

24,000 VPD

Pine Lake Apartments
184 Units

Pointe Grand Palm Coast Apartments
300 Units

AdventHealth Palm Coast Parkway Hospital

St. Joe Plaza

Pine Lakes Golf Club

Palm Coast Corners

AdventHealth Medical Plaza Palm Coast

THE HOME DEPOT

SITE

Old Kings Commons

Island Walk Shopping Center

James F. Holland Memorial Park

Cobblestone Village

Hammock Dunes Club and Links Golf Course

Canopy Walk

St. Joe Walkway Scenic Bench

Waterfront Park

Daytona State College

Grand Haven Golf Club

The city council approved final plats for 3 subdivisions totaling 489 new Single-Family houses

Bank Branch Available

1300 Palm Coast Pkwy. SW. | Palm Coast, FL 32137



DEMOGRAPHIC HIGHLIGHTS

1 MILE

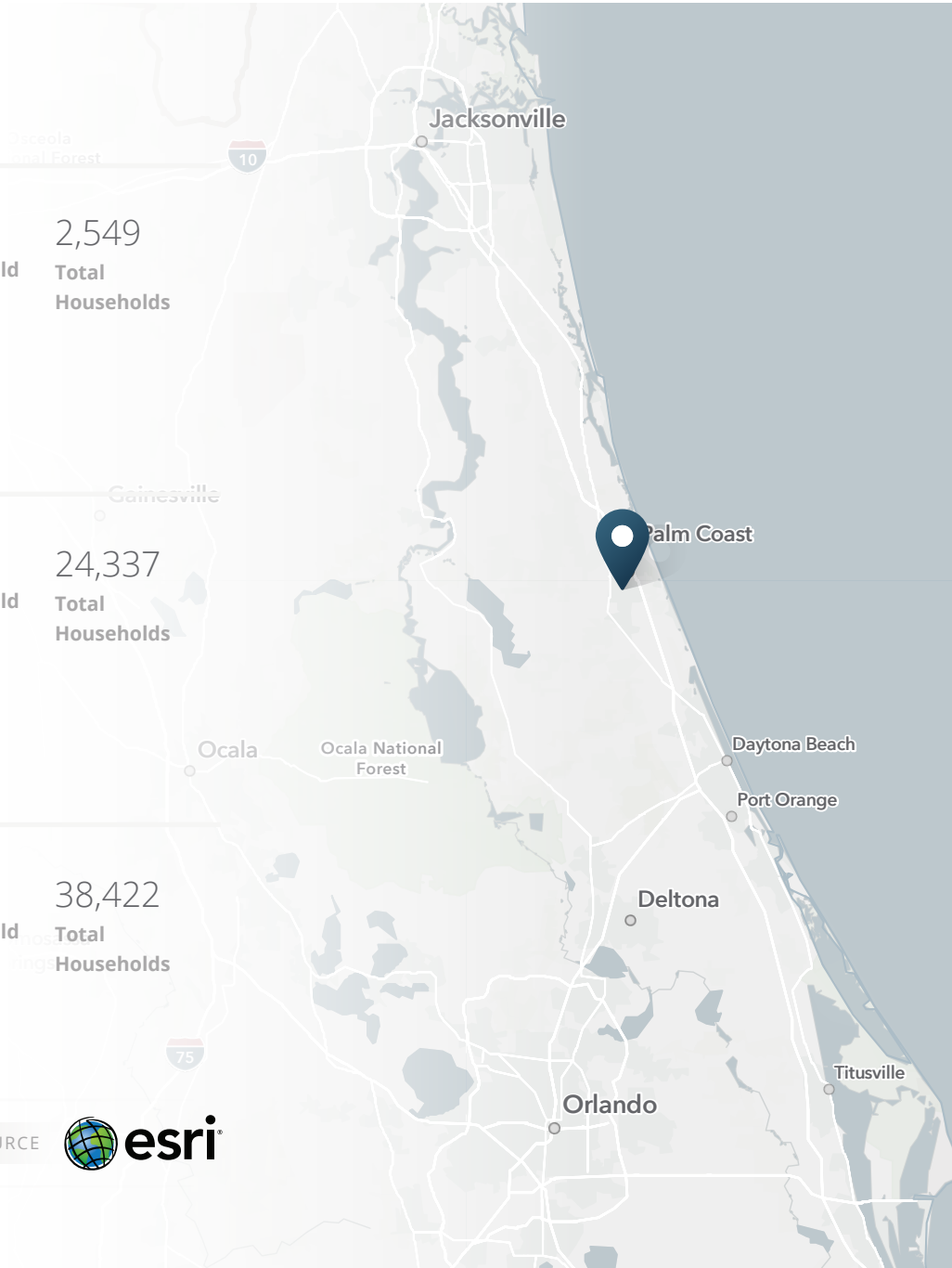
6,011 Population	10,571 Total Daytime Population	\$82,588 Average Household Income	2,549 Total Households
---------------------	---------------------------------------	-----------------------------------------	------------------------------

3 MILES

56,688 Population	51,373 Total Daytime Population	\$102,310 Average Household Income	24,337 Total Households
----------------------	---------------------------------------	------------------------------------------	-------------------------------

5 MILES

90,340 Population	79,200 Total Daytime Population	\$105,306 Average Household Income	38,422 Total Households
----------------------	---------------------------------------	------------------------------------------	-------------------------------



> **Want more?** Contact us for a complete demographic, foot-traffic, and mobile data insights report.





SRS Real Estate Partners
1501 W. Cleveland St, Suite 300
Tampa, FL 33606
813.371.0980

Chris Stewart
813.760.8897
chris.stewart@srsre.com

Serenity Lorenz
813.515.8637
serenity.lorenz@srsre.com

SRSRE.COM

©2025 SRS Real Estate Partners LLC. All Rights Reserved.

The information presented was obtained from sources deemed reliable;
however SRS Real Estate Partners does not guarantee its completeness or accuracy.