TRIM TABLE	
TYPE	COLOR
Base	Sahara Tan
Gable	Polar White
Opening	Polar White

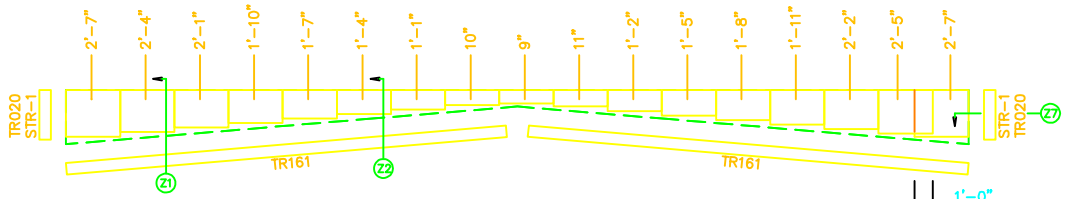

PARAPET BACK SHEETING & TRIM: LINE 1

PANELS: 26 Ga. GBR – Sahara Tan

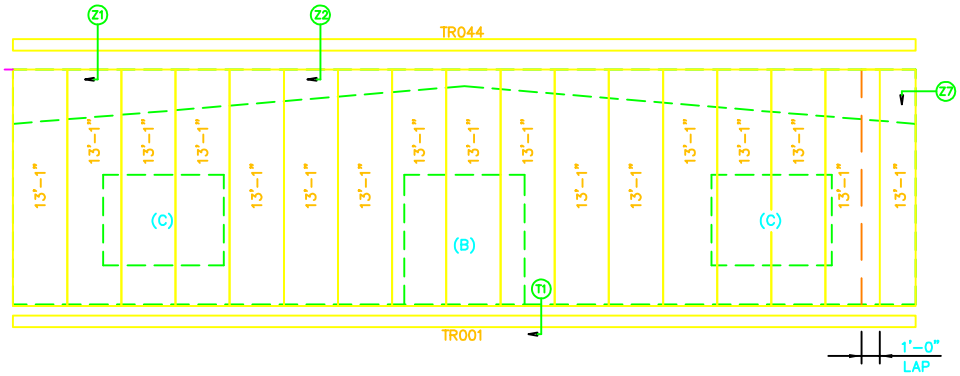

ENDWALL SHEETING & TRIM: FRAME LINE 1

PANELS: 26 Ga. GBR – Sahara Tan

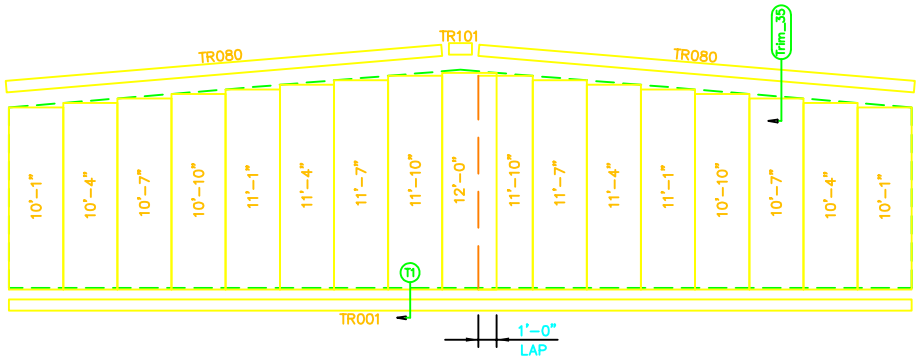

ENDWALL SHEETING & TRIM: FRAME LINE 5

PANELS: 26 Ga. GBR – Sahara Tan

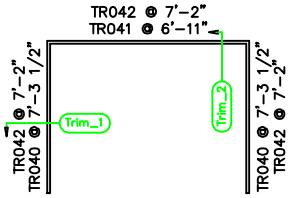

TRIM DETAIL LAYOUT
FOR 6'-8"x7'-2" WALKDOOR
(1 REQ'D)
(B)

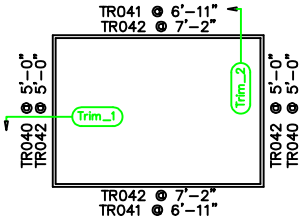

TRIM DETAIL LAYOUT
FOR 6'-8"x5'-0" F.O.
(2 REQ'D)
(C)

GENERAL NOTES

1. FOUNDATION DESIGN AND CONSTRUCTION ARE NOT THE RESPONSIBILITY OF THE BUILDING MANUFACTURER.
2. THE BUILDING REACTION DATA, REPORTS THE LOADS WHICH THIS BUILDING PLACES ON THE FOUNDATION.
3. THE SPECIFIED ANCHOR BOLT DIAMETER ASSUMES ASTM A307. ANCHOR BOLT MATERIAL OF EQUAL DIAMETER MEETING OR EXCEEDING THE STRENGTH REQUIREMENTS SET FORTH ON THESE DRAWINGS MAY BE UTILIZED AT THE DISCRETION OF THE FOUNDATION DESIGN ENGINEER.
4. ANCHOR BOLTS TO BE SUPPLIED BY OTHERS. ANCHOR BOLT EMBEDMENT LENGTH SHALL BE DETERMINED BY THE FOUNDATION ENGINEER.
5. ANCHOR BOLT PROJECTION ABOVE CONCRETE FINISHED SURFACE TO BE 2" UNLESS OTHERWISE NOTED BY FOUNDATION DESIGNER.
6. ANCHOR BOLTS SHALL BE ACCURATELY SET TO A TOLERANCE OF +/- 1/8" IN ELEVATION AND LOCATION. ROD FRAME BASE PLATES ARE PROVIDED WITH OVERSIZED HOLES PER TABLE 14-2 IN THE AISC STEEL CONSTRUCTION MANUAL. APPLICABLE WASHER SIZE TO BE DETERMINED BY FOUNDATION ENGINEER.
7. THE ANCHOR BOLT LOCATIONS PROVIDED BY THE METAL BUILDING MANUFACTURER MAY NOT SATISFY ANCHOR BOLT CONCRETE EDGE DISTANCE REQUIREMENTS DEPENDING ON THE DETAILS OF FOUNDATION DESIGN. IT IS THE RESPONSIBILITY OF THE FOUNDATION DESIGN ENGINEER TO MAKE SURE THAT SUFFICIENT CONCRETE EDGE DISTANCE IS PROVIDED IN THE FOUNDATION DESIGN.
8. MINOR FIELD WORK OF STRUCTURAL, SECONDARY AND PANEL/TRIM ITEMS MAY BE NECESSARY TO ENSURE PROPER FIT. SUCH WORK IS CONSIDERED A NORMAL PART OF METAL BUILDING ERECTION. WE WILL NOT HONOR BACKCHARGES FOR MINOR FIELD WORK.
9. THIS DRAWING IS NOT TO SCALE.

OLYMPIA STEEL BUILDINGS		Customer: JONRIE HOLDINGS LLC	
City: McKEES ROCKS	State: PA	Location: 1 BOLTON LANE MANAHAWKIN, NJ 08050	
Designer: DAZ	Date: 10/11/18		
Drafter: TMS	Date: 10/15/18	Revision No:	Date: / Init.
Detailer:	Date:	Office:	Job No.: 20751
Checker:	Date:	Office:	
ENDWALL SHEETING			Sht. E9 of 14