

FOR LEASE

630 MAPLEWOOD DRIVE

630 MAPLEWOOD DRIVE, JUPITER, FL 33458



PROPERTY DESCRIPTION

Centrally located office opportunity in close proximity to I-95 and the Turnpike. Located in the heart of Jupiter, the building provides ample parking and is surrounded by densely populated residential neighborhoods. Great opportunity for a medical or professional office uses.

PROPERTY HIGHLIGHTS

- Close to I-95 and Florida Turnpike exits
- Prominent building and monument signage
- Close to Jupiter Medical Center and other medical facilities
- Average household incomes averaging \$150,000

OFFERING SUMMARY

Lease Rate:	Negotiable
Available SF:	6,157 SF
Building Size:	14,224 SF

DEMOGRAPHICS	1 MILE	3 MILES	5 MILES
Total Households	4,820	27,811	45,647
Total Population	11,726	70,215	108,226
Average HH Income	\$105,733	\$156,189	\$163,527

BRYAN COHEN

561.471.0212

info@cohencommercial.com



FOR LEASE

630 MAPLEWOOD DRIVE

630 MAPLEWOOD DRIVE, JUPITER, FL 33458



BRYAN COHEN

561.471.0212

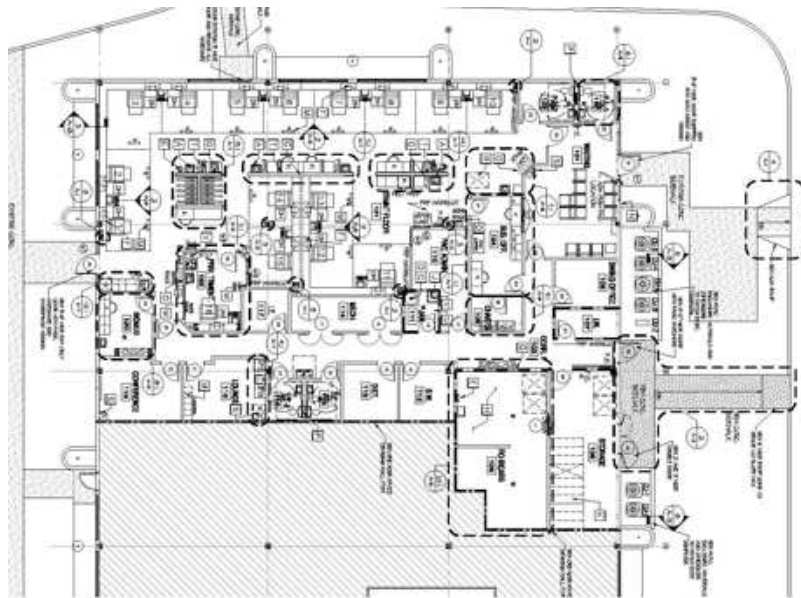
info@cohencommercial.com



FOR LEASE

630 MAPLEWOOD DRIVE

630 MAPLEWOOD DRIVE, JUPITER, FL 33458



BRYAN COHEN

561.471.0212

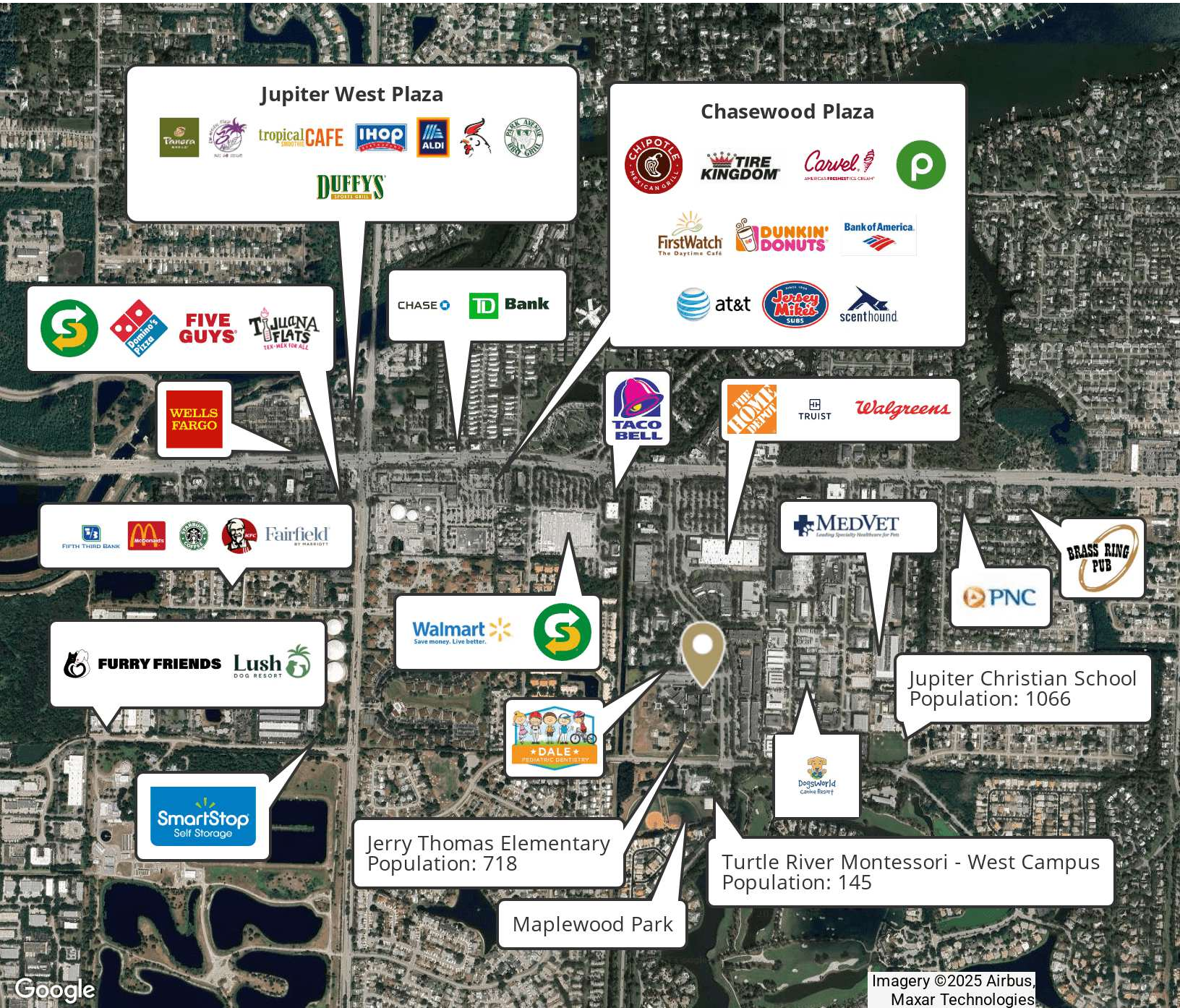
info@cohencommercial.com



FOR LEASE

630 MAPLEWOOD DRIVE

630 MAPLEWOOD DRIVE, JUPITER, FL 33458



Google

Imagery ©2025 Airbus, Maxar Technologies

BRYAN COHEN

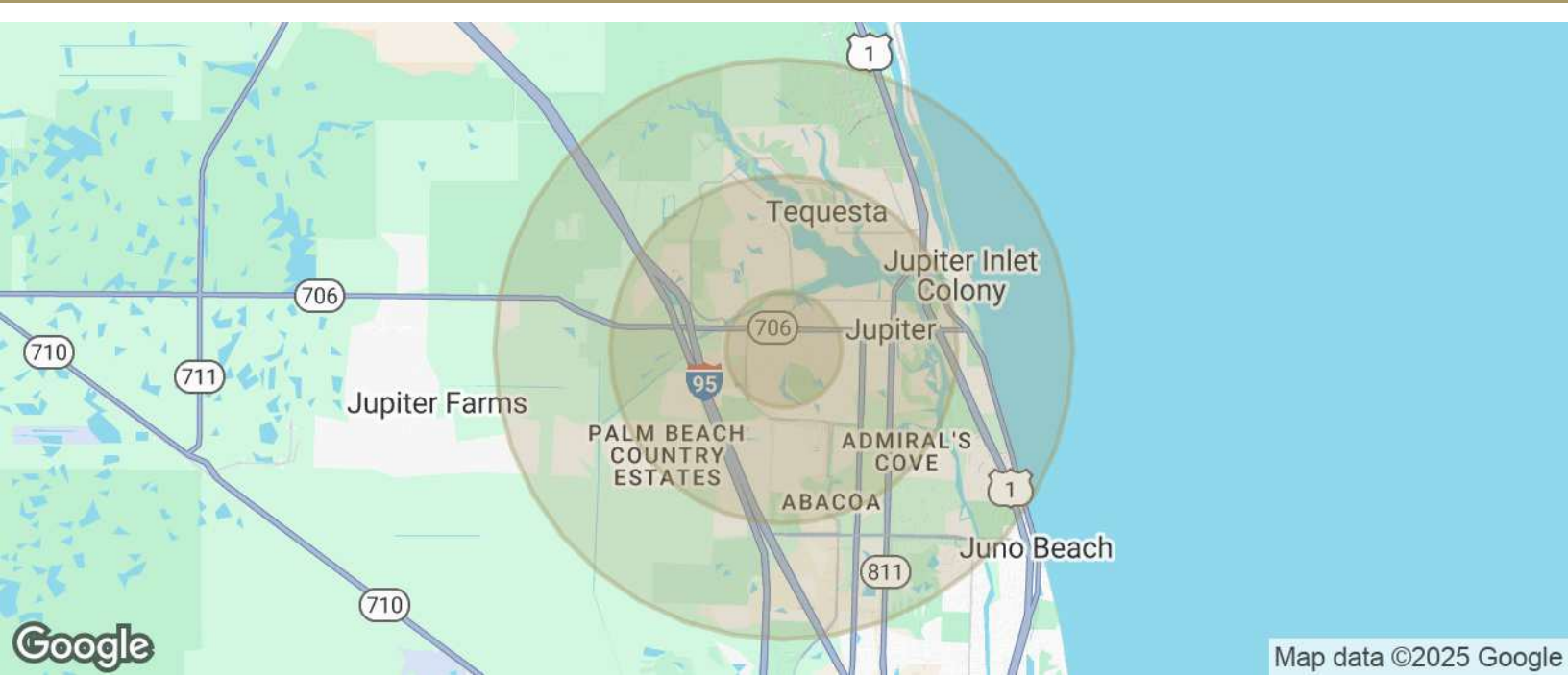
561.471.0212
info@cohencommercial.com



FOR LEASE

630 MAPLEWOOD DRIVE

630 MAPLEWOOD DRIVE, JUPITER, FL 33458



POPULATION	1 MILE	3 MILES	5 MILES
Total Population	11,726	70,215	108,226
Average Age	43	44	47
HOUSEHOLDS & INCOME	1 MILE	3 MILES	5 MILES
Total Households	4,820	27,811	45,647
# of Persons per HH	2.4	2.5	2.4
Average HH Income	\$105,733	\$156,189	\$163,527
Average House Value	\$526,619	\$709,103	\$758,078

Demographics data derived from AlphaMap

BRYAN COHEN

561.471.0212

info@cohencommercial.com

