



SGD, Inc  
980 Enchanted Way, Suite 105  
Simi Valley, CA 93065-0912  
(800) 743-2524

1 1-Photo

Date Taken: 3/30/2026

Taken By: Frank Newman

View of front elevation of subject property. The risk is consist of five single-story apartment buildings constructed in 1964.



2 2-Photo

Date Taken: 3/30/2026

Taken By: Frank Newman

View of front elevation of subject property.





3 3-Photo

Date Taken: 3/30/2026

Taken By: Frank Newman

View of front elevation of subject property. There is no perimeter fencing protecting the subject property.



4 4-Photo

Date Taken: 3/30/2026

Taken By: Frank Newman

View of front elevation of subject property. There is no perimeter fencing protecting the subject property.





SGD, Inc  
980 Enchanted Way, Suite 105  
Simi Valley, CA 93065-0912  
(800) 743-2524

5 5-Photo

Date Taken: 3/30/2026

Taken By: Frank Newman

View of 61850 South Building. The building surrounding windows and doors have been boarded up.



6 6-Photo

Date Taken: 3/30/2026

Taken By: Frank Newman

View of the front elevation of the subject property.





7 7-Photo

Date Taken: 3/30/2026

Taken By: Frank Newman

View of 61850 West Building. The building surrounding windows and doors have been boarded up.



8 8-Photo

Date Taken: 3/30/2026

Taken By: Frank Newman

View of 61850 West Building. The water heater unit has been damaged.





9 9-Photo

Date Taken: 3/30/2026

Taken By: Frank Newman

View of the sustained damage to  
61850 West Building.



10 10-Photo

Date Taken: 3/30/2026

Taken By: Frank Newman

View of 61850 West Building. The  
water heater unit has been damaged.





11 11-Photo

Date Taken: 3/30/2026

Taken By: Frank Newman

View of the plumbing for the water heater unit for 61850 West Building.



12 12-Photo

Date Taken: 3/30/2026

Taken By: Frank Newman

View of 61850 West Building. The building surrounding windows and doors have been boarded up.





13 13-Photo

Date Taken: 3/30/2026

Taken By: Frank Newman

View of 61850 West Building. The building surrounding windows and doors have been boarded up.



14 14-Photo

Date Taken: 3/30/2026

Taken By: Frank Newman

View of 61850 West Building. The electrical panel has been damaged.





15 15-Photo

Date Taken: 3/30/2026

Taken By: Frank Newman

View of 61850 West Building. The cable panel has been damaged.



16 16-Photo

Date Taken: 3/30/2026

Taken By: Frank Newman

View of the condenser unit along the rooftop of 61850 West Building.





17 17-Photo

Date Taken: 3/30/2026

Taken By: Frank Newman

View of 61850 North Building. The building surrounding windows and doors have been boarded up.



18 18-Photo

Date Taken: 3/30/2026

Taken By: Frank Newman

View of 61850 North Building. The building surrounding windows and doors have been boarded up.





19 19-Photo

Date Taken: 3/30/2026

Taken By: Frank Newman

View of 61850 North Building. The building surrounding windows and doors have been boarded up.



20 20-Photo

Date Taken: 3/30/2026

Taken By: Frank Newman

View of 61850 North Building. The building surrounding windows and doors have been boarded up.





21 21-Photo

Date Taken: 3/30/2026

Taken By: Frank Newman

View of the damaged A/C condenser unit for 61850 North Building.



22 22-Photo

Date Taken: 3/30/2026

Taken By: Frank Newman

View of the damaged A/C condenser unit for 61850 North Building.





23 23-Photo

Date Taken: 3/30/2026

Taken By: Frank Newman

View of the damaged A/C condenser unit for 61850 North Building.



24 24-Photo

Date Taken: 3/30/2026

Taken By: Frank Newman

View of 61850 North Building. The building surrounding windows and doors have been boarded up.





25 25-Photo

Date Taken: 3/30/2026

Taken By: Frank Newman

View of 61850 North Building. The building surrounding windows and doors have been boarded up.



26 26-Photo

Date Taken: 3/30/2026

Taken By: Frank Newman

View of the damaged swamp cooler unit for 61850 North Building.





27 27-Photo

Date Taken: 3/30/2026

Taken By: Frank Newman

View of the damaged swamp cooler unit for 61850 North Building.



28 28-Photo

Date Taken: 3/30/2026

Taken By: Frank Newman

View of the damaged swamp cooler unit for 61850 North Building.





29 29-Photo

Date Taken: 3/30/2026

Taken By: Frank Newman

View of the location where the swamp cooler unit was mounted along the exterior wall of 61850 North Building.



30 30-Photo

Date Taken: 3/30/2026

Taken By: Frank Newman

View of the electrical wiring stolen from along the exterior wall of 61850 North Building.





31 31-Photo

Date Taken: 3/30/2026

Taken By: Frank Newman

View of 61850 North Building. The building surrounding windows and doors have been boarded up.



32 32-Photo

Date Taken: 3/30/2026

Taken By: Frank Newman

View from within the interiors of 61850 North Building.





33 33-Photo

Date Taken: 3/30/2026

Taken By: Frank Newman

View from within the interiors of  
61850 North Building.



34 34-Photo

Date Taken: 3/30/2026

Taken By: Frank Newman

View from within the interiors of  
61850 North Building.





35 35-Photo

Date Taken: 3/30/2026

Taken By: Frank Newman

View of 61850 South Building. The building surrounding windows and doors have been boarded up.



36 36-Photo

Date Taken: 3/30/2026

Taken By: Frank Newman

View of the damaged water heater unit and electrical panels for 61850 South Building.





37 37-Photo

Date Taken: 3/30/2026

Taken By: Frank Newman

View of the damaged swamp cooler unit from along the rooftop of 61850 South Building.



38 38-Photo

Date Taken: 3/30/2026

Taken By: Frank Newman

View of the damaged swamp cooler unit from along the rooftop of 61850 South Building.





39 39-Photo

Date Taken: 3/30/2026

Taken By: Frank Newman

View of the damaged water heater unit for 61850 South Building.



40 40-Photo

Date Taken: 3/30/2026

Taken By: Frank Newman

View of the sustained damage to 61850 South Building.





41 41-Photo

Date Taken: 3/30/2026

Taken By: Frank Newman

View of the damaged electrical panels for 61850 South Building.



42 42-Photo

Date Taken: 3/30/2026

Taken By: Frank Newman

View of the damaged electrical panels for 61850 South Building.





43 43-Photo

Date Taken: 3/30/2026

Taken By: Frank Newman

View of the damaged electrical panels for 61850 South Building.



44 44-Photo

Date Taken: 3/30/2026

Taken By: Frank Newman

View of the damaged electrical panels for 61850 South Building.





45 45-Photo

Date Taken: 3/30/2026

Taken By: Frank Newman

View of the damaged electrical panels for 61850 South Building.



46 46-Photo

Date Taken: 3/30/2026

Taken By: Frank Newman

View of the damaged electrical panels for 61850 South Building.





47 47-Photo

Date Taken: 3/30/2026

Taken By: Frank Newman

View of the damaged electrical panels  
for 61850 South Building.



48 48-Photo

Date Taken: 3/30/2026

Taken By: Frank Newman

View of the damaged electrical panels  
for 61850 South Building.





**SGD, Inc**

SGD, Inc  
980 Enchanted Way, Suite 105  
Simi Valley, CA 93065-0912  
(800) 743-2524

49 49-Photo

Date Taken: 3/30/2026

Taken By: Frank Newman

View of the damaged electrical panels for 61850 South Building.



50 50-Photo

Date Taken: 3/30/2026

Taken By: Frank Newman

View of 61850 South Building. The building surrounding windows and doors have been boarded up.





51 51-Photo

Date Taken: 3/30/2026

Taken By: Frank Newman

View of 61850 South Building. The building surrounding windows and doors have been boarded up.



52 52-Photo

Date Taken: 3/30/2026

Taken By: Frank Newman

View of the disconnected gas meter for 61850 South Building.



53 53-Photo

Date Taken: 3/30/2026

Taken By: Frank Newman

View of 61850 South Building. The building surrounding windows and doors have been boarded up.



54 54-Photo

Date Taken: 3/30/2026

Taken By: Frank Newman

View of 61850 South Building. The building surrounding windows and doors have been boarded up.





55 55-Photo

Date Taken: 3/30/2026

Taken By: Frank Newman

View of 61850 South Building. The building surrounding windows and doors have been boarded up.



56 56-Photo

Date Taken: 3/30/2026

Taken By: Frank Newman

View of 61850 South Building. The building surrounding windows and doors have been boarded up.





57 57-Photo

Date Taken: 3/30/2026

Taken By: Frank Newman

View of 61850 South Building. The building surrounding windows and doors have been boarded up.



58 58-Photo

Date Taken: 3/30/2026

Taken By: Frank Newman

View of 61850 South Building. The building surrounding windows and doors have been boarded up.





59 59-Photo

Date Taken: 3/30/2026

Taken By: Frank Newman

View of 61850 South Building. The building surrounding windows and doors have been boarded up.



60 60-Photo

Date Taken: 3/30/2026

Taken By: Frank Newman

View of 61850 South Building. The building surrounding windows and doors have been boarded up.





61 61-Photo

Date Taken: 3/30/2026

Taken By: Frank Newman

View of 61850 South Building. The building surrounding windows and doors have been boarded up.



62 62-Photo

Date Taken: 3/30/2026

Taken By: Frank Newman

View of 61850 South Building. The building surrounding windows and doors have been boarded up.





63 63-Photo

Date Taken: 3/30/2026

Taken By: Frank Newman

View of 61850 South Building. The building surrounding windows and doors have been boarded up.



64 64-Photo

Date Taken: 3/30/2026

Taken By: Frank Newman

View of 61850 South Building. The building surrounding windows and doors have been boarded up.





65 65-Photo

Date Taken: 3/30/2026

Taken By: Frank Newman

View of 61850 South Building. The building surrounding windows and doors have been boarded up.



66 66-Photo

Date Taken: 3/30/2026

Taken By: Frank Newman

View of 61850 East Building. The building surrounding windows and doors have been boarded up.





67 67-Photo

Date Taken: 3/30/2026

Taken By: Frank Newman

View of 61850 East Building. The building surrounding windows and doors have been boarded up.



68 68-Photo

Date Taken: 3/30/2026

Taken By: Frank Newman

View of 61850 East Building. The building surrounding windows and doors have been boarded up.





69 69-Photo

Date Taken: 3/30/2026

Taken By: Frank Newman

View of 61850 East Building. The building surrounding windows and doors have been boarded up.



70 70-Photo

Date Taken: 3/30/2026

Taken By: Frank Newman

View of the front elevation of 61850 East Building.





71 71-Photo

Date Taken: 3/30/2026

Taken By: Frank Newman

View of the realtor sign along the front elevation of the subject property.



72 72-Photo

Date Taken: 3/30/2026

Taken By: Frank Newman

View of the entrance to 61850 East Building from the front elevation. There is no front door for the apartment unit.





73 73-Photo

Date Taken: 3/30/2026

Taken By: Frank Newman

View of the damaged interiors of  
61850 East Building.



74 74-Photo

Date Taken: 3/30/2026

Taken By: Frank Newman

View of the damaged interiors of  
61850 East Building.





75 75-Photo

Date Taken: 3/30/2026

Taken By: Frank Newman

View of the damaged interiors of  
61850 East Building.



76 76-Photo

Date Taken: 3/30/2026

Taken By: Frank Newman

View of the damaged interiors of  
61850 East Building.





77 77-Photo

Date Taken: 3/30/2026

Taken By: Frank Newman

View of the damaged interiors of  
61850 East Building.



78 78-Photo

Date Taken: 3/30/2026

Taken By: Frank Newman

View of the damaged interiors of  
61850 East Building.





79 79-Photo

Date Taken: 3/30/2026

Taken By: Frank Newman

View of the damaged interiors of  
61850 East Building.



80 80-Photo

Date Taken: 3/30/2026

Taken By: Frank Newman

View of the damaged interiors of  
61850 East Building.





81 81-Photo

Date Taken: 3/30/2026

Taken By: Frank Newman

View of the damaged interiors of  
61850 East Building.



82 82-Photo

Date Taken: 3/30/2026

Taken By: Frank Newman

View of the damaged interiors of  
61850 East Building.





83 83-Photo

Date Taken: 3/30/2026

Taken By: Frank Newman

View of the damaged interiors of  
61850 East Building.



84 84-Photo

Date Taken: 3/30/2026

Taken By: Frank Newman

View of the damaged interiors of  
61850 East Building.





85 85-Photo

Date Taken: 3/30/2026

Taken By: Frank Newman

View of the damaged interiors of  
61850 East Building.



86 86-Photo

Date Taken: 3/30/2026

Taken By: Frank Newman

View of the damaged interiors of  
61850 East Building.





87 87-Photo

Date Taken: 3/30/2026

Taken By: Frank Newman

View of the damaged interiors of  
61850 East Building.



88 88-Photo

Date Taken: 3/30/2026

Taken By: Frank Newman

View of the damaged interiors of  
61850 East Building.





89 89-Photo

Date Taken: 3/30/2026

Taken By: Frank Newman

View of the damaged interiors of  
61850 East Building.



90 90-Photo

Date Taken: 3/30/2026

Taken By: Frank Newman

View of the damaged interiors of  
61850 East Building.





91 91-Photo

Date Taken: 3/30/2026

Taken By: Frank Newman

View of the damaged interiors of  
61850 East Building.



92 92-Photo

Date Taken: 3/30/2026

Taken By: Frank Newman

View of the damaged interiors of  
61850 East Building.





93 93-Photo

Date Taken: 3/30/2026

Taken By: Frank Newman

View of the damaged interiors of  
61850 East Building.



94 94-Photo

Date Taken: 3/30/2026

Taken By: Frank Newman

View of the damaged interiors of  
61850 East Building.





95 95-Photo

Date Taken: 3/30/2026

Taken By: Frank Newman

View of the damaged interiors of  
61850 East Building.



96 96-Photo

Date Taken: 3/30/2026

Taken By: Frank Newman

View of the damaged interiors of  
61850 East Building.





97 97-Photo

Date Taken: 3/30/2026

Taken By: Frank Newman

View of the damaged interiors of  
61850 East Building.




98 98-Photo

Date Taken: 3/30/2026

Taken By: Frank Newman

View of the damaged interiors of  
61850 East Building.





99 99-Photo

Date Taken: 3/30/2026

Taken By: Frank Newman

View of the damaged interiors of  
61850 East Building.



100 100-Photo

Date Taken: 3/30/2026

Taken By: Frank Newman

View of the damaged interiors of  
61850 East Building.





101 101-Photo

Date Taken: 3/30/2026

Taken By: Frank Newman

View of the damaged interiors of  
61850 East Building.



102 102-Photo

Date Taken: 3/30/2026

Taken By: Frank Newman

View of the damaged interiors of  
61850 East Building.





103 103-Photo

Date Taken: 3/30/2026

Taken By: Frank Newman

View of the damaged interiors of  
61850 East Building.



104 104-Photo

Date Taken: 3/30/2026

Taken By: Frank Newman

View of the damaged interiors of  
61850 East Building.





105 105-Photo

Date Taken: 3/30/2026

Taken By: Frank Newman

View of the damaged interiors of  
61850 East Building.



106 106-Photo

Date Taken: 3/30/2026

Taken By: Frank Newman

View of the damaged interiors of  
61850 East Building.





107 107-Photo

Date Taken: 3/30/2026

Taken By: Frank Newman

View of the damaged interiors of  
61850 East Building.



108 108-Photo

Date Taken: 3/30/2026

Taken By: Frank Newman

View of the interiors of 61850 East  
Building.





109 109-Photo

Date Taken: 3/30/2026

Taken By: Frank Newman

View of the damaged interiors of  
61850 East Building.



110 110-Photo

Date Taken: 3/30/2026

Taken By: Frank Newman

View of the damaged interiors of  
61850 East Building.





111 111-Photo

Date Taken: 3/30/2026

Taken By: Frank Newman

View of the damaged interiors of  
61850 East Building.



112 112-Photo

Date Taken: 3/30/2026

Taken By: Frank Newman

View of the damaged interiors of  
61850 East Building.





113 113-Photo

Date Taken: 3/30/2026

Taken By: Frank Newman

View of the damaged interiors of  
61850 East Building.



114 114-Photo

Date Taken: 3/30/2026

Taken By: Frank Newman

View of the damaged interiors of  
61850 East Building.





115 115-Photo

Date Taken: 3/30/2026

Taken By: Frank Newman

View of the damaged interiors of  
61850 East Building.



116 116-Photo

Date Taken: 3/30/2026

Taken By: Frank Newman

View of the damaged interiors of  
61850 East Building.





117 117-Photo

Date Taken: 3/30/2026

Taken By: Frank Newman

View of the damaged interiors of  
61850 East Building.



118 118-Photo

Date Taken: 3/30/2026

Taken By: Frank Newman

View of the damaged interiors of  
61850 East Building.





119 119-Photo

Date Taken: 3/30/2026

Taken By: Frank Newman

View of the damaged interiors of  
61850 East Building.



120 120-Photo

Date Taken: 3/30/2026

Taken By: Frank Newman

View of the damaged interiors of  
61850 East Building.





121 121-Photo

Date Taken: 3/30/2026

Taken By: Frank Newman

View of the damaged interiors of  
61850 East Building.



122 122-Photo

Date Taken: 3/30/2026

Taken By: Frank Newman

View of the damaged interiors of  
61850 East Building.





123 123-Photo

Date Taken: 3/30/2026

Taken By: Frank Newman

View of the damaged interiors of  
61850 East Building.




124 124-Photo

Date Taken: 3/30/2026

Taken By: Frank Newman

View of the damaged interiors of  
61850 East Building.





125 125-Photo

Date Taken: 3/30/2026

Taken By: Frank Newman

View of the damaged interiors of  
61850 East Building.



126 126-Photo

Date Taken: 3/30/2026

Taken By: Frank Newman

View of the damaged interiors of  
61850 East Building.





127 127-Photo

Date Taken: 3/30/2026

Taken By: Frank Newman

View of the damaged interiors of  
61850 East Building.



128 128-Photo

Date Taken: 3/30/2026

Taken By: Frank Newman

View of the damaged interiors of  
61850 East Building.





129 129-Photo

Date Taken: 3/30/2026

Taken By: Frank Newman

View of the damaged interiors of  
61850 East Building.



130 130-Photo

Date Taken: 3/30/2026

Taken By: Frank Newman

View of the damaged interiors of  
61850 East Building.





131 131-Photo

Date Taken: 3/30/2026

Taken By: Frank Newman

View of the damaged interiors of  
61850 East Building.



132 132-Photo

Date Taken: 3/30/2026

Taken By: Frank Newman

View of the damaged interiors of  
61850 East Building.





133 133-Photo

Date Taken: 3/30/2026

Taken By: Frank Newman

View of the damaged interiors of  
61850 East Building.



134 134-Photo

Date Taken: 3/30/2026

Taken By: Frank Newman

View of the damaged interiors of  
61850 East Building.





135 135-Photo

Date Taken: 3/30/2026

Taken By: Frank Newman

View of the damaged interiors of  
61850 East Building.



136 136-Photo

Date Taken: 3/30/2026

Taken By: Frank Newman

View of the damaged interiors of  
61850 East Building.





137 137-Photo

Date Taken: 3/30/2026

Taken By: Frank Newman

View of the damaged interiors of  
61850 East Building.



138 138-Photo

Date Taken: 3/30/2026

Taken By: Frank Newman

View of the damaged interiors of  
61850 East Building.





139 139-Photo

Date Taken: 3/30/2026

Taken By: Frank Newman

View of the doorway to the apartment unit within 61850 East Building.  
There is no front door.



140 140-Photo

Date Taken: 3/30/2026

Taken By: Frank Newman

View of front elevation from the 61850 East Building.





141 141-Photo

Date Taken: 3/30/2026

Taken By: Frank Newman

View of front elevation from the  
61850 East Building.



142 142-Photo

Date Taken: 3/30/2026

Taken By: Frank Newman

View of 61850 East Building. The  
building surrounding windows and  
doors have been boarded up.





143 143-Photo

Date Taken: 3/30/2026

Taken By: Frank Newman

View of 61850 East Building. The building surrounding windows and doors have been boarded up.



144 144-Photo

Date Taken: 3/30/2026

Taken By: Frank Newman

View of 61850 East Building. The building surrounding windows and doors have been boarded up.





145 145-Photo

Date Taken: 3/30/2026

Taken By: Frank Newman

View of 61850 East Building. The building surrounding windows and doors have been boarded up.



146 146-Photo

Date Taken: 3/30/2026

Taken By: Frank Newman

View of the grills by 61850 East Building.





147 147-Photo

Date Taken: 3/30/2026

Taken By: Frank Newman

View of the damaged electrical panels  
for 61850 East Building.



148 148-Photo

Date Taken: 3/30/2026

Taken By: Frank Newman

View of the damaged electrical panels  
for 61850 East Building.





149 149-Photo

Date Taken: 3/30/2026

Taken By: Frank Newman

View of the damaged electrical panels for 61850 East Building.




150 150-Photo

Date Taken: 3/30/2026

Taken By: Frank Newman

View of the damaged electrical panels for 61850 East Building.





151 151-Photo

Date Taken: 3/30/2026

Taken By: Frank Newman

View of the damaged electrical panels for 61850 East Building.



152 152-Photo

Date Taken: 3/30/2026

Taken By: Frank Newman

View of the damaged electrical panels for 61850 East Building.





153 153-Photo

Date Taken: 3/30/2026

Taken By: Frank Newman

View of 61850 East Building. The building surrounding windows and doors have been boarded up.



154 154-Photo

Date Taken: 3/30/2026

Taken By: Frank Newman

View of 61850 East Building. The building surrounding windows and doors have been boarded up.





155 155-Photo

Date Taken: 3/30/2026

Taken By: Frank Newman

View of 61850 East Building. The building surrounding windows and doors have been boarded up.



156 156-Photo

Date Taken: 3/30/2026

Taken By: Frank Newman

View of 61850 East Building. The building surrounding windows and doors have been boarded up.





157 157-Photo

Date Taken: 3/30/2026

Taken By: Frank Newman

View of 61850 East Building. The building surrounding windows and doors have been boarded up.



158 158-Photo

Date Taken: 3/30/2026

Taken By: Frank Newman

View of 61850 East Building. The building surrounding windows and doors have been boarded up.





159 159-Photo

Date Taken: 3/30/2026

Taken By: Frank Newman

View of the damaged exterior wall for  
61850 East Building.



160 160-Photo

Date Taken: 3/30/2026

Taken By: Frank Newman

View of the fire damage along the  
exterior wall of 61850 East Building.  
The building surrounding windows  
and doors have been boarded up.





161 161-Photo

Date Taken: 3/30/2026

Taken By: Frank Newman

View of the fire damage along the exterior wall of 61850 East Building. The building surrounding windows and doors have been boarded up.



162 162-Photo

Date Taken: 3/30/2026

Taken By: Frank Newman

View of the fire damage along the exterior wall of 61850 East Building. The building surrounding windows and doors have been boarded up.





163 163-Photo

Date Taken: 3/30/2026

Taken By: Frank Newman

View of the fire damage along the soffit of 61850 East Building. The building surrounding windows and doors have been boarded up.



164 164-Photo

Date Taken: 3/30/2026

Taken By: Frank Newman

View of the fire damage along the soffit of 61850 East Building. The building surrounding windows and doors have been boarded up.





165 165-Photo

Date Taken: 3/30/2026

Taken By: Frank Newman

View of the missing cable panel for 61850 East Building. The building surrounding windows and doors have been boarded up.



166 166-Photo

Date Taken: 3/30/2026

Taken By: Frank Newman

View of the missing cable panel for 61850 East Building. The building surrounding windows and doors have been boarded up.





167 167-Photo

Date Taken: 3/30/2026

Taken By: Frank Newman

View of 61850 East Building. The building surrounding windows and doors have been boarded up.



168 168-Photo

Date Taken: 3/30/2026

Taken By: Frank Newman

View of building 61872. The building surrounding windows and doors have been boarded up.





169 169-Photo

Date Taken: 3/30/2026

Taken By: Frank Newman

View of building 61872. The building surrounding windows and doors have been boarded up.



170 170-Photo

Date Taken: 3/30/2026

Taken By: Frank Newman

View of building 61872. The building surrounding windows and doors have been boarded up.





171 171-Photo

Date Taken: 3/30/2026

Taken By: Frank Newman

View of the damaged electrical panel for building 61872.



172 172-Photo

Date Taken: 3/30/2026

Taken By: Frank Newman

View of the water heater closet for building 61872. The building surrounding windows and doors have been boarded up.





173 173-Photo

Date Taken: 3/30/2026

Taken By: Frank Newman

View of the water heater closet for building 61872. The building surrounding windows and doors have been boarded up.



174 174-Photo

Date Taken: 3/30/2026

Taken By: Frank Newman

View of building 61872. The building surrounding windows and doors have been boarded up.





175 175-Photo

Date Taken: 3/30/2026

Taken By: Frank Newman

View of building 61872. The building surrounding windows and doors have been boarded up.



176 176-Photo

Date Taken: 3/30/2026

Taken By: Frank Newman

View of the damaged exterior wall of building 61872.





177 177-Photo

Date Taken: 3/30/2026

Taken By: Frank Newman

View of building 61872. The building surrounding windows and doors have been boarded up.



178 178-Photo

Date Taken: 3/30/2026

Taken By: Frank Newman

View of fire damage along the exterior wall of building 61872. The building surrounding windows and doors have been boarded up.





179 179-Photo

Date Taken: 3/30/2026

Taken By: Frank Newman

View of fire damage along the exterior wall of building 61872. The building surrounding windows and doors have been boarded up.



180 180-Photo

Date Taken: 3/30/2026

Taken By: Frank Newman

View of building 61872. The building surrounding windows and doors have been boarded up.





181 181-Photo

Date Taken: 3/30/2026

Taken By: Frank Newman

View of building 61872. The building surrounding windows and doors have been boarded up.



182 182-Photo

Date Taken: 3/30/2026

Taken By: Frank Newman

View of the gas meter for building 61872.

