



Classic Inn & Suites - 14621 Highway 59 N

Humble, Texas 77396 (Harris County) - George Bush Airport Area Submarket

Economy

Hotel



Property Summary

Rooms	25	Operation Type	Independent
Built	2014	Commercial Asking Rent	Withheld
Stories	2		
Parking Spaces	0.72/Room; 18 Surface Spaces		
True Owner	Jayanti K Patel		



Classic Inn & Suites - 14621 Highway 59 N

Humble, Texas 77396 (Harris County) - George Bush Airport Area Submarket

Economy

Hotel

Amenities

Room Amenities: High Speed Internet Access

Site Amenities: Smoke-Free

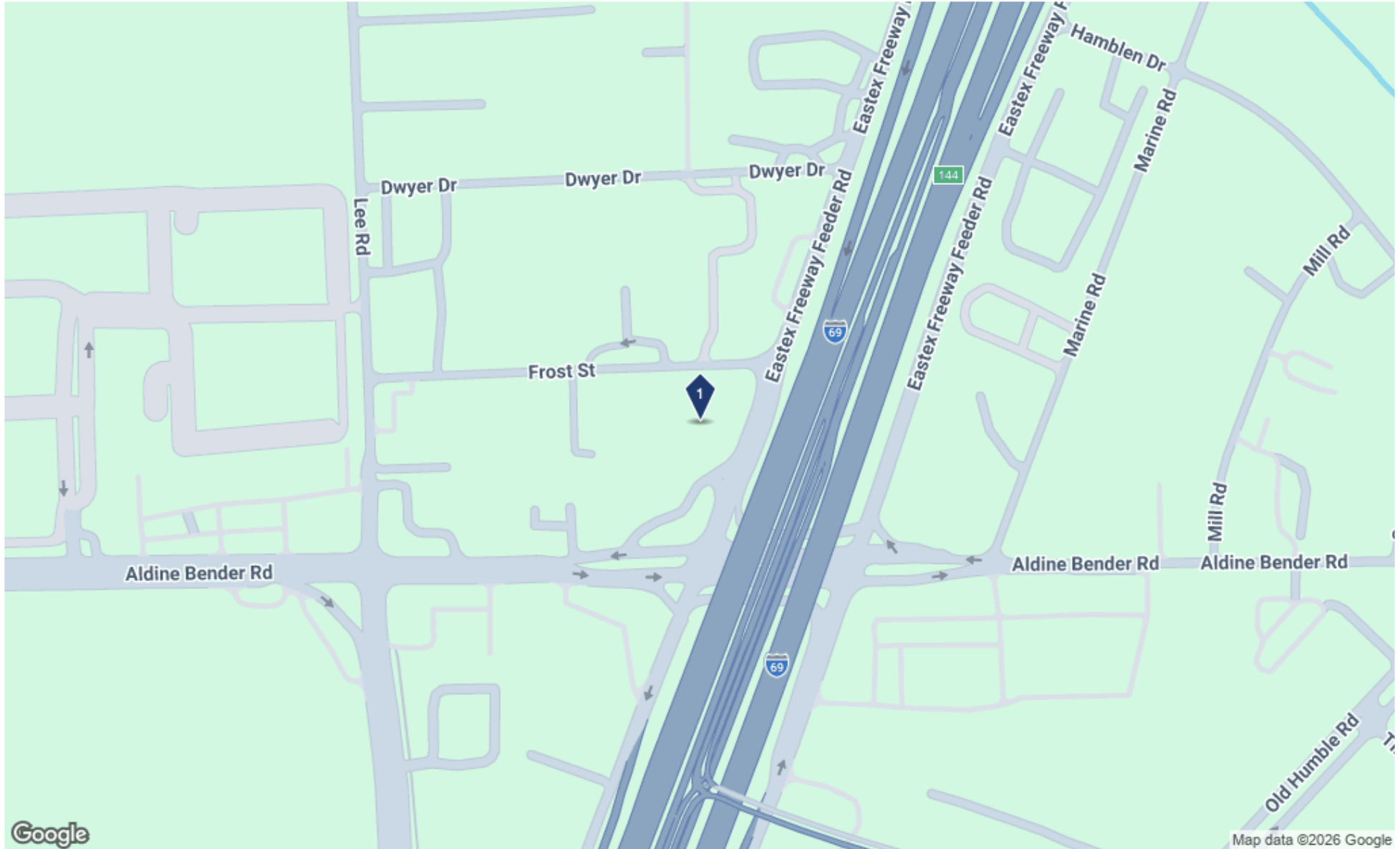


Classic Inn & Suites - 14621 Highway 59 N

Humble, Texas 77396 (Harris County) - George Bush Airport Area Submarket

Economy

Hotel





Classic Inn & Suites - 14621 Highway 59 N

Humble, Texas 77396 (Harris County) - George Bush Airport Area Submarket

Economy

Hotel





Classic Inn & Suites - 14621 Highway 59 N

Humble, Texas 77396 (Harris County) - George Bush Airport Area Submarket

Economy

Hotel

No Site Plan Available



Classic Inn & Suites - 14621 Highway 59 N

Humble, Texas 77396 (Harris County) - George Bush Airport Area Submarket

Economy

Hotel

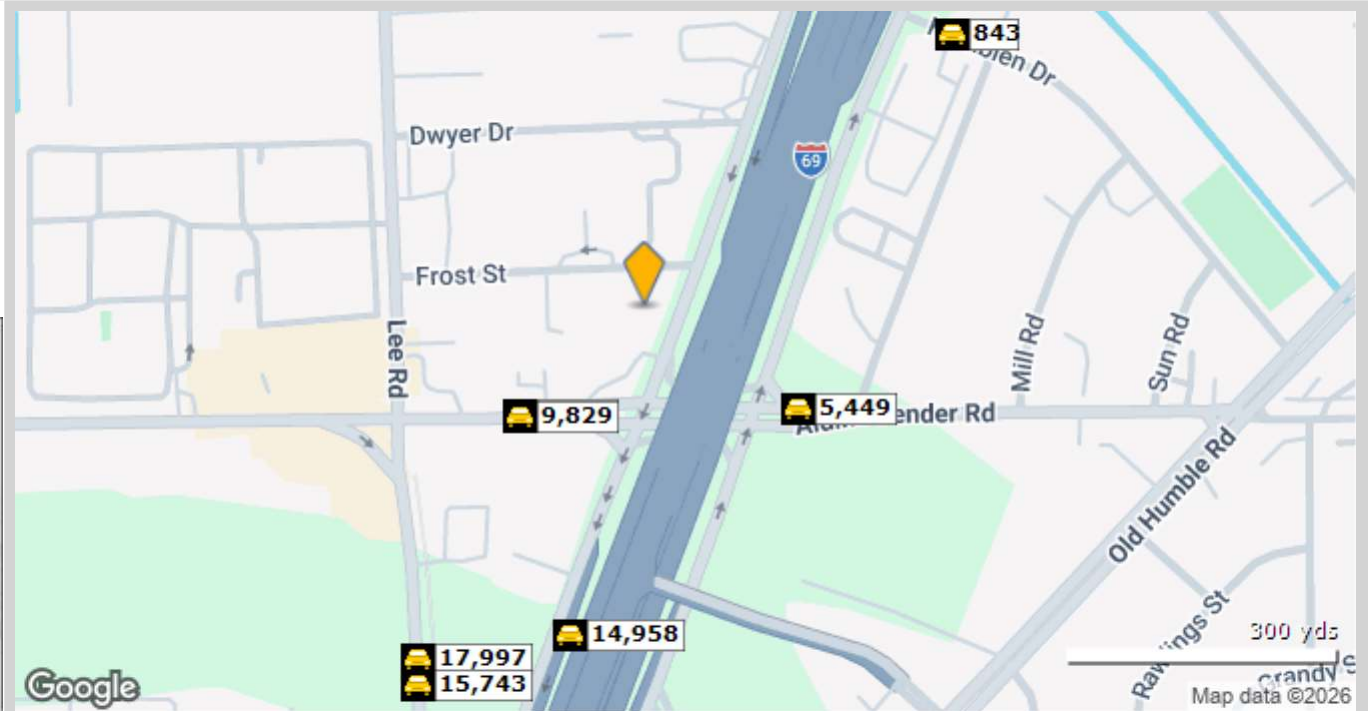
No Data Available

Traffic Count Report

Classic Inn & Suites

14621 Highway 59 N, Humble, TX 77396

Building Type: **Hospitality**
 Class: -
 RBA: **16,030 SF**
 Typical Floor: **8,015 SF**
 Total Available: **0 SF**
 % Leased: **0%**
 Rent/SF/Yr: -



	Street	Cross Street	Cross Str Dist	Count Year	Avg Daily Volume	Volume Type	Miles from Subject Prop
1	Aldine Bender Rd	Lee Rd	0.08 W	2025	9,784	MPSI	.10
2	Aldine Bender Rd	Lee Rd	0.08 W	2024	9,829	MPSI	.10
3	Aldine Bender Rd	Eastex Fwy	0.03 W	2024	5,444	MPSI	.12
4	Aldine Bender Rd	Eastex Fwy	0.03 W	2025	5,449	MPSI	.12
5	4th St	Aldine Bender Rd	0.16 NE	2018	14,958	MPSI	.21
6	Lee Road	Mauritz Dr	0.02 N	2025	15,687	MPSI	.27
7	Lee Road	Mauritz Dr	0.02 N	2024	17,997	MPSI	.27
8	Hamblen Dr	Marine Rd	0.03 SE	2018	843	MPSI	.27
9	Lee Rd	Mauritz Dr	0.02 N	2018	15,098	MPSI	.28
10	Lee Rd	Mauritz Dr	0.02 N	2024	15,743	MPSI	.28

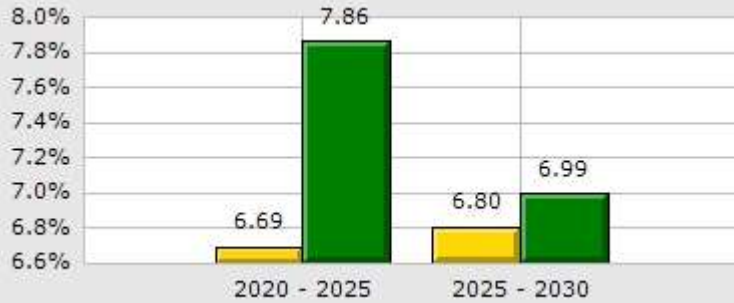
Classic Inn & Suites

14621 Highway 59 N, Humble, TX 77396

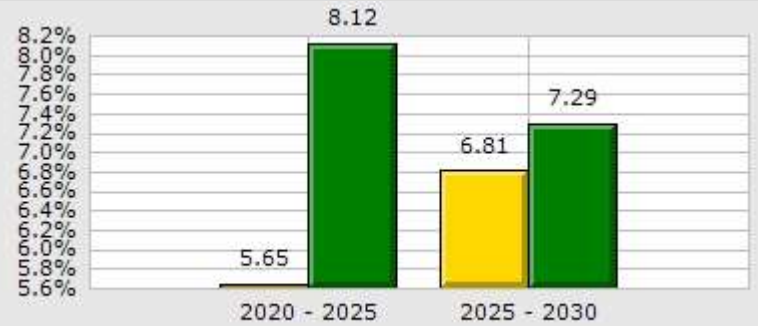
Type: **Hospitality/Hotel**
 County: **Harris**

1 Mile
County

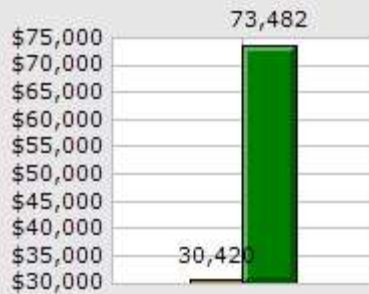
Population Growth



Household Growth



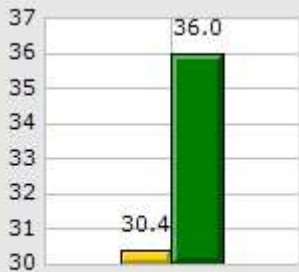
2025 Med Household Inc



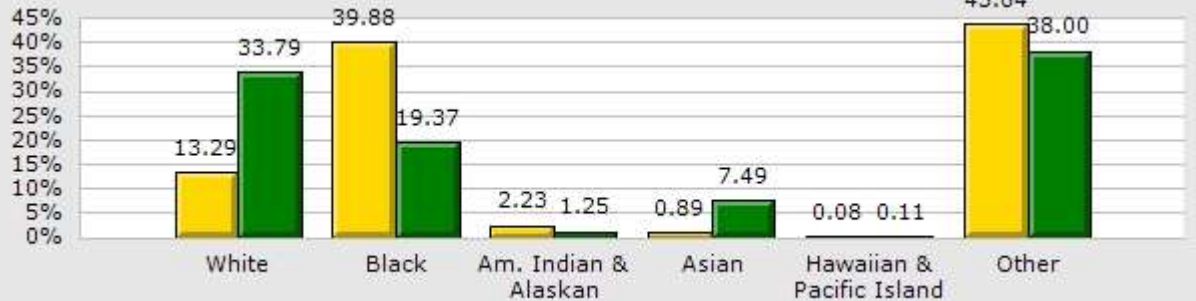
2025 Households by Household Income



2025 Median Age



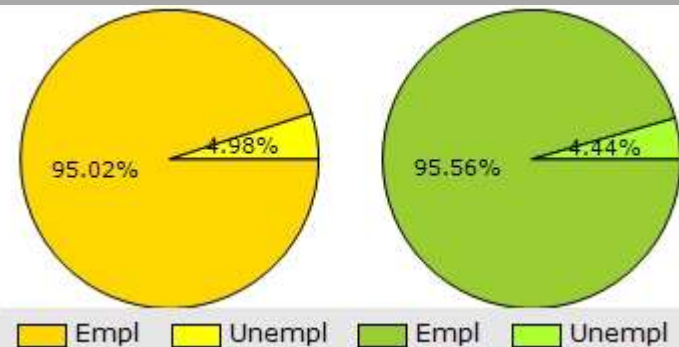
2025 Population by Race



2025 Renter vs. Owner



2025 Employed vs. Unemployed



Demographic Market Comparison Report

1 mile radius

Classic Inn & Suites 14621 Highway 59 N, Humble, TX 77396				
Type: Hospitality/Hotel County: Harris				
	1 Mile		County	
Population Growth				
Growth 2020 - 2025	6.69%		7.86%	
Growth 2025 - 2030	6.80%		6.99%	
Empl	5,287	95.02%	2,565,879	95.56%
Unempl	277	4.98%	119,211	4.44%
2025 Population by Race				
	11,735		5,103,017	
White	1,559	13.29%	1,724,518	33.79%
Black	4,680	39.88%	988,251	19.37%
Am. Indian & Alaskan	262	2.23%	63,604	1.25%
Asian	104	0.89%	382,096	7.49%
Hawaiian & Pacific Island	9	0.08%	5,509	0.11%
Other	5,121	43.64%	1,939,039	38.00%
Household Growth				
Growth 2020 - 2025	5.65%		8.12%	
Growth 2025 - 2030	6.81%		7.29%	
Renter Occupied	2,631	68.66%	861,296	47.06%
Owner Occupied	1,201	31.34%	968,812	52.94%
2025 Households by Household Income				
	3,832		1,830,108	
Income <\$25K	1,602	41.81%	289,011	15.79%
Income \$25K - \$50K	836	21.82%	330,315	18.05%
Income \$50K - \$75K	313	8.17%	313,647	17.14%
Income \$75K - \$100K	295	7.70%	228,967	12.51%
Income \$100K - \$125K	272	7.10%	168,916	9.23%
Income \$125K - \$150K	264	6.89%	130,997	7.16%
Income \$150K - \$200K	190	4.96%	149,340	8.16%
Income \$200K+	60	1.57%	218,915	11.96%
2025 Med Household Inc	\$30,420		\$73,482	
2025 Median Age	30.40		36.00	

Demographic Summary Report

Classic Inn & Suites

14621 Highway 59 N, Humble, TX 77396

Building Type: **Hospitality**
 Class: -
 RBA: **16,030 SF**
 Typical Floor: **8,015 SF**

Total Available: **0 SF**
 % Leased: **0%**
 Rent/SF/Yr: -



Radius	1 Mile	5 Mile	10 Mile
Population			
2030 Projection	12,534	157,048	898,384
2025 Estimate	11,736	147,749	838,043
2020 Census	11,000	141,934	775,231
Growth 2025 - 2030	6.80%	6.29%	7.20%
Growth 2020 - 2025	6.69%	4.10%	8.10%
2025 Population by Hispanic Origin	6,016	89,046	456,186
2025 Population	11,736	147,749	838,043
White	1,560 13.29%	27,533 18.63%	182,942 21.83%
Black	4,680 39.88%	40,366 27.32%	239,087 28.53%
Am. Indian & Alaskan	262 2.23%	2,591 1.75%	13,096 1.56%
Asian	104 0.89%	2,879 1.95%	19,308 2.30%
Hawaiian & Pacific Island	10 0.09%	465 0.31%	1,786 0.21%
Other	5,121 43.63%	73,914 50.03%	381,824 45.56%
U.S. Armed Forces	1	146	597
Households			
2030 Projection	4,093	48,440	291,515
2025 Estimate	3,832	45,500	271,042
2020 Census	3,627	43,824	249,803
Growth 2025 - 2030	6.81%	6.46%	7.55%
Growth 2020 - 2025	5.65%	3.82%	8.50%
Owner Occupied	1,201 31.34%	25,481 56.00%	150,030 55.35%
Renter Occupied	2,631 68.66%	20,019 44.00%	121,012 44.65%
2025 Households by HH Income	3,832	45,500	271,043
Income: <\$25,000	1,602 41.81%	9,449 20.77%	58,380 21.54%
Income: \$25,000 - \$50,000	836 21.82%	11,317 24.87%	55,217 20.37%
Income: \$50,000 - \$75,000	313 8.17%	8,632 18.97%	47,145 17.39%
Income: \$75,000 - \$100,000	295 7.70%	5,128 11.27%	34,195 12.62%
Income: \$100,000 - \$125,000	272 7.10%	3,816 8.39%	23,832 8.79%
Income: \$125,000 - \$150,000	264 6.89%	2,433 5.35%	17,095 6.31%
Income: \$150,000 - \$200,000	190 4.96%	2,382 5.24%	18,483 6.82%
Income: \$200,000+	60 1.57%	2,343 5.15%	16,696 6.16%
2025 Avg Household Income	\$54,880	\$75,758	\$81,994
2025 Med Household Income	\$30,420	\$56,001	\$60,499

Classic Inn & Suites
14621 Highway 59 N, Humble, TX 77396

Building Type: **Hospitality**
Class: -
RBA: **16,030 SF**
Typical Floor: **8,015 SF**

Total Available: **0 SF**
% Leased: **0%**
Rent/SF/Yr: -



Business Employment by Type	# of Businesses	# Employees	#Emp/Bus
Total Businesses	383	2,642	7
Retail & Wholesale Trade	112	719	6
Hospitality & Food Service	29	265	9
Real Estate, Renting, Leasing	19	65	3
Finance & Insurance	13	48	4
Information	7	29	4
Scientific & Technology Services	28	165	6
Management of Companies	4	12	3
Health Care & Social Assistance	10	77	8
Educational Services	6	201	34
Public Administration & Sales	6	189	32
Arts, Entertainment, Recreation	1	4	4
Utilities & Waste Management	14	67	5
Construction	49	223	5
Manufacturing	31	410	13
Agriculture, Mining, Fishing	1	2	2
Other Services	53	166	3

Consumer Spending Report

Classic Inn & Suites

14621 Highway 59 N, Humble, TX 77396

Building Type: **Hospitality**
 Class: -
 RBA: **16,030 SF**
 Typical Floor: **8,015 SF**
 Total Available: **0 SF**
 % Leased: **0%**
 Rent/SF/Yr: -



2025 Annual Spending (\$000s)	1 Mile	5 Mile	10 Mile
Total Specified Consumer Spending	\$90,567	\$1,258,875	\$7,665,276
Total Apparel	\$6,201	\$78,937	\$471,739
Women's Apparel	2,166	27,864	170,227
Men's Apparel	1,096	15,081	91,491
Girl's Apparel	562	6,743	38,754
Boy's Apparel	439	5,123	29,422
Infant Apparel	382	4,402	25,567
Footwear	1,556	19,724	116,279
Total Entertainment & Hobbies	\$13,281	\$174,352	\$1,064,583
Entertainment	2,689	26,317	144,685
Audio & Visual Equipment/Service	3,335	44,507	271,989
Reading Materials	61	1,213	8,659
Pets, Toys, & Hobbies	1,666	24,308	155,974
Personal Items	5,529	78,008	483,275
Total Food and Alcohol	\$25,180	\$354,103	\$2,143,412
Food At Home	14,812	200,477	1,187,317
Food Away From Home	9,143	135,182	838,529
Alcoholic Beverages	1,225	18,444	117,565
Total Household	\$11,779	\$186,944	\$1,168,034
House Maintenance & Repair	2,112	44,634	266,374
Household Equip & Furnishings	5,158	73,706	463,291
Household Operations	3,509	52,138	329,669
Housing Costs	1,000	16,467	108,699

Consumer Spending Report

Classic Inn & Suites

14621 Highway 59 N, Humble, TX 77396

2025 Annual Spending (000s)	1 Mile	5 Mile	10 Mile
Total Transportation/Maint.	\$26,982	\$351,397	\$2,100,505
Vehicle Purchases	14,834	184,466	1,093,343
Gasoline	7,453	100,734	592,250
Vehicle Expenses	281	4,792	33,940
Transportation	1,460	21,744	143,787
Automotive Repair & Maintenance	2,955	39,661	237,185
Total Health Care	\$3,276	\$51,486	\$317,721
Medical Services	1,827	28,829	178,484
Prescription Drugs	1,050	16,582	101,640
Medical Supplies	399	6,076	37,597
Total Education/Day Care	\$3,868	\$61,655	\$399,283
Education	2,615	41,426	267,125
Fees & Admissions	1,252	20,229	132,157