



Space Profile for

Unit: #208

Area: 6002 sq ft

Address

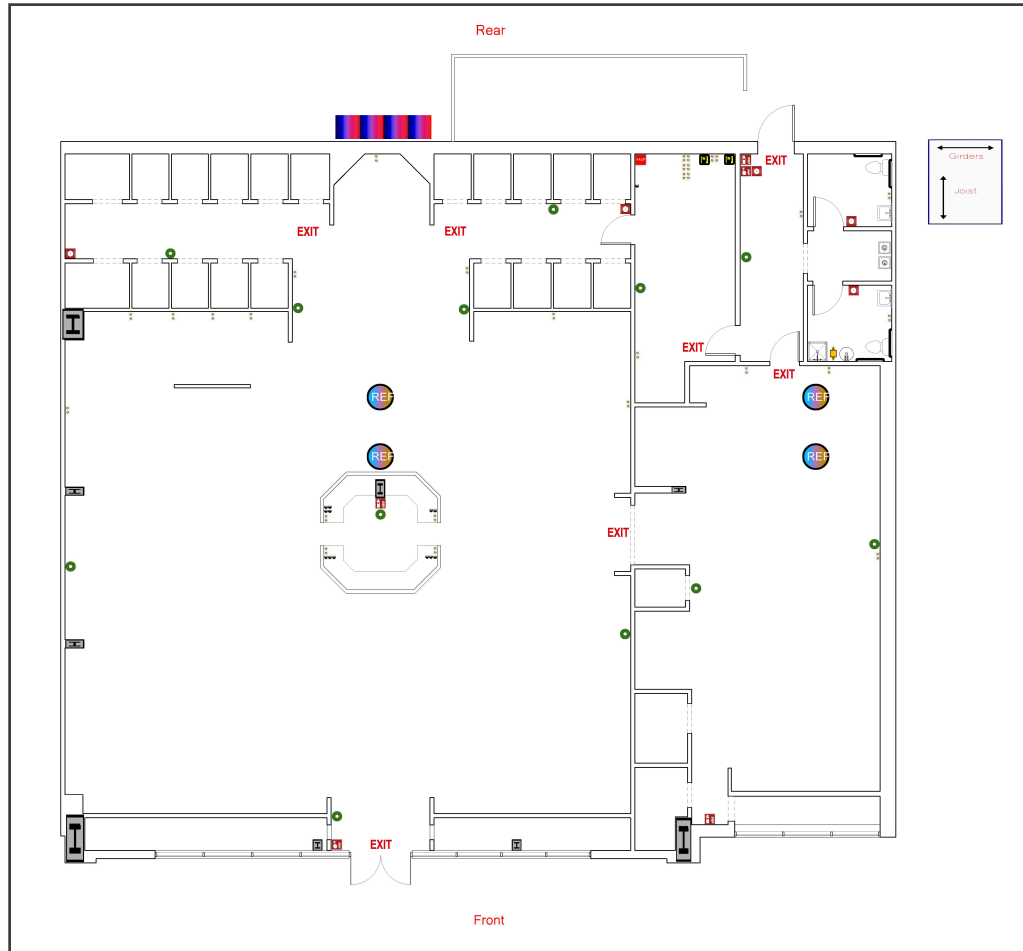
1350 Scenic Highway South

Snellville, GA 30078































































4300 West Cypress St., Suite 160

Tampa, FL, 33607



Legend

	Breaker Panel		Fire Extinguisher		Ceiling Fan w/ Light		Fire Sprinkler
	Circular Column		Fire Alarm Pulldown		Rectangular Column		Pocket Door
	Appliance Outlet		Glass Door		Refrigerator		Track Lighting
	Fire Alarm		Handicap Handrail		Roll-Up Door		2-Bulb Fluorescent Lighting
	Drinking Fountain		Roof Hatch		Sink		3-Bulb Fluorescent Lighting
	Door		HVAC Unit		Swing Door		4-Bulb Fluorescent Lighting
	Double Hung Door		Recessed Light		Toilet		Ceiling Air Vent
	Electrical Outlet		Staircase		Can Light		Air Diffuser
	Emergency Light		Water Heater		Urinal		Ceiling Fan w/o Light
	Exit Light		Telephone Panel		Thermostat		Air Handler
	Tankless Water Heater		Window Wall Opening		RJ 45		Fire Alarm Control Panel
	Step Down Transformer		Maintenance Sink		Window		Tenant Water Meter
	Disconnect		Sub Water Meter		House Gas Meter		Sub Gas Meter
	House Water Meter		Air Handler		House Electric Meter		Tenant Electric Meter
	Tenant Gas Meter		Vertical Fire Riser		Horizontal Fire Riser		
	Sub Electric Meter						

Space Overview

Overview	Actual Square Footage	Measured Depth of Space
	6002 SQFT	72' 8"

Thickness	Front Wall	Rear Wall	Left Wall	Right Wall
	0' 10"	1' 3"	0' 5"	0' 5"

Flooring	Concrete	Carpet	Tile	Other	Unit	Total
	2520.1 SQFT	2357.99 SQFT		413.77 SQFT	6002 SQFT	5291.86 SQFT

Ceiling
Information

Height From Floor To Ceiling

Height From Floor To Bottom Of Deck

Height From Floor To Bottom Of Joist

Back: 11' 0"

Front: 17' 4" Back: 17' 4"

Front: 16' 0" Back: 16' 0"

Ceiling
Information
Cont.

Clear Ceiling Height

11' 0"

Mechanical

Air Handler	Reference	Manufacturer	Model	Serial	Tonnage	Year	Notes
	1	INACCESSIBLE (AHU)	INACCESSIBLE	INACCESSIBLE			
	2	INACCESSIBLE (AHU)	INACCESSIBLE	INACCESSIBLE			
	3	INACCESSIBLE (AHU)	INACCESSIBLE	INACCESSIBLE			
	4	INACCESSIBLE (AHU)	INACCESSIBLE	INACCESSIBLE			

HVAC	Reference	Manufacturer	Model	Serial	Tonnage	Year	Notes
	1	CARRIER	25HBR360A600	2006E10657	5	2006	
	2	CARRIER	25HBR360A600	2006E13828	5	2006	
	3	CARRIER	25HBR360A600	1206E16053	5	2006	
	4	CARRIER	25HBR360A600	2006E13854	5	2006	

Electric

Disconnect	Reference	Amps	Location	UL Number	Manufacturer	Handle or Breaker	Notes
	1	200	Rear Exterior	Not Listed	General Electric	Handle	

Electric Meter	Reference	Meter #	Location	Amps	Notes
	1	87873039	Rear Exterior		

Service Panel	Reference	Amps	Service Type	Panel Type	Panel UL Number	Manufacturer	Location	Number of Circuit Breakers	Notes
	1	225	277/480	A Series Panelboard	GZ 251708	General Electric	Office		
2	125	120/208	A Series II Panelboard	HM 019139	General Electric	Office			In Private Office, Rear Wall

Step Down Transformer	Reference	Size (kVA)	Service Type	Location	Notes
	1	30	277/480	Office	In Private Office

IDPlans does not provide an Ampacity Report

Plumbing

Backflows	Number of Backflows	Location	Size	Notes
	1	Right Exterior	3"	

House Water Meter	Reference	Meter #	Location	Meter Size	Notes
	1	70170228	Northwest Corner	3 inch	

Not Present	Assets Not Present
	Backflows

Sub Water Meter	Reference	Meter #	Location	Meter Size	Line Size	Notes
	1		16042398	Restroom Ceiling	3/4 inch	

Water Fountains	Number of Water Fountains	Location	Notes
	2	Vestibule	Vestibule, Between Restrooms

Water Heater	Reference	Manufacturer	Model	Serial	Gallons	Tank	Tankless	Water Line (in)	Location	Notes
	1		General Electric	INACCESSIBLE	INACCESSIBLE	0	Yes	No	3/8"	Restroom Ceiling

Waste

Not Present	Assets Not Present
	Grease Trap
	Grease Container

Fire

Fire Alarm Control Panel	Reference	Manufacturer	Model	Number of Lines	Phone Numbers Listed	Location	Notes
	1	UNKNOWN	INACCESSIBLE				Office

Fire Extinguisher	Number of Fire Extinguishers	Notes
	3	

Sprinkler Heads	Sprinkler Heads Present	Riser Located in Space	Additional Information
	28	No	

Gas

Gas Meter	Reference	Meter #	Location	Size	Notes
	1	2033603	Rear Exterior	1 1/2 inch	Inactive and locked per utility company

Room

Restroom	Unit	Description
	Restroom 2	
	Restroom 1	