



BLDG 200
58,659 SF AVAILABLE

BLDG 200
LEASED

BLDG 200
LEASED

FOREIGN TRADE ZONE 49

200 LINDEN LOGISTICS WAY, LINDEN, NEW JERSEY, 07036



LEED CERTIFIED

AVAILABLE NOW | 30-YEAR TAX PILOT IN PLACE

58,659 SF

NEW CONSTRUCTION

FOR LEASE

Located within the Largest Logistics Development consisting of 4.1 MSF within the NJ / NY Port Region with proximity to New York City and Newark Liberty International Airport

LindenLogisticsCenter.com

516,600 SF
Total Building Size

58,659 SF
Available Size

To Suit
Office Size

350' x 1,500'
Building Dimensions

40'
Clear Height

50' x 56'
Column Spacing

10
Dock Doors

15
Trailer Parking Spaces

800 LBS PSF
Floor Load

ESFR
Sprinkler

LED
Lighting

To Suit
Power


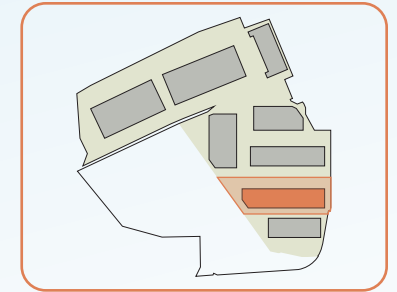
30-Year
Tax PILOT





**LINDEN
LOGISTICS
CENTER**

58,659 SF
NEW CONSTRUCTION FOR LEASE
30-YEAR TAX PILOT IN PLACE



LEED CERTIFIED

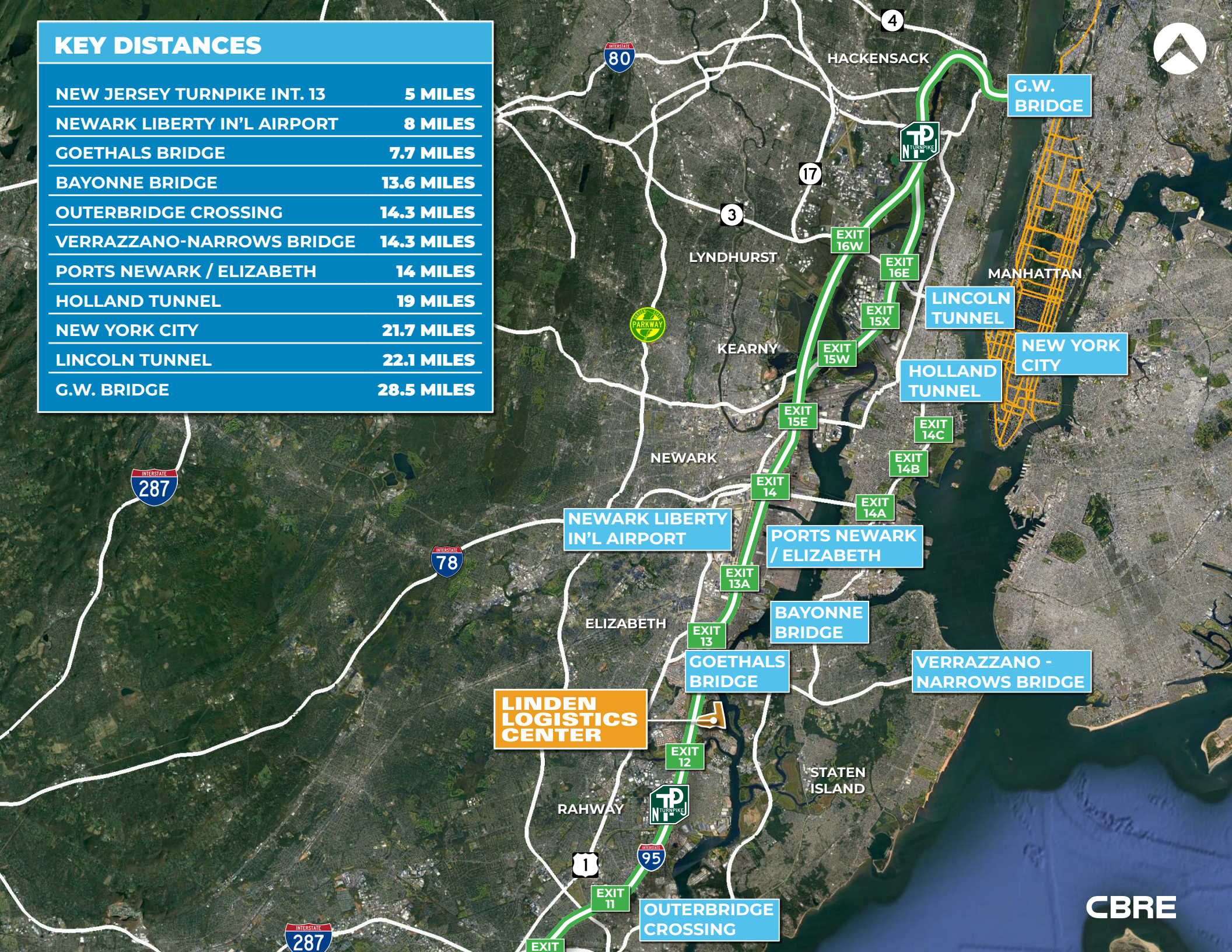
FOREIGN TRADE ZONE 49

200 LINDEN LOGISTICS WAY, LINDEN, NEW JERSEY, 07036

AVAILABLE NOW

KEY DISTANCES

NEW JERSEY TURNPIKE INT. 13	5 MILES
NEWARK LIBERTY IN'L AIRPORT	8 MILES
GOETHALS BRIDGE	7.7 MILES
BAYONNE BRIDGE	13.6 MILES
OUTERBRIDGE CROSSING	14.3 MILES
VERRAZZANO-NARROWS BRIDGE	14.3 MILES
PORTS NEWARK / ELIZABETH	14 MILES
HOLLAND TUNNEL	19 MILES
NEW YORK CITY	21.7 MILES
LINCOLN TUNNEL	22.1 MILES
G.W. BRIDGE	28.5 MILES



**LINDEN
LOGISTICS
CENTER**



LEED CERTIFIED



FOREIGN TRADE ZONE 49

58,659 SF
 NEW CONSTRUCTION FOR LEASE
 30-YEAR TAX PILOT IN PLACE

Contact us for more information or to arrange a tour:

LindenLogisticsCenter.com

EXCLUSIVE
 LEASING AGENT
CBRE

THOMAS F. MONAHAN
 Vice Chairman
 o +1 201 712 5610
 c +1 973 568 6614
 thomas.monahan@cbre.com

LARRY SCHIFFENHAUS
 Vice Chairman
 o +1 201 712 5809
 c +1 201 532 5092
 larry.schiffenhaus@cbre.com



© 2026 CBRE, Inc. All rights reserved. This information has been obtained from sources believed reliable but has not been verified for accuracy or completeness. CBRE, Inc. makes no guarantee, representation or warranty and accepts no responsibility or liability as to the accuracy, completeness, or reliability of the information contained herein. You should conduct a careful, independent investigation of the property and verify all information. Any reliance on this information is solely at your own risk. CBRE and the CBRE logo are service marks of CBRE, Inc. All other marks displayed on this document are the property of their respective owners, and the use of such marks does not imply any affiliation with or endorsement of CBRE. Photos herein are the property of their respective owners. Use of these images without the express written consent of the owner is prohibited.

