

# SOUTHEAST CROSSING

366,400 SF INDUSTRIAL DEVELOPMENT

7200 & 7400 BURLESON ROAD, AUSTIN, TX 78744



Visit [southeastcrossing.com](https://southeastcrossing.com) for more info



**For More Information Contact:**

**Sam Owen**  
sowen@streamrealty.com  
T: 512.481.3030 | M: 214.356.4433

**Claudia Taylor**  
claudia.taylor@streamrealty.com  
T: 512.481.3021 | M: 512.694.7812





# SOUTHEAST CROSSING

7200 & 7400 BURLESON ROAD, AUSTIN, TX 78744



## DRIVE TIMES

 **3 MIN**  
HWY 183

 **10 MIN**  
HWY 130

 **3 MIN**  
HWY 71

 **10 MIN**  
IH 35

 **7 MIN**  
AUSTIN BERGSTROM  
INTERNATIONAL AIRPORT

## NEARBY CITIES

### Austin CBD

8.4 Miles

### San Marcos

28 Miles

### San Antonio

78 Miles

### Houston

160 Miles

### Dallas

202 Miles

# SOUTHEAST CROSSING

7200 & 7400 BURLESON ROAD, AUSTIN, TX 78744



## For More Information Contact:

**Sam Owen**

sowen@streamrealty.com

T: 512.481.3030 | M: 214.356.4433

**Claudia Taylor**

claudia.taylor@streamrealty.com

T. 512.481.3021 | M. 512.694.7812

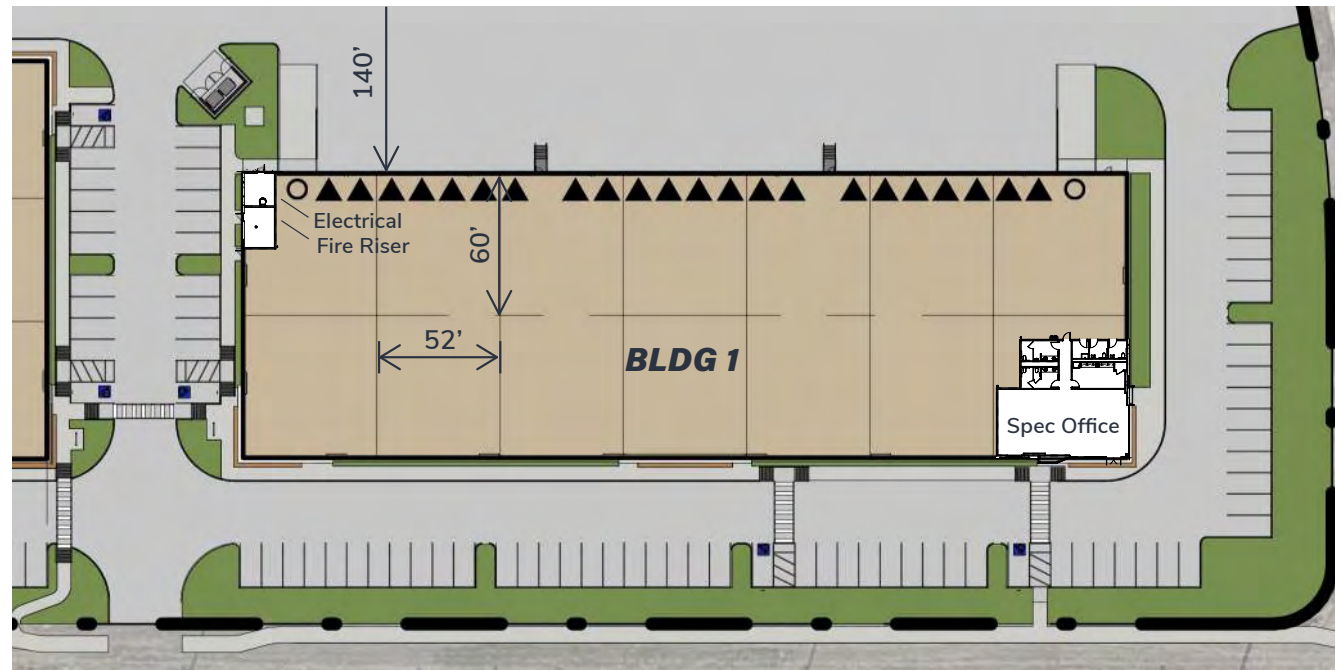
# SOUTHEAST CROSSING

7200 BURLESON ROAD, AUSTIN, TX 78744



## BUILDING 1

TOTAL SF	45,156 SF
SPEC OFFICE	2,626 SF
CLEAR HEIGHT	28'
LOADING	Rear Load
DOCK DOORS	22 Dock-High
RAMPS	2
TYPICAL COLUMN SPACING	52' X 60' Deep
CAR PARKING	70 Stalls
BUILDING DEPTH	120'
TRUCK COURT DEPTH	140' Shared
POWER	500 kVA
SPRINKLERS	ESFR



### For More Information Contact:

Sam Owen

sowen@streamrealty.com

T: 512.481.3030 | M: 214.356.4433

Claudia Taylor

claudia.taylor@streamrealty.com

T: 512.481.3021 | M: 512.694.7812

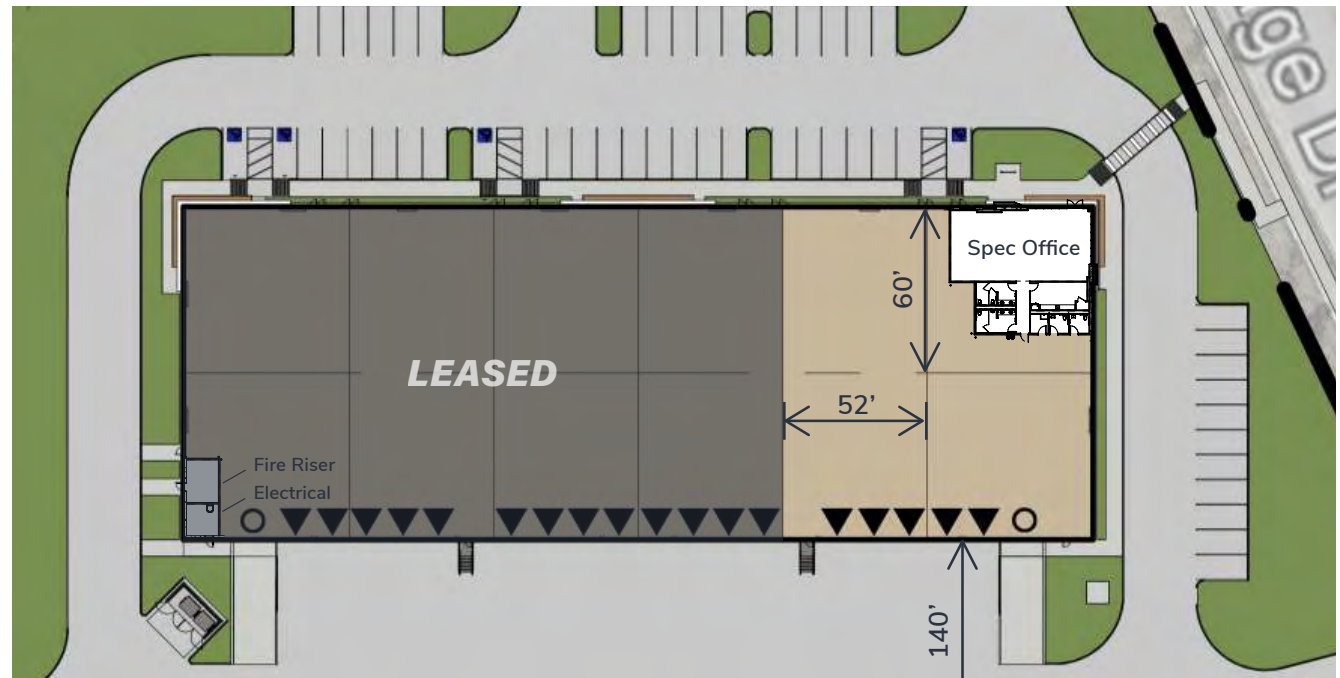
# SOUTHEAST CROSSING

7200 BURLESON ROAD, AUSTIN, TX 78744



## BUILDING 2

TOTAL SF	39,753 SF
SF AVAILABLE	13,578 SF
SPEC OFFICE	2,627 SF
CLEAR HEIGHT	28'
LOADING	Rear Load
DOCK DOORS	18 Dock-High
RAMPS	2
TYPICAL COLUMN SPACING	52' X 60' Deep
CAR PARKING	69 Stalls
BUILDING DEPTH	120'
TRUCK COURT DEPTH	140' Shared
POWER	500 kVA
SPRINKLERS	ESFR



**For More Information Contact:**

**Sam Owen**  
 sowen@streamrealty.com  
 T: 512.481.3030 | M: 214.356.4433

**Claudia Taylor**  
 claudia.taylor@streamrealty.com  
 T: 512.481.3021 | M: 512.694.7812

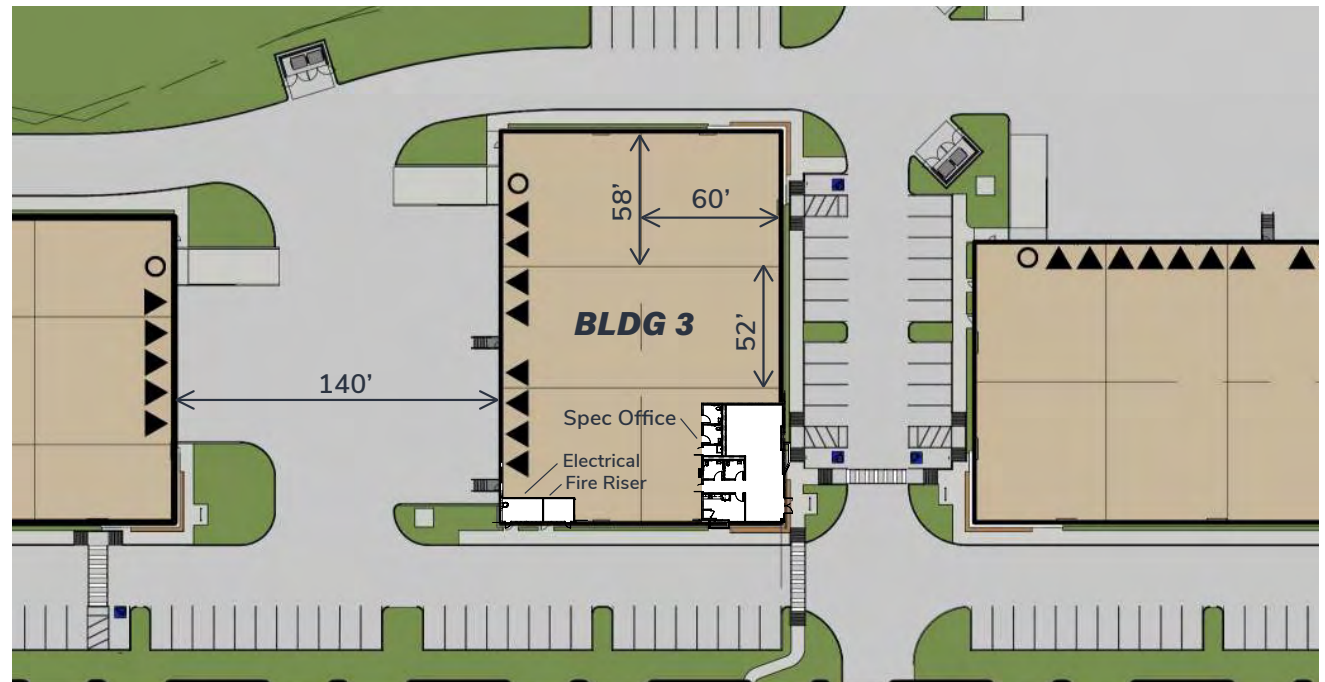
# SOUTHEAST CROSSING

7200 BURLESON ROAD, AUSTIN, TX 78744



## BUILDING 3

TOTAL SF	20,425 SF
SPEC OFFICE	1,622 SF
CLEAR HEIGHT	24'
LOADING	Rear Load
DOCK DOORS	8 Dock-High
RAMP	1
TYPICAL COLUMN SPACING	58' X 60' Deep
CAR PARKING	36 Stalls
BUILDING DEPTH	120'
TRUCK COURT DEPTH	140' Shared
POWER	500 kVA
SPRINKLERS	ESFR



**For More Information Contact:**

**Sam Owen**  
 sowen@streamrealty.com  
 T: 512.481.3030 | M: 214.356.4433

**Claudia Taylor**  
 claudia.taylor@streamrealty.com  
 T: 512.481.3021 | M: 512.694.7812

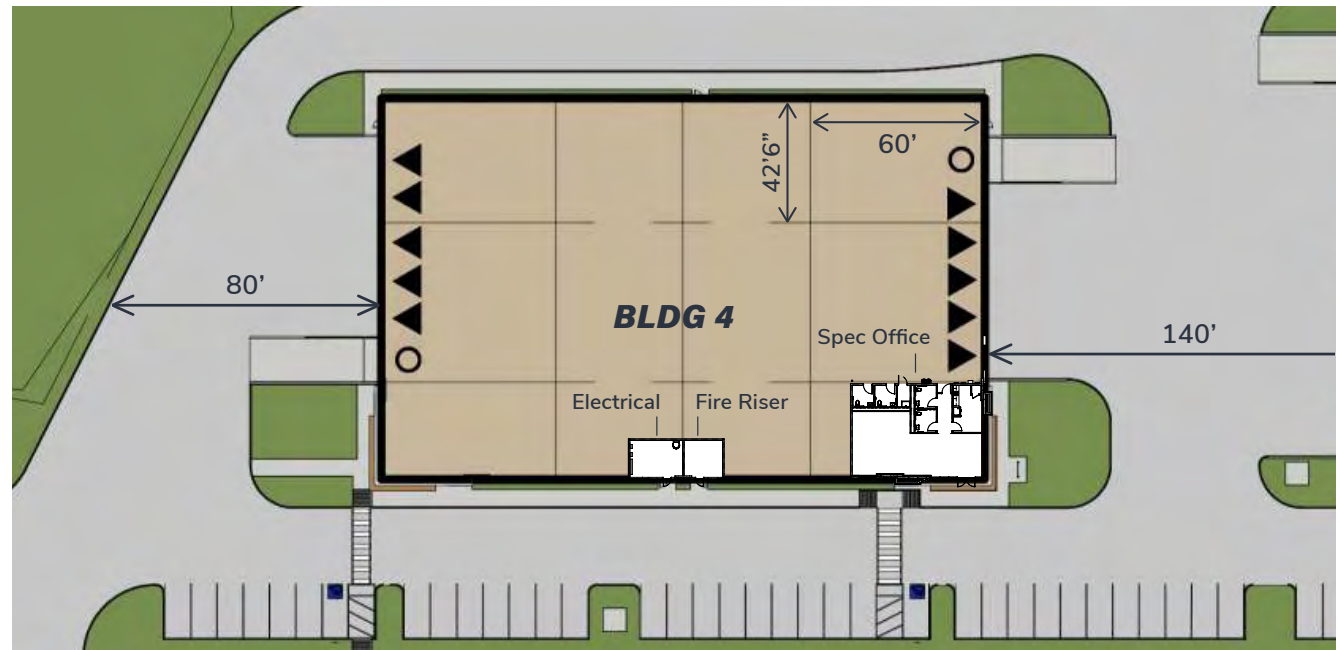
# SOUTHEAST CROSSING

7200 BURLESON ROAD, AUSTIN, TX 78744



## BUILDING 4

TOTAL SF	27,285 SF
SPEC OFFICE	1,622 SF
CLEAR HEIGHT	24'
LOADING	Cross Dock
DOCK DOORS	10 Dock-High
RAMPS	2
TYPICAL COLUMN SPACING	42'6" X 60' Deep
CAR PARKING	51 Stalls
BUILDING DEPTH	130' 6"
TRUCK COURT DEPTH	80-140' Shared
POWER	500 kVA
SPRINKLERS	ESFR



### For More Information Contact:

Sam Owen

sowen@streamrealty.com

T: 512.481.3030 | M: 214.356.4433

Claudia Taylor

claudia.taylor@streamrealty.com

T: 512.481.3021 | M: 512.694.7812

# ***SOUTHEAST CROSSING***

**366,400 SF INDUSTRIAL DEVELOPMENT**

7200 & 7400 BURLESON ROAD, AUSTIN, TX 78744

***SOUTHEASTCROSSING.COM***



***For More Information:***

**Sam Owen**

sowen@streamrealty.com

T: 512.481.3030 | M: 214.356.443

**Claudia Taylor**

claudia.taylor@streamrealty.com

T. 512.481.3021 | M. 512.694.7812