

POWER ROAD PLAZA
MULTI-TENANT RETAIL/OFFICE
AVAILABILITY

801-835 S POWER RD | MESA, AZ



±37,715 SF
MULTI-TENANT

±800-1,575 SF
SUITE SIZES

ZONING
LC

INTERNET
COX FIBER / CAT 6

REPRESENTED BY

Tyson Breinholt 480.966.7513 (D) 602.315.7131 (M) tbreinholt@cpiaz.com (E)

Caleb Allen 480.621.3290 (D) 480.622.4174 (M) callen@cpiaz.com (E)



COMMERCIAL PROPERTIES INC.

Locally Owned. Globally Connected. IFMPC International

POWER ROAD PLAZA // Mesa, AZ



POWER RD (±37,658 VPD)

The information contained herein has been obtained from various sources. We have no reason to doubt its accuracy; however, J & J Commercial Properties, Inc. has not verified such information and makes no guarantee, warranty or representation about such information. The prospective buyer or lessee should independently verify all dimensions, specifications, floor plans, and all information prior to the lease or purchase of the property. All offerings are subject to prior sale, lease, or withdrawal from the market without prior notice. 030526



COMMERCIAL PROPERTIES INC.

Locally Owned. Globally Connected. CORFAC INTERNATIONAL

TEMPE: 2323 W University Drive, Tempe, AZ 85281 | 480.966.2301
SCOTTSDALE: 8767 E Via de Commercio, Suite 101, Scottsdale, AZ 85258 | www.cplaz.com

Property Description

Excellent for medical services, mobility carts, chiropractic, insurance, travel agent, realtors, home care providers, dollar store, consignment, estate, auction, etc.

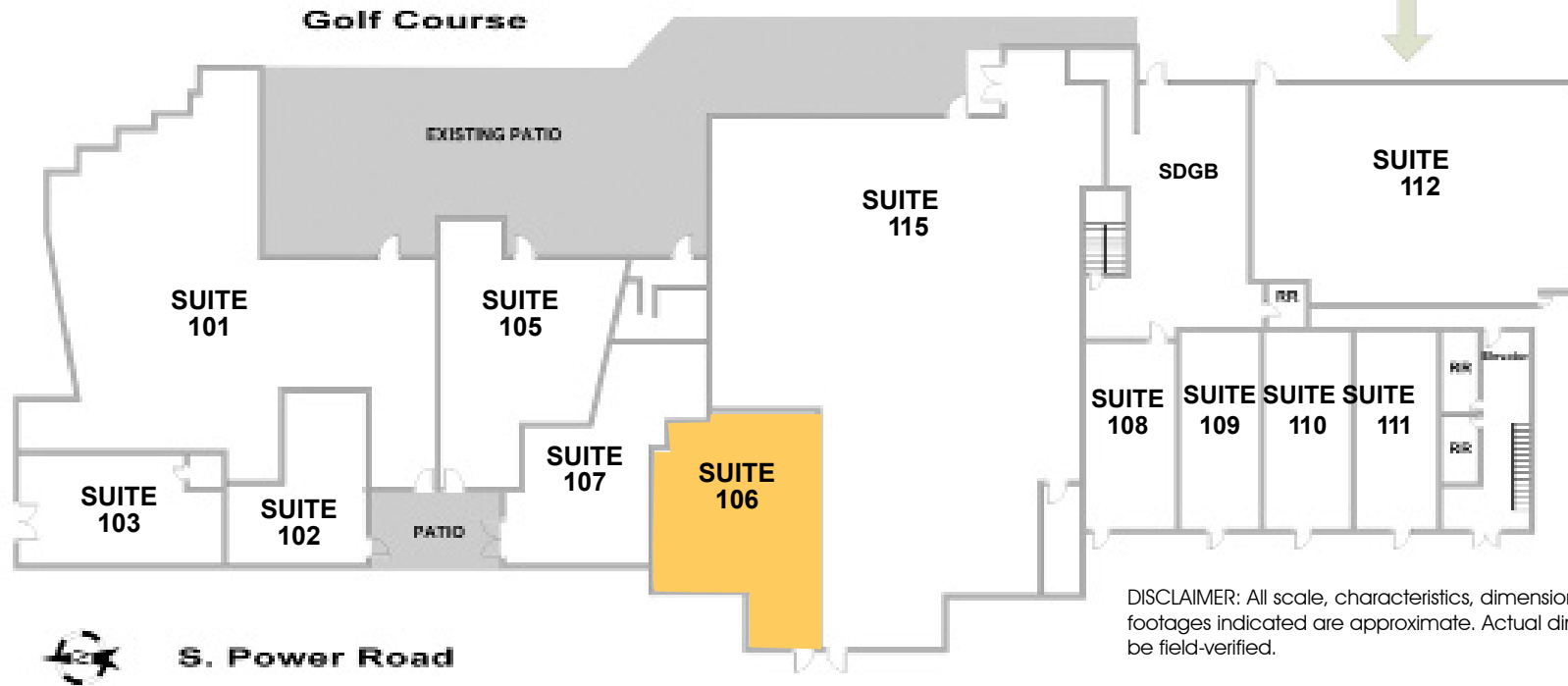
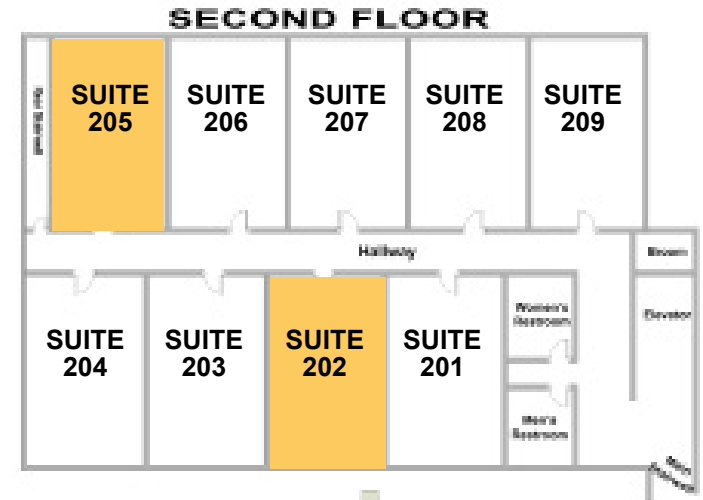
| | |
|---------------|-----------------------------------|
| Address | 801-835 S Power Rd Mesa, AZ 85206 |
| Building Size | ±37,715 SF |
| Suite Sizes | ±800 - 1,575 SF |
| Zoning | LC, City of Mesa |
| Frontage | Power Rd |
| Internet | Cox Fiber & Cat 6 Setup |
| Parking | 5/1,000 RSF |



POWER ROAD PLAZA // Site Plan

AVAILABILITY

| SUITE | SF | RATE |
|-------|--------|-------------|
| 106 | ±1,575 | \$14.95 NNN |
| 202 | ±800 | \$14.95 MG |
| 205 | ±800 | \$14.95 MG |

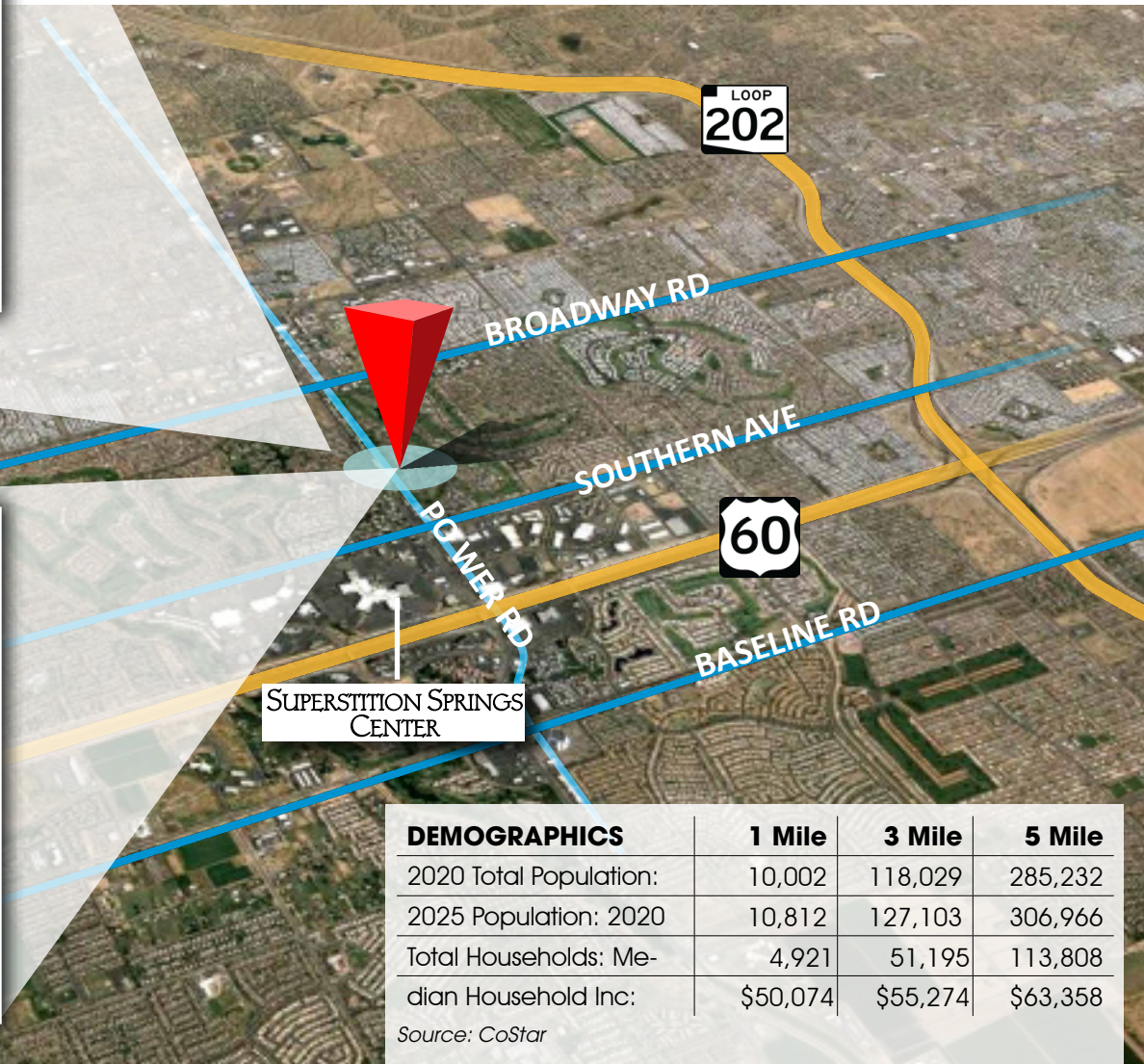


DISCLAIMER: All scale, characteristics, dimensions and square footages indicated are approximate. Actual dimensions are to be field-verified.

801-835 S POWER RD // Location



- The property is situated just north of the US 60 Freeway
- Located at the entrance of Leisure World on Power Rd
- Anchored by Van's Golf
- Blocks from Banner Baywood
- Easy ingress/egress off Power Rd at a signaled intersection



| DEMOGRAPHICS | 1 Mile | 3 Mile | 5 Mile |
|---|----------|----------|----------|
| 2020 Total Population: | 10,002 | 118,029 | 285,232 |
| 2025 Population: 2020 | 10,812 | 127,103 | 306,966 |
| Total Households: Median Household Inc: | 4,921 | 51,195 | 113,808 |
| | \$50,074 | \$55,274 | \$63,358 |

Source: CoStar