

For Lease | Industrial & Flex

SIMPSON BUSINESS PARK



1305, 1309, 1313 & 1317 Simpson Way | ESCONDIDO 92029

CPP

COMMERCIAL
PACIFIC
PROPERTIES

NORDAHL RD



WEST MISSION RD

WEST MISSION RD

ROCK SPRINGS RD

CENTRE CITY PKWY

SIMPSON BUSINESS PARK

AUTO PARK WAY

WEST WASHINGTON AVE



MOSSY AUTOMOTIVE GROUP



WEST VALLEY PKWY

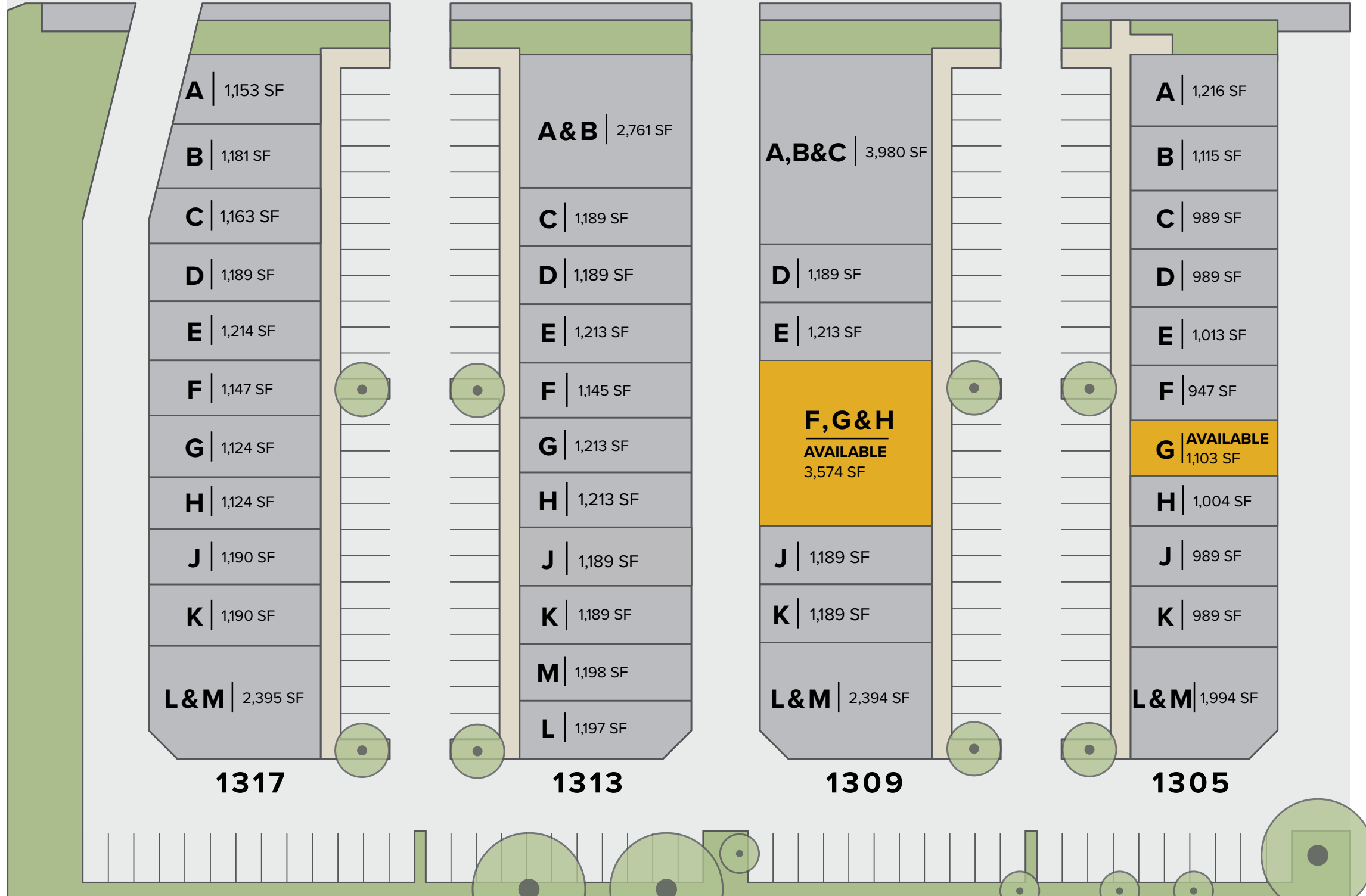
ESCONDIDO PROMENADE

Site Plan

AVAILABILITY CHART


ADDRESS	UNIT #	SIZE	IMPROVED %	SUITE DESCRIPTION	BASE RENT/SF	CAM/SF	AVAILABILITY
1309 SIMPSON WAY	F, G & H	3,574 SF	10%	Reception/office, 2 RRs, retail, walk in fridge and freezers, and 2 warehouses	\$1.35/SF	\$0.15/SF	30 Day Notice
1305 SIMPSON WAY	G	1,013 SF	20%	Reception/office, RR, and warehouse	\$1.35/SF	\$0.15/SF	30 Day Notice

SIMPSON WAY



PROPERTY DETAILS

Property Address	1305, 1309 1313 & 1317 Simpson Way, Escondido
# of Stories	100% Ground Floor SF
Construction Type	Concrete Tilt Up
Average (%) Improved	15 -25%
Loading	10' x 10' grade level loading doors
Mechanical Systems	HVAC in office areas
Warehouse Clear Height	14' minimum clear height
Gas Service	Stubbed to each building
Zoning	M2 (Heaviest Industrial zone in Escondido)
Excellent Parking	2.44/1,000 square feet
Private Restrooms	Each unit has a private restroom
3 Phase Power	100-200 amps, 120/208 volt panel per unit
Electricity	Each unit is separately metered
Trash & Water	Included as part of CAM Fee



Available Suite

SUITE F, G & H

Space Details:

- ADDRESS: 1309 Simpson Way
- UNIT #: Suite F, G & H
- SIZE: 3,574 SF
- IMPROVED %: 10%
- SUITE DESCRIPTION: Reception/office, 2 RRs, retail, walk in fridge and freezers, and 2 warehouses
- BASE RENT: \$1.35/SF
- CAM/SF: \$0.15/SF
- AVAILABILITY: 30 Day Notice

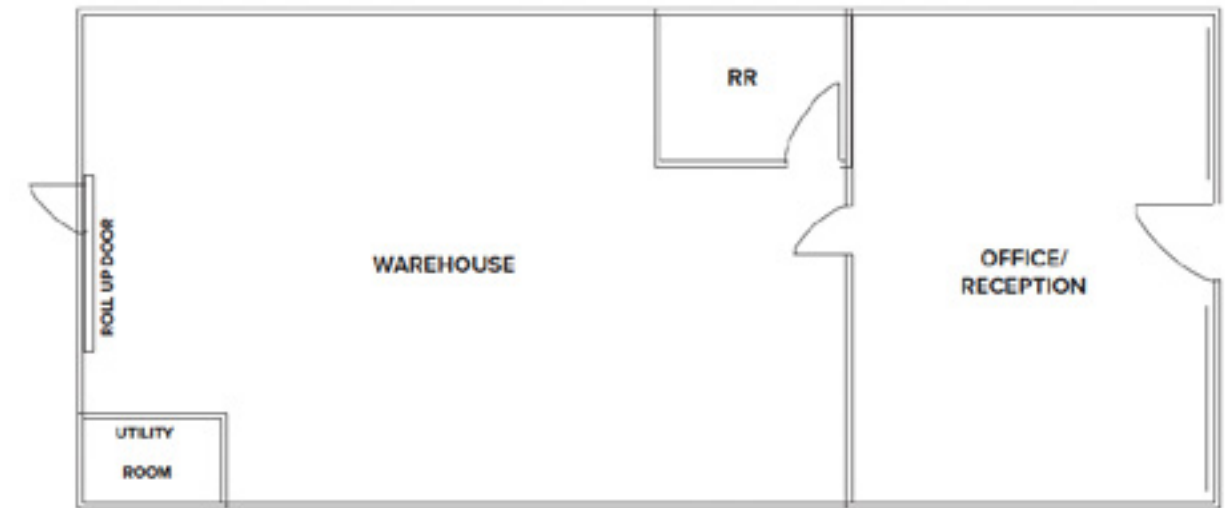


Available Suite

SUITE G

Space Details:

- ADDRESS: 1305 Simpson Way
- UNIT #: Suite G
- SIZE: 1,013 SF
- IMPROVED %: 20%
- SUITE DESCRIPTION: Reception/office, RR & warehouse
- BASE RENT: \$1.35/SF
- CAM/SF: \$0.15/SF
- AVAILABILITY: 30 Day Notice





The Location

Settled in a long valley in the coastal mountains of Southern California, Escondido, which means “hidden” in Spanish, lies about 18 miles inland, 100 miles south of Los Angeles, and 30 miles northeast of San Diego. Surrounded by avocado and citrus groves, Escondido is a diverse, vibrant community with just the right mix of small town friendliness and big-city buzz.



151,625
POPULATION



48,268
HOUSEHOLDS



\$62,319
MED. HH INCOME

For Lease | Industrial & Flex

SIMPSON BUSINESS PARK



©2021 Commercial Pacific Properties. Information herein has been obtained from sources deemed reliable, however, its accuracy cannot be guaranteed. The user is required to conduct their own due diligence and verification.

CPP

COMMERCIAL
PACIFIC
PROPERTIES

1305, 1309, 1313 & 1317 Simpson Way | ESCONDIDO 92029



VIC GAUSEPOHL

Lic No: 01070105

619.227.2892

vic.gausepohl@compacprops.com



KIRK ALLISON

Lic No: 01049184

760.521.7501

kirk.allison@compacprops.com