


7,400 SF AVAILABLE

PRIME LOCATION CENTRAL PALM BEACH COUNTY



FOR LEASE AT ATLANTIS PLAZA II

6240-G1 South Congress Avenue, Lantana FL has 7,400 square foot space in central Palm Beach County, in Atlantis II Shopping Center. is a 180,000 SF retail center with You Fit, Good Life Thrift Store, Family Dollar, Airsoft of Palm Beach, Soccer Depot and other neighborhood businesses on the South East corner of Lantana Road and South Congress Avenue. Minutes to I-95 and across from Lantana Airport.

LEASE RATE: \$18.00/PSF NNN, **CAM:** \$8.31 PSF



THE FITZGERALD GROUP
COMMERCIAL REAL ESTATE

For More Information Please Contact:

Ted Ciaccia, Broker/President

561-239-9634 | ted@fitzgeraldgroup.com

Any information herewith is obtained from sources we consider reliable. However, we are not responsible for misstatement of facts, errors, omissions, prior sale, and withdrawal from market modification of mortgage commitment, terms and conditions or change in price without prior notice. The information supplied herein is for informational purposes only and shall not constitute a warranty of assurance that said information is correct. Any person intending to rely upon the information supplied herein should verify said information independently.

Atlantis Plaza II



THE FITZGERALD GROUP
COMMERCIAL REAL ESTATE

Atlantis Plaza II



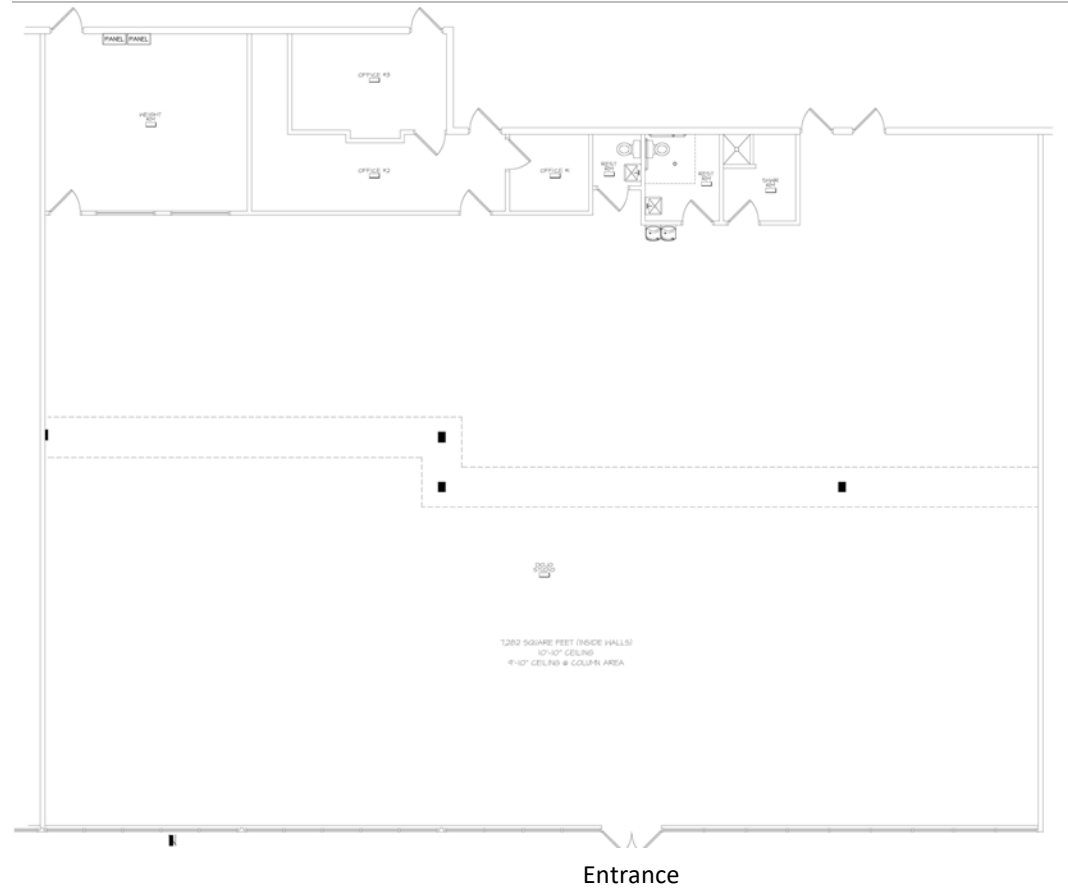

Access Map



THE FITZGERALD GROUP
COMMERCIAL REAL ESTATE

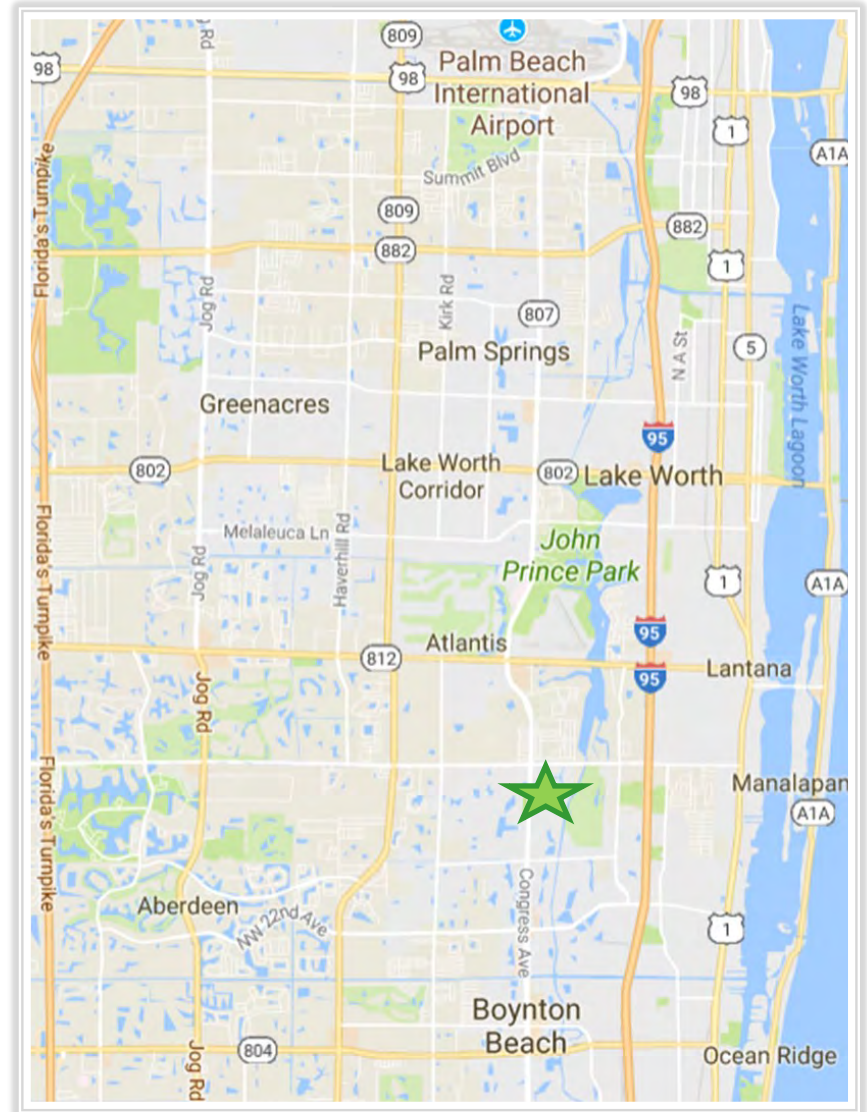
| Destination | Distant Miles | Travel Time |
|--------------------------|---------------|-------------|
| I-95 | 1.5 | 4 Minutes |
| Downtown Lakeworth | 5.4 | 11 Minutes |
| Downtown West Palm Beach | 11.8 | 19 Minutes |
| WPB Int'l Airport | 11.1 | 18 Minutes |
| FL Turnpike | 7.5 | 18 Minutes |

7,400 SF AVAILABLE at ATLANTIS PLAZA II



THE FITZGERALD GROUP
COMMERCIAL REAL ESTATE

Atlantis Plaza II



| Demographics | 1 MILE | 3 MILE | 20 Min. Drive |
|-------------------------------|----------|-----------|---------------|
| 2026 Estimated Population | 16,000 | 130,000 | 500,000 |
| 2026 Population Growth | 1.8% | 2.0% | 2.3% |
| 2026 Average Household Income | \$92,000 | \$108,000 | \$125,000 |



THE FITZGERALD GROUP
COMMERCIAL REAL ESTATE