



CREEK|CRE

RETAIL SPACE FOR LEASE

BOULEVARD MARKETPLACE

101 N Douglas Blvd, Midwest City, OK
73130

ETHAN SLAVIN
405.830.0252
ethan@creekcre.com

AJ TOLBERT
630.843.1989
aj@creekcre.com

ADEN STRUBLE
405.210.3910
aden@creekcre.com

600 NE 4TH STREET, SUITE 100 | OKLAHOMA CITY, OK 73104-6231 | 405.510.0079 | CREEKCRE.COM

OCTOBER 09, 2025

EXECUTIVE SUMMARY



OFFERING SUMMARY

Lease Rate:	\$15.00 - 20.00 SF/yr (NNN)
NNN:	\$3.58 SF
Building Size:	35,597 SF
Available SF:	800 - 6,143 SF
Year Built:	1984
Zoning:	C-3

PROPERTY OVERVIEW

Located on the corner of E Reno and Douglas Blvd in Midwest City, the Boulevard Marketplace is home to multiple local and national credit tenants including Dollar Tree, US Cellular, Subway, Great Clips, and more. The center offers excellent visibility in a highly trafficked corridor of Midwest City. This center positions itself well for a variety of retail uses and boasts ample parking.

PROPERTY HIGHLIGHTS

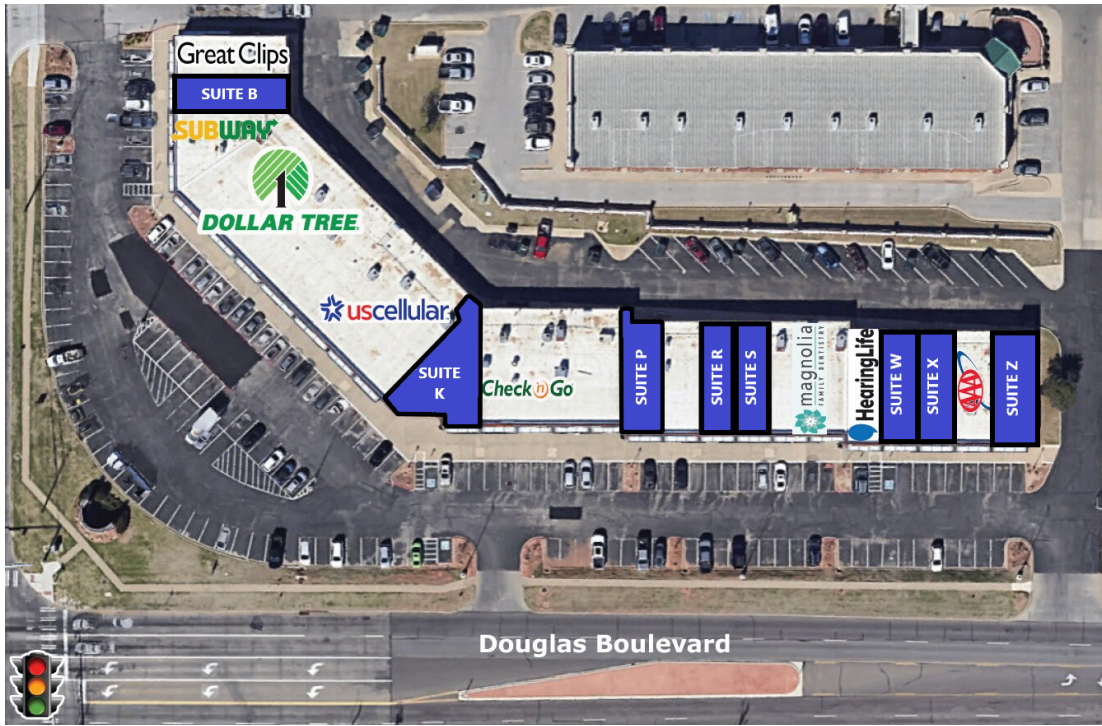
- Grocery-Anchord Center by high-performing Crest Foods
- Competitive Rental Rates
- Strong Visibility
- Ample Parking
- Flexible Space Sizes
- Variety of Local and National Tenants

ETHAN SLAVIN
405.830.0252
ethan@creekcre.com

AJ TOLBERT
630.843.1989
aj@creekcre.com

ADEN STRUBLE
405.210.3910
aden@creekcre.com

LEASE SPACES



LEASE INFORMATION

Lease Type:	NNN	Lease Term:	36 months
Total Space:	800 - 6,143 SF	Lease Rate:	\$15.00 - \$20.00 SF/yr

AVAILABLE SPACES

SUITE	TENANT	SIZE (SF)	LEASE TYPE	LEASE RATE	DESCRIPTION
101 N Douglas Blvd	Available	1,280 SF	NNN	\$20.00 SF/yr	Suite B
101 N Douglas Blvd	Available	1,600 SF	NNN	\$15.00 SF/yr	Suite K
101 N Douglas Blvd	Available	1,245 SF	NNN	\$16.50 SF/yr	Suite P
101 N Douglas Blvd	Available	1,245 - 2,490 SF	NNN	\$16.50 SF/yr	Suite R
101 N Douglas Blvd	Available	1,245 - 2,490 SF	NNN	\$16.50 SF/yr	Suite S
101 N Douglas Blvd	Available	800 - 2,100 SF	NNN	\$16.50 SF/yr	Suite W
101 N Douglas Blvd	Available	1,245 - 2,100 SF	NNN	\$16.50 SF/yr	Suite X
101 N Douglas Blvd	Available	1,320 - 6,143 SF	NNN	\$16.50 - \$20.00 SF/yr	Suite Z

ETHAN SLAVIN
405.830.0252
ethan@creekcre.com

AJ TOLBERT
630.843.1989
aj@creekcre.com

ADEN STRUBLE
405.210.3910
aden@creekcre.com

ADDITIONAL PHOTOS

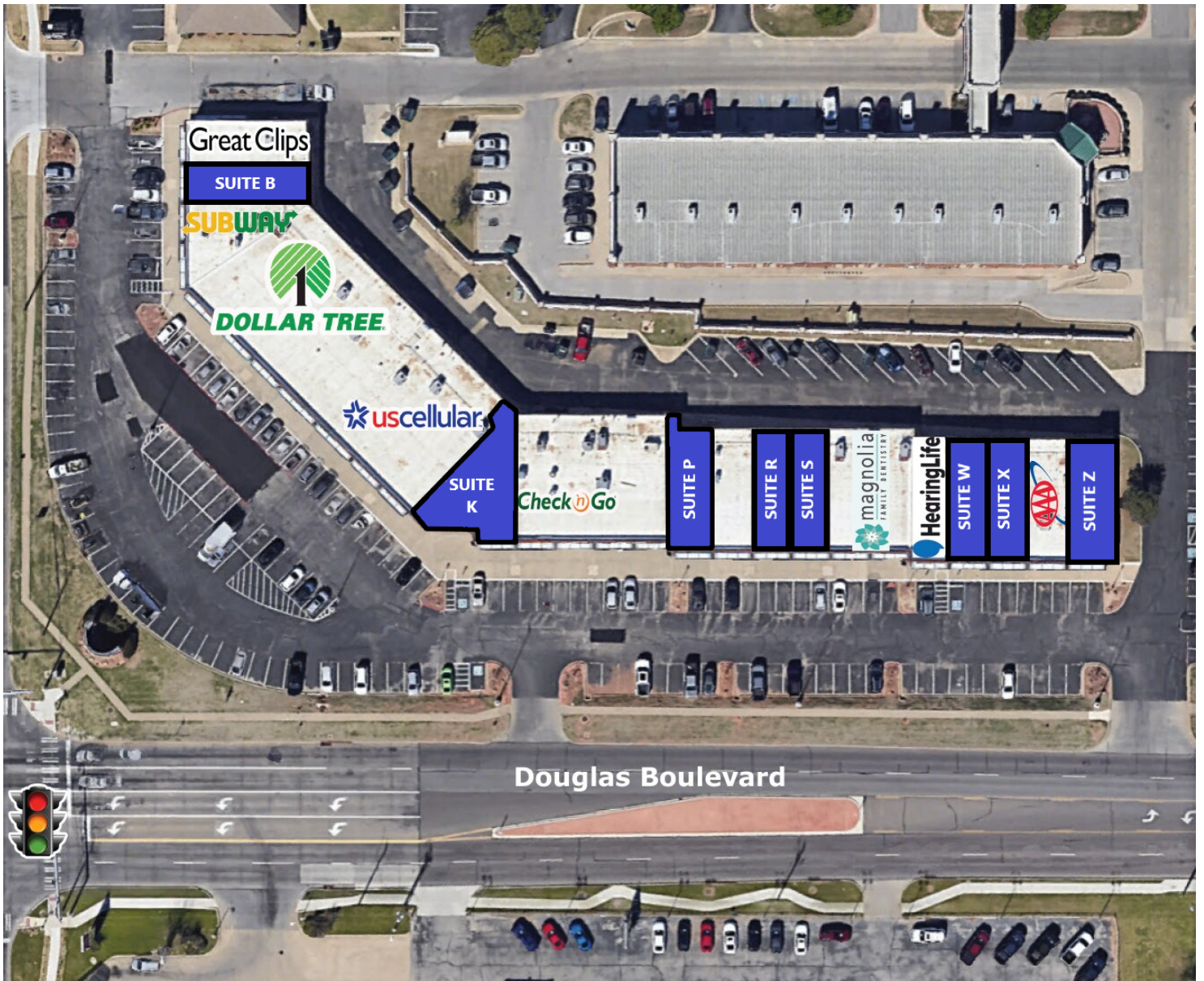


ETHAN SLAVIN
405.830.0252
ethan@creekcre.com

AJ TOLBERT
630.843.1989
aj@creekcre.com

ADEN STRUBLE
405.210.3910
aden@creekcre.com

SITE PLANS

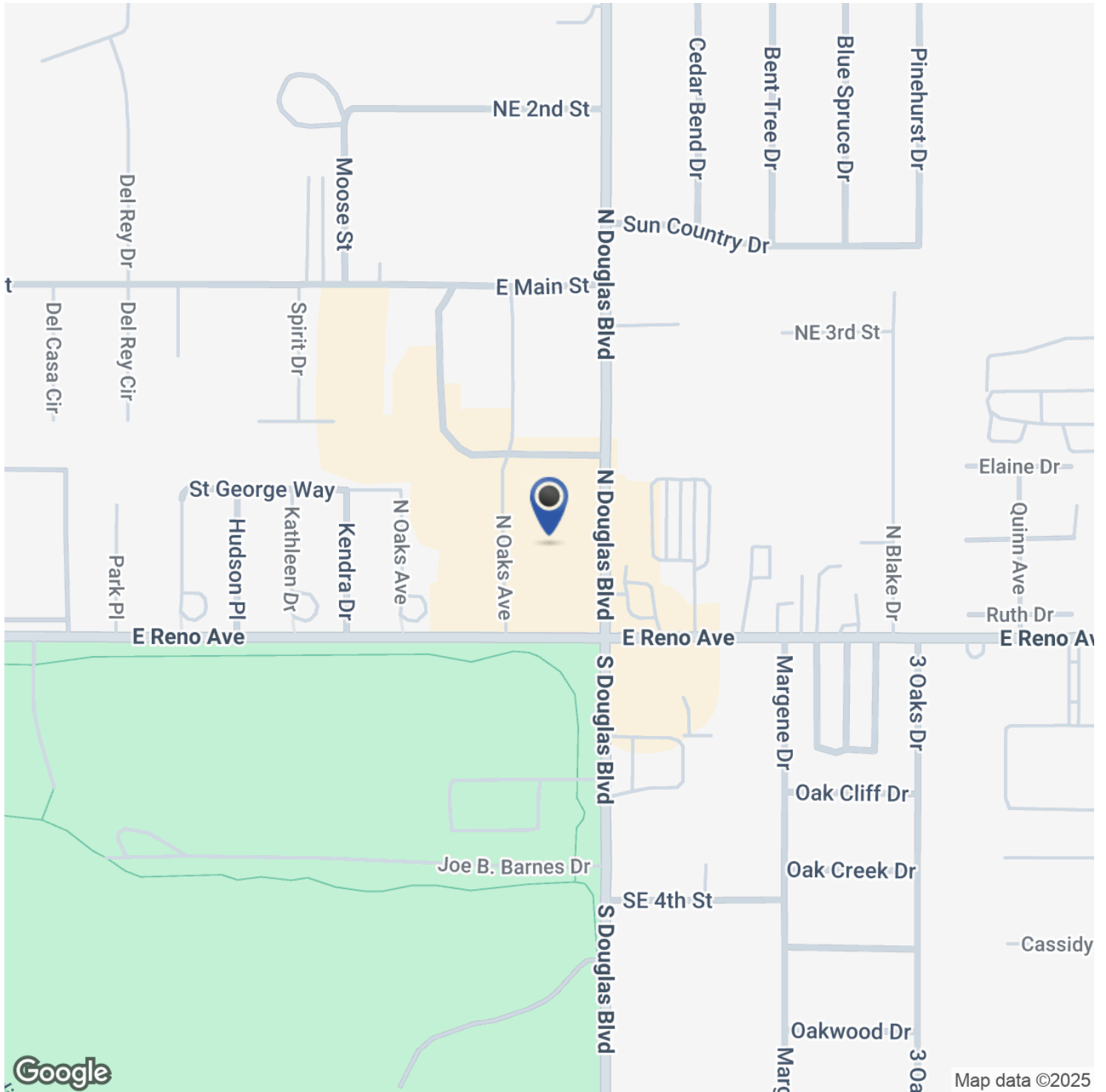


ETHAN SLAVIN
405.830.0252
ethan@creekcre.com

AJ TOLBERT
630.843.1989
aj@creekcre.com

ADEN STRUBLE
405.210.3910
aden@creekcre.com

LOCATION MAP

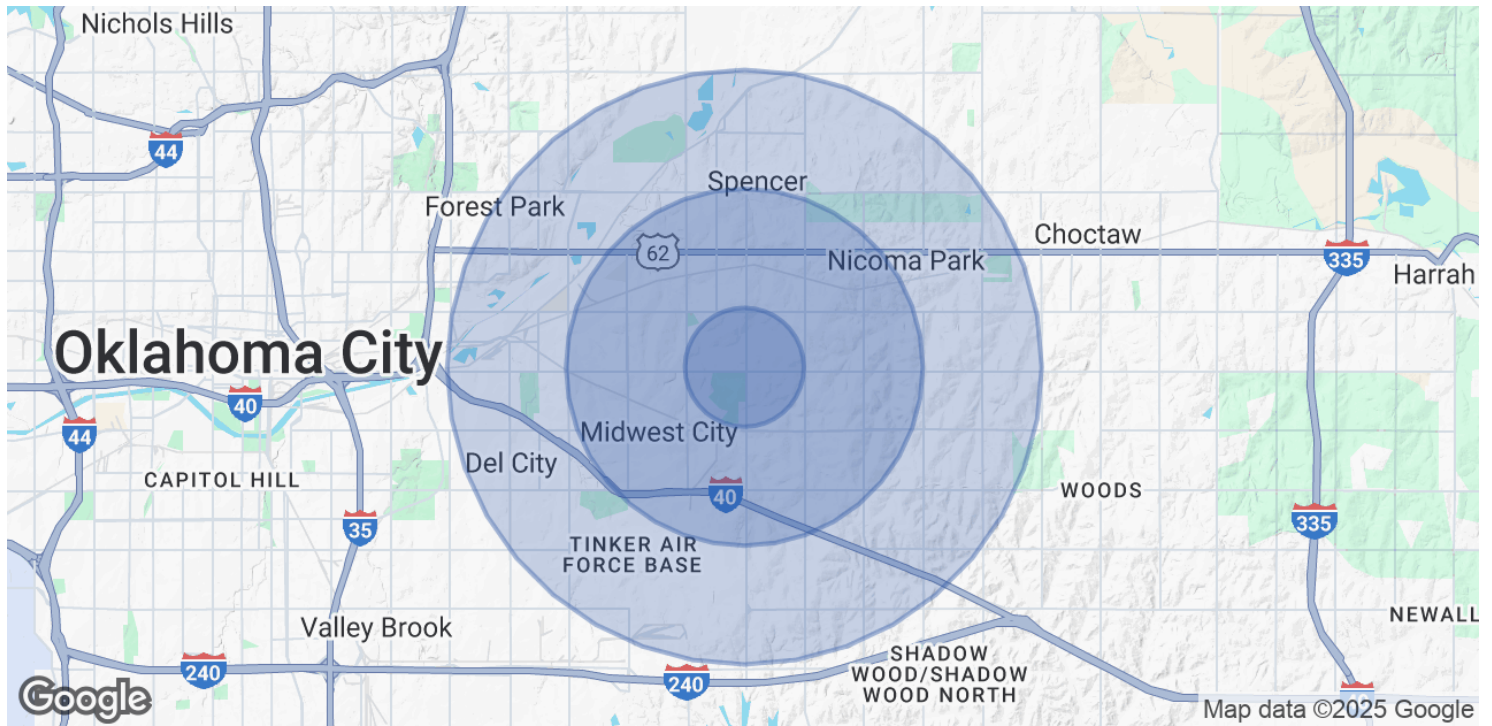


ETHAN SLAVIN
405.830.0252
ethan@creekcre.com

AJ TOLBERT
630.843.1989
aj@creekcre.com

ADEN STRUBLE
405.210.3910
aden@creekcre.com

DEMOGRAPHICS MAP & REPORT



POPULATION	1 MILE	3 MILES	5 MILES
Total Population	9,260	58,365	93,358
Average Age	40	39	39
Average Age (Male)	38	38	38
Average Age (Female)	41	41	41

HOUSEHOLDS & INCOME	1 MILE	3 MILES	5 MILES
Total Households	3,792	24,355	37,983
# of Persons per HH	2.4	2.4	2.5
Average HH Income	\$69,929	\$70,903	\$74,722
Average House Value	\$186,909	\$189,548	\$196,520

Demographics data derived from AlphaMap

ETHAN SLAVIN
405.830.0252
ethan@creekcre.com

AJ TOLBERT
630.843.1989
aj@creekcre.com

ADEN STRUBLE
405.210.3910
aden@creekcre.com