

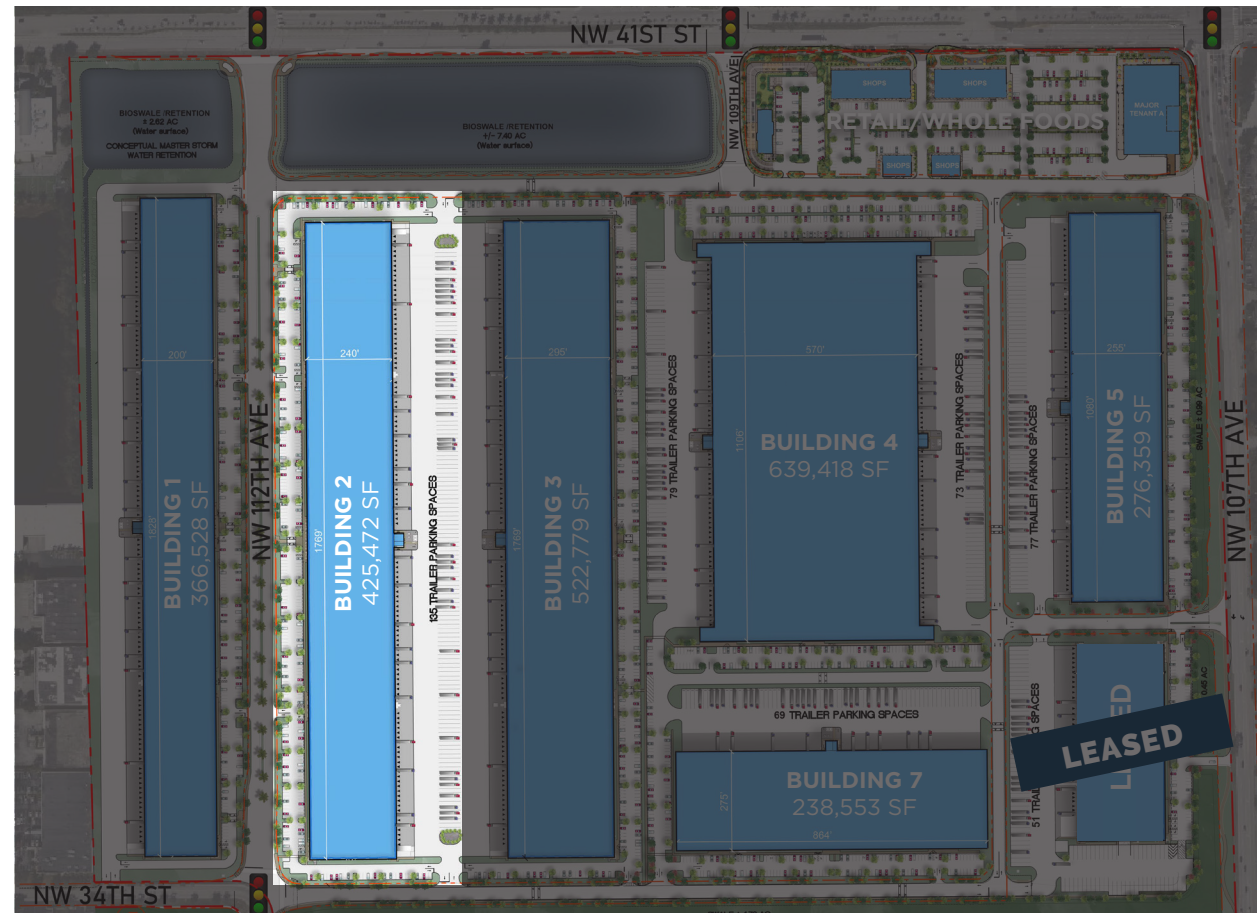
KURV DORAL

BUILDING TWO ±425,472 SF



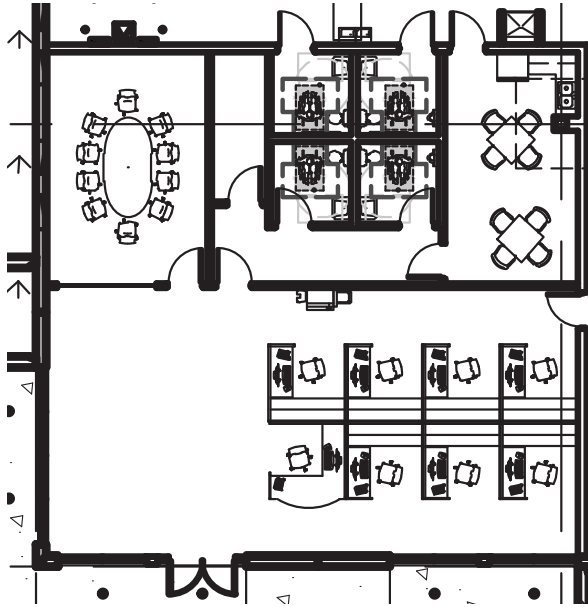
HIGHLIGHTS

- Premier location in one of the fastest growing cities in South Florida
- Immediate Highway Access with close proximity to MIA Cargo Entrance and Port Miami
- Seasoned Developer/Owner with proven national track record of Industrial Development
- Multiple space sizes available, including up to ±1.4 MSF Built-to-Suit Options
- Single and Multi-Tenant Building configurations available




KURV DORAL


BUILDING TWO ±425,472 SF



Polished Concrete Flooring



Paint- Sherwin Williams
SW 7042- Shoji White



Traditional Wall Base- Tarfett
460 Cotton W



Solid Countertop- Wilsonart
Aspen Quartzite- g24SS



Edge Pull- Amerock
4-1/2' Long Finger Cabinet Pull- Matte Black



Laminate Millwork- Wilsonart
Beigewood -7850-60

SPEC OFFICE PLAN & TI FINISHES

Wayne Ramoski

wayne.amoski@cushwake.com
786 210 3563

Andrew Fernandez

andrew.fernandez@cushwake.com
305 467 1449

Ivanna Leitner Perez

ivanna.leitner@cushwake.com
786 853 5431

Skylar Stein

skylar.stein@cushwake.com
305 533 2867



kurvindustrial.com