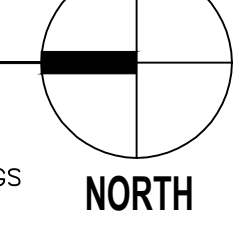


PARTIAL (I) FOUNDATION / GROUND FLOOR PLAN

SCALE: 3/16" = 1'-0"



ALL DIMENSIONS SHALL BE CONFIRMED W/ ARCHITECTURAL DRAWINGS

REFERENCE DRAWINGS


SEE S-0.00	FOR GENERAL NOTES & INDEX
SEE S-1.02/03	FOR ROOF FRAMING PLAN
SEE S-1.04	FOR WIND LOAD DIAGRAM
SEE S-2.00	FOR TYPICAL DETAILS
SEE S-3.00	FOR SECTIONS
SEE S-4.00	FOR SCHEDULES
SEE S-5.00	FOR WIND PRESSURES

LEGEND

	DENOTES NEW WALL FOOTING (SEE SCHEDULE)	C.J.	DENOTES CONTROL JOINT FOR SLAB ON GRADE
	DENOTES NEW FOOTING FOR COLUMN (SEE SCHEDULE)		DENOTES BEGINNING OF COLUMN/TIE COLUMN TYPE
	DENOTES THICKENED EDGE FOR SLAB ON GRADE (SEE SCHEDULE)		DENOTES BEGINNING OF STEEL COLUMN TYPE
	DENOTES NEW 8" C.M.U WALL REIN'D W/ (1)-#5 @ 48" O.C.		DENOTES ADDITIONAL IN-FILLED 8" CMU CELL W/ (1)-#5 MASONRY SHALL HAVE A MINIMUM f _m = 1,500 psi
	DENOTES NEW 8" C.M.U WALL REIN'D NON GRAVITY LOAD BEARING		DENOTES #4 x 5'-0" LONG REINFORCEMENT @ 12" O.C. W/ STD. HOOK AT OPENINGS, U.O.N.

ADDITIONAL NOTES:

- PROVIDE 1-#5 VERTICAL IN FILLED CELL ADJACENT TO ANY WINDOW LESS THAN 4FT AND DOOR OPENINGS WHERE NO COLUMN IS INDICATED. EXTEND REINFORCEMENT FROM FRAMING FLOOR TO BEAM ABOVE.
- ALL MASONRY WALLS TO HAVE #9 LADDER TYPE DUR-O-WALL HORIZONTAL JOINT REINFORCING EVERY 2ND BLOCK COURSE. EXTEND REINFORCING MINIMUM 4" INTO CONC. COLUMNS.
- ALL SLOPES, DRAINS AND RECESSES IN FLOOR SLAB, COORDINATE W/ ARCH. AND MECHANICAL DRAWINGS PRIOR OF POURING FLOOR SLAB.
- WINDOWS OPENING AND DOOR COORDINATE W/ ARCHITECTURAL DRAWINGS AND MANUFACTURE.
- COLUMN #3 WAS DESIGNED TO SUPPORT 380 LBS. IN SHEAR AND 1,254 LBS IN TENSION FOR ROLL UP DOOR AS PER NOA 20.0901-22.



PF STRUCTURAL ENGINEERS CA# 30758

PEDRO L. FIALLO, P.E. LICENSE No. 76100
CONSULTING STRUCTURAL ENGINEER
4960 SW 52 ST, SUITE #401, DAVIE FL 33314
PH: (954) 533-3237 - Fax: (954) 533-2117
EMAIL: PFIALLO@PFENGINEERS.COM

FOR DIGITALLY SIGNED & SEALED DOCUMENTS ONLY:
PRINTED COPIES OF THIS DOCUMENT ARE NOT CONSIDERED SIGNED AND SEALED
AND THE SIGNATURE MUST BE VERIFIED ON ANY ELECTRONIC COPIES.

REVISIONS

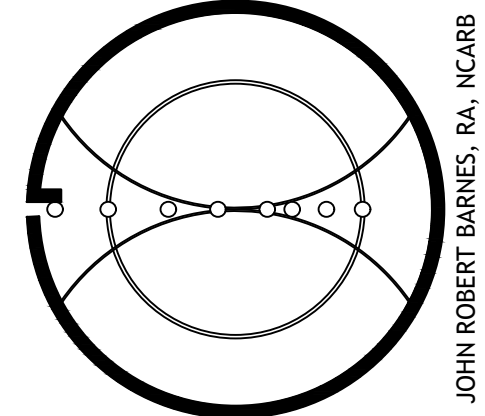
MARK	DESCRIPTION	DATE
Δ	CITY COMMENTS	02/15/2024

FREERCROSSINGS
COMMERCECENTER - PHASE 2

12554 SW 128 STREET, MIAMI, FLORIDA 33186

RICHARD H. FREER

THESE DRAWINGS, THE IDEAS, CONCEPTS, AND DESIGNS EXPRESSED HEREIN ARE THE SOLE PROPERTY OF THE ARCHITECT. NO USE, REPRODUCTION, OR DISTRIBUTION OF THESE DRAWINGS OR ANY PARTS THEREOF FOR ANY PURPOSE WITHOUT THE WRITTEN CONSENT OF ROBERT BARNES ARCHITECT, ROBERT BARNES ASSOCIATES, © 2020



ROBERT BARNES ASSOCIATES
ARCHITECTURE AND PLANNING
© 2022
371 NORTH WYOMING AVENUE
HOMESTEAD, FLORIDA 33060
(305) 242-6100
ROBERTBARNESASSOCIATES.COM

PARTIAL (I) FOUNDATION / GROUND FLOOR PLAN

DATE	2024-01-15	PROJECT	COMMERCECENTER - PHASE 2
DESIGNED BY	AS SHOWN	CLIENT	FREER
CHECKED BY	PLF	DATE	2/12/24 (9:08AM)
DATE	2/12/24	SCALE	3/16" = 1'-0"
DATE	2/12/24	SCALE	3/16" = 1'-0"

S-1.00