

WENATCHEE VALLEY MALL

511 Valley Mall Pkwy. East Wenatchee, WA 98802

PROPERTY

NOTES

Demographics	1 miles	3 miles	5 miles
Population	11,494	60,746	74,199
Avg. HH Income	\$85,011	\$101,268	\$108,037
Total Households	4,146	23,008	28,167

- Located on the east side of State Route 28 - adjacent to the Senator George Stellar Bridge
- GLA: 356,845 SF
- Availabilities: Up to 3500 SF
- Traffic Count: 50,000 VPD State Route 28

ANCHORS

- Macy's, Sportsman's Warehouse, Ross, Marshalls, Grocery Outlet & PetSmart



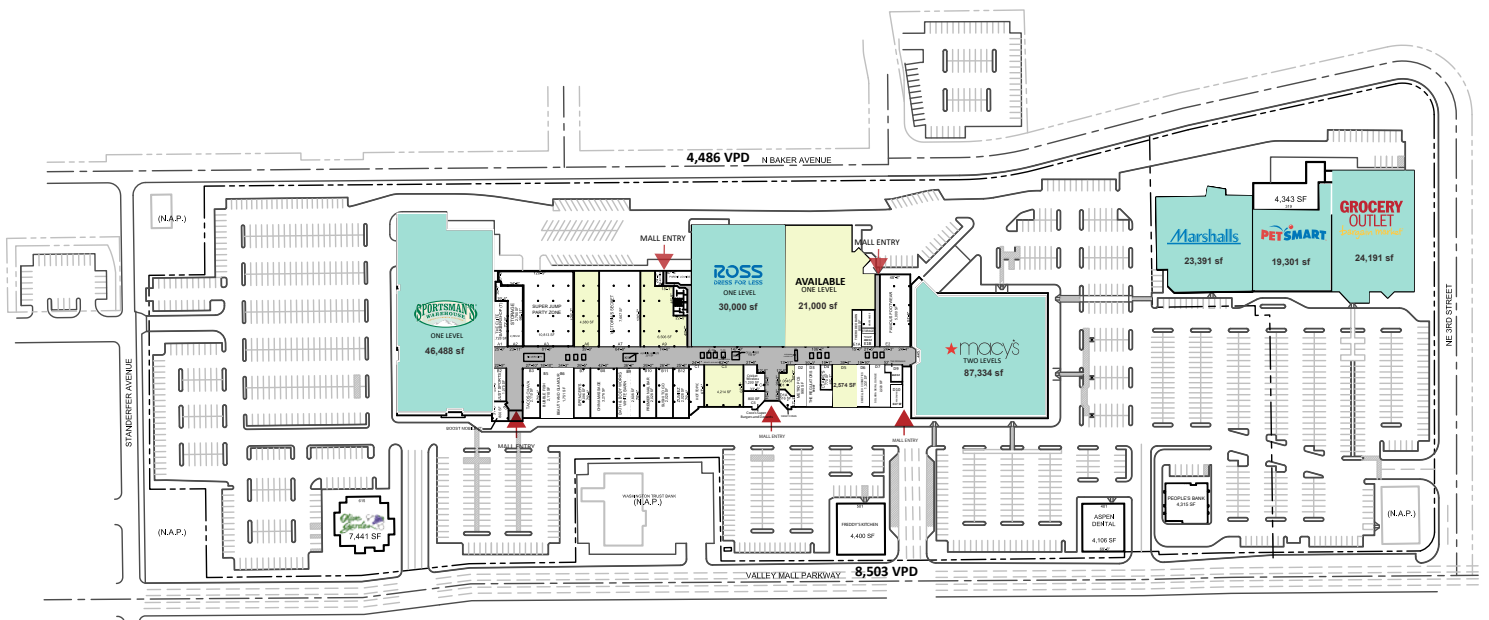
MASON
ASSET MANAGEMENT

T: 516 371.5858
E: leasing@masonam.com
150 Great Neck Road Suite 402
Great Neck, NY, 11021
www.masonam.com

WENATCHEE VALLEY MALL

511 Valley Mall Pkwy. East Wenatchee, WA 98802

SITE PLAN



LEASED AVAILABLE



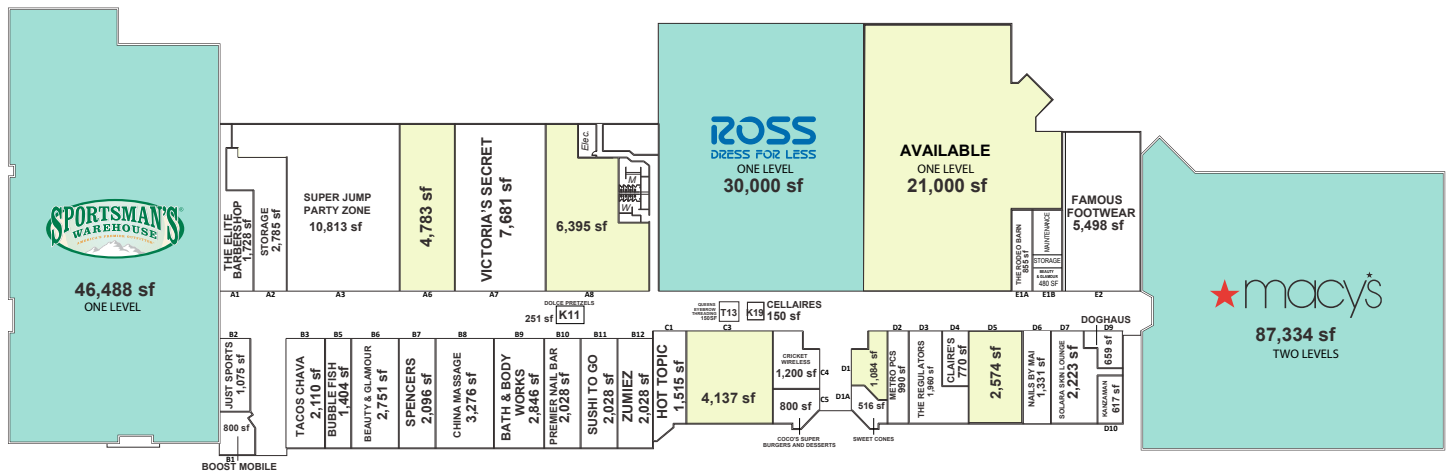
MASON
ASSET MANAGEMENT

T: 516 371.5858
E: leasing@masonam.com
150 Great Neck Road Suite 402
Great Neck, NY, 11021
www.masonam.com

WENATCHEE VALLEY MALL

511 Valley Mall Pkwy. East Wenatchee, WA 98802

LEASE PLAN



LEASED
 AVAILABLE



MASON
ASSET MANAGEMENT

T: 516 371.5858
 E: leasing@masonam.com
 150 Great Neck Road Suite 402
 Great Neck, NY, 11021
www.masonam.com

WENATCHEE VALLEY MALL

511 Valley Mall Pkwy. East Wenatchee, WA 98802

RETAILER MAP



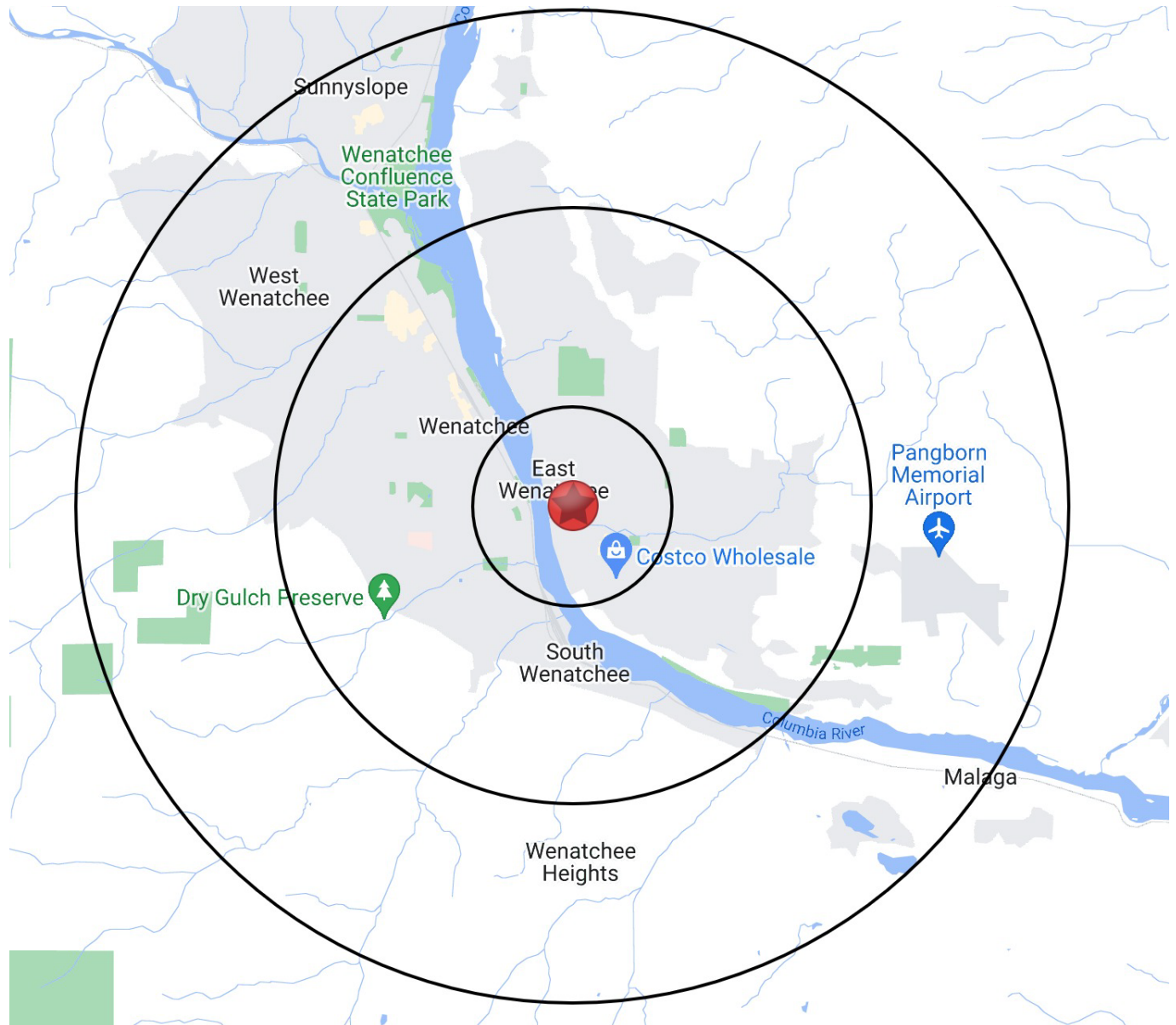
MASON
ASSET MANAGEMENT

T: 516 371.5858
E: leasing@masonam.com
150 Great Neck Road Suite 402
Great Neck, NY, 11021
www.masonam.com

WENATCHEE VALLEY MALL

511 Valley Mall Pkwy. East Wenatchee, WA 98802

RADIUS MAP



MASON
ASSET MANAGEMENT

T: 516 371.5858
E: leasing@masonam.com
150 Great Neck Road Suite 402
Great Neck, NY, 11021
www.masonam.com