

/// mini.nests.dates

UNIT 3 NOW LET

QUEST 271

TO LET

44,400 SQ FT - 95,645 SQ FT

2 NEW GRADE A WAREHOUSE / LOGISTICS UNITS

NURSLING SOUTH | TEST LANE | SOUTHAMPTON | SO16 9SD

QUEST271.CO.UK

QUEST 271

QUEST 271 is a brand new, strategically positioned industrial warehouse/logistics development in a location of significant under supply, adjacent to M271 and Port of Southampton.

The site offers 2 Grade A units, each with secure yards and the highest performance green credentials, situated in a highly accessible location.





GXO

TESCO

DX

asendia

Gregory

Holiday Inn

M3 / 10 MINS

M27

M27 / J3

LIDL

David Lloyd
CLUBS

M271
J3 - 2 mins

Nursling was originally allocated land for port expansion and is now a thriving Logistics Estate which has expanded to provide a successful development.

CLF

UNIT 1

UNIT 2

NOW LET
Unit 3

4 MILES
SOUTHAMPTON
CENTRAL STATION

4 MILES
SOUTHAMPTON CENTRE
& PORT



BREEAM®

BREEAM
EXCELLENT



24/7 SECURED
GATED ACCESS



UP TO
600 KVA



DIRECT
M271 ACCESS



15%
ROOF LIGHTS



GRADE A
OFFICES



50 KN/M2
FLOOR LOADING



EV CHARGING
(48 SPACES)



LED
LIGHTING

QUEST 271

CUTTING EDGE SPECS COME AS STANDARD
IN OUR QUEST FOR GRADE A FACILITIES

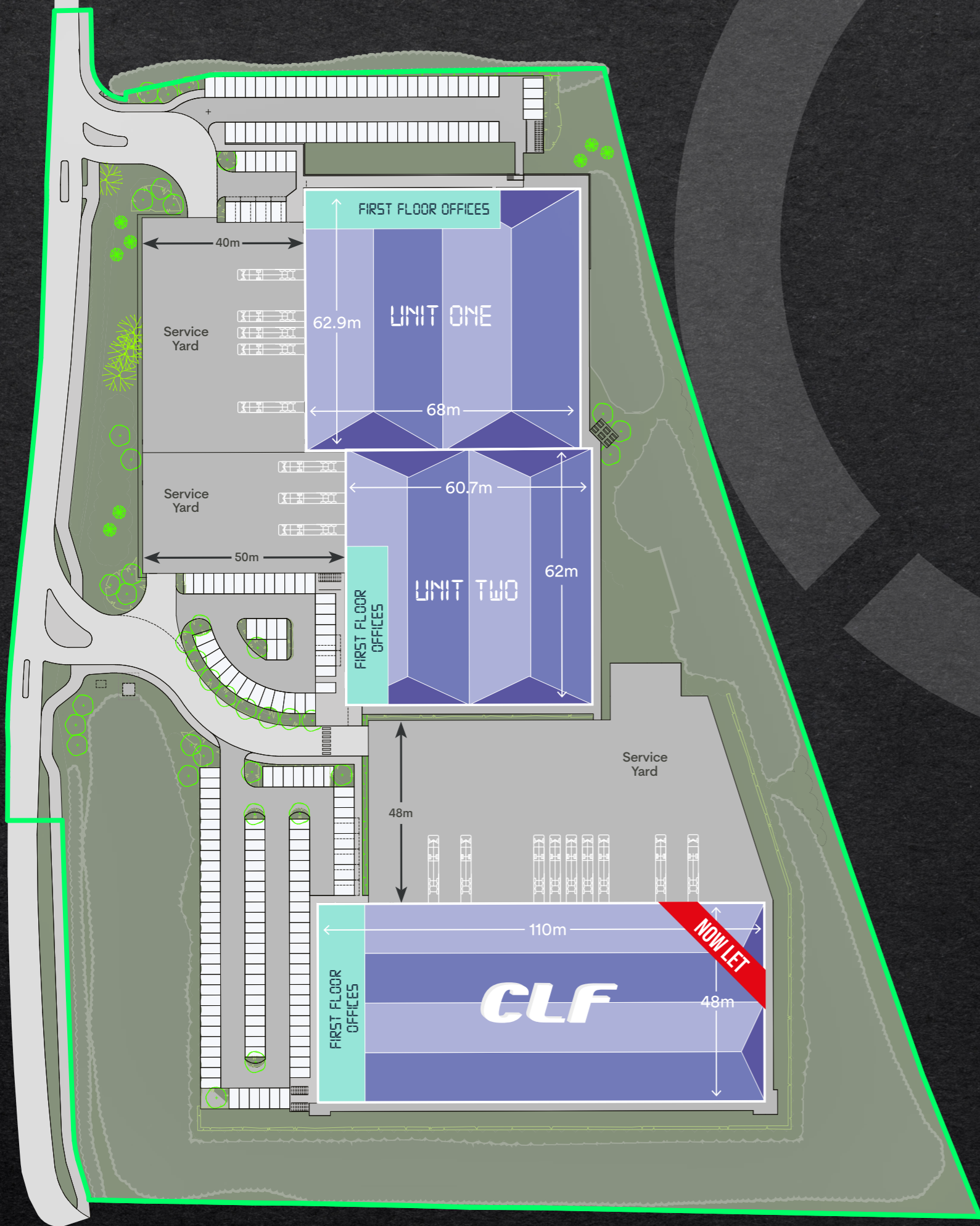
2

UNIT 2

QUEST271.CO.UK



QUEST 277



UNIT 1

Level Access Loading Doors	2
Dock Level Doors	3
Car Parking Spaces	70
EV Charging Points	16
Power	378 kVA
Yard Depth	40m
Eaves Height	12m

51,245 SQ FT

UNIT 2

Level Access Loading Doors	3
Dock Level Doors	-
Car Parking Spaces	40
EV Charging Points	12
Power	300 kVA
Yard Depth	50m
Eaves Height	12m

44,400 SQ FT

UNIT 1/2 COMBINED

Level Access Loading Doors	6
Dock Level Doors	2
Car Parking Spaces	110
EV Charging Points	28
Power	678kVA
Yard Depth	40m-50m
Eaves Height	12m

95,645 SQ FT





QUEST 271 ACCOMMODATION

UNIT 1	SQ M	SQ FT
Warehouse	4,214.6	45,366
Reception	72.3	778
Fire Escape	26.2	282
1st Floor Office	447.7	4,819
TOTAL (GEA)	4,760.8	51,245



UNIT 1 - INTERNAL LAYOUT





QUEST 271

ACCOMMODATION

UNIT 2	SQ M	SQ FT
Warehouse	3,647.3	39,259
Reception	66.9	720
Fire Escape	26.4	284
1st Floor Office	384.3	4,137
TOTAL (GEA)	4,124.9	44,400

GREEN CREDENTIALS



PV ON
ALL UNITS



GREEN ENERGY
TARIFF READY




1,200+ TREES
TO BE PLANTED

BREEAM

BREEAM
EXCELLENT



EPC
EPC RATING
A



FABRIC FIRST
APPROACH



LED
LIGHTING

ROAD CONNECTIONS

	DISTANCE
M271	1 mile
Redbridge Station	1 mile
Dock Gate 20	1.7 miles
Junction 3 M27	2.7 miles
Southampton City Centre	4 miles
Junction 14 M3	5.6 miles
M25	58 miles
M40	81 miles
The Midlands	113 miles

PORTS

	DISTANCE
Southampton	3 miles
Avonmouth (Bristol)	89 miles
London Gateway (Essex)	119 miles

AIRPORTS

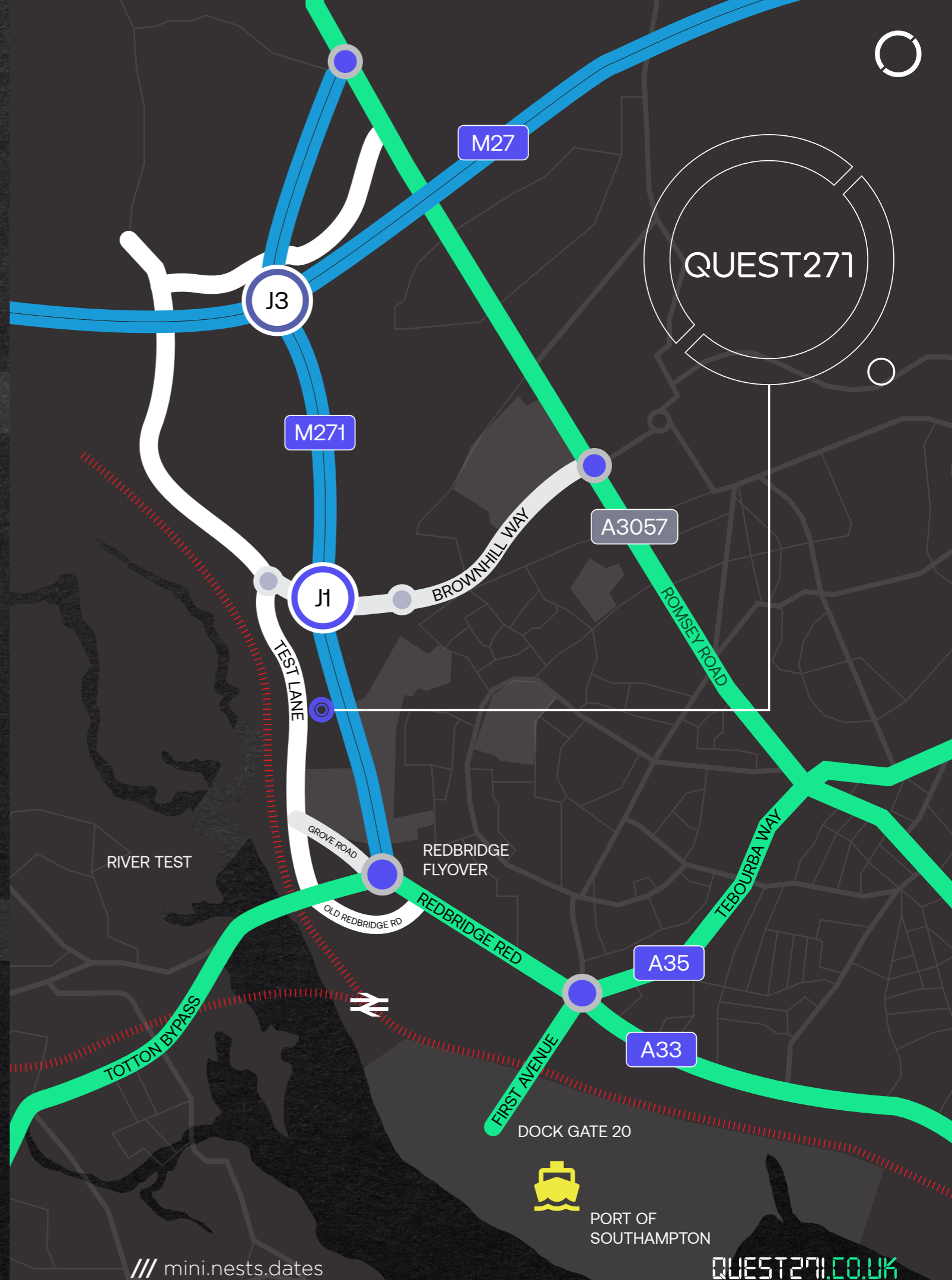
	DISTANCE
Southampton Airport	7.2 miles
Gatwick Airport	82 miles

RAIL TERMINALS

	TIME
Southampton Central	12 mins
London Waterloo	1hr 19 mins

QUEST 271 Situated on Nursling South, adjacent to the South Central warehouse development, which includes the new John Lewis distribution centre. The site is bounded to the north by Nursling Industrial Estate and various other industrial units. East of the site lies the M271 and the Lidl Distribution centre, with Test Lane and the River Test lying to the West.

LOCATION



/// mini.nests.dates



POPULATION WITHIN 90 MINS
3.1 MILLION

POPULATION WITHIN 180 MINS
20.6 MILLION

POPULATION WITHIN 270 MINS
35.7 MILLION

THE SITE IS LOCATED WITHIN A KEY INDUSTRIAL AND EMPLOYMENT CORRIDOR BETWEEN THE M27 AND PORT OF SOUTHAMPTON.

14.6 MILLION HOUSEHOLDS WITHIN 270 MINS

8.4 MILLION HOUSEHOLDS WITHIN 180 MINS

1.3 MILLION HOUSEHOLDS WITHIN 90 MINS

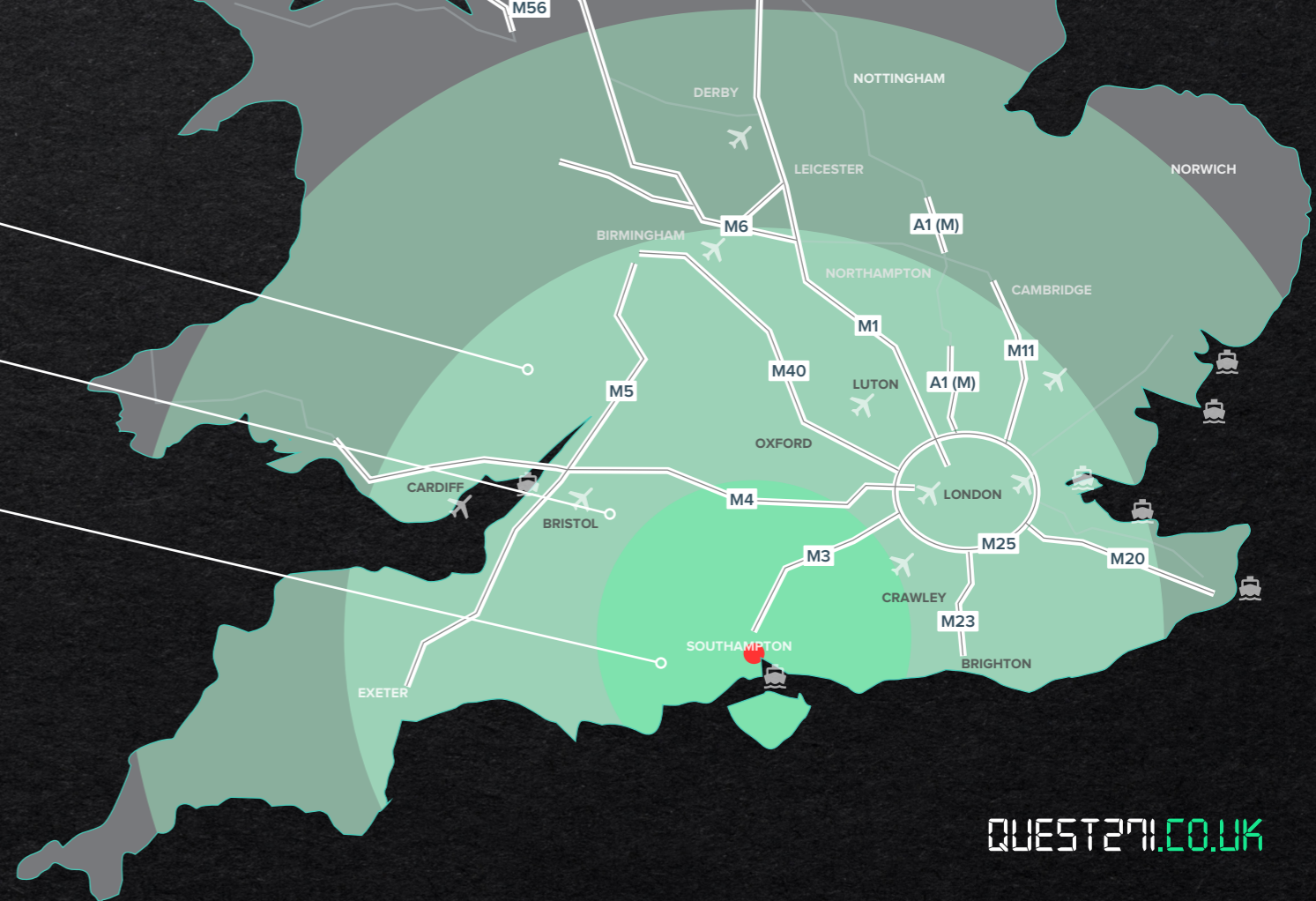
SUITABLE SKILLS & SECTORS

HAMPSHIRE 48,000	SOUTHAMPTON 4,500
→ Manufacturing Workers	

HAMPSHIRE 24,000	SOUTHAMPTON 7,000
→ Transport and Storage Workers	

READY TO WORK

HAMPSHIRE 30,100	SOUTHAMPTON 7,100
→ Want a job in the Southampton Area	



QUEST271.CO.UK

*Figures are from the Office for National Statistics (ONS)

DTRE

Jake Huntley

M: 07765 154 211

E: jake.huntley@dtre.com

Max Dowley

M: 07548 773 999

E: max.dowley@dtre.com

Alice Hampden-Smith

M: 07508 371 884

E: alice.hampden-smith@dtre.com

**Lambert
Smith
Hampton**



Dan Rawlings

M: 07702 809 192

E: drawlings@lsh.co.uk

Adrian Whitfield

M: 07901 558 730

E: adrian.whitfield@realest.uk.com

Luke Mort

M: 07591 384 236

E: lmort@lsh.co.uk

Lauren Udall

M: 07799 623 239

E: lauren.udall@realest.uk.com