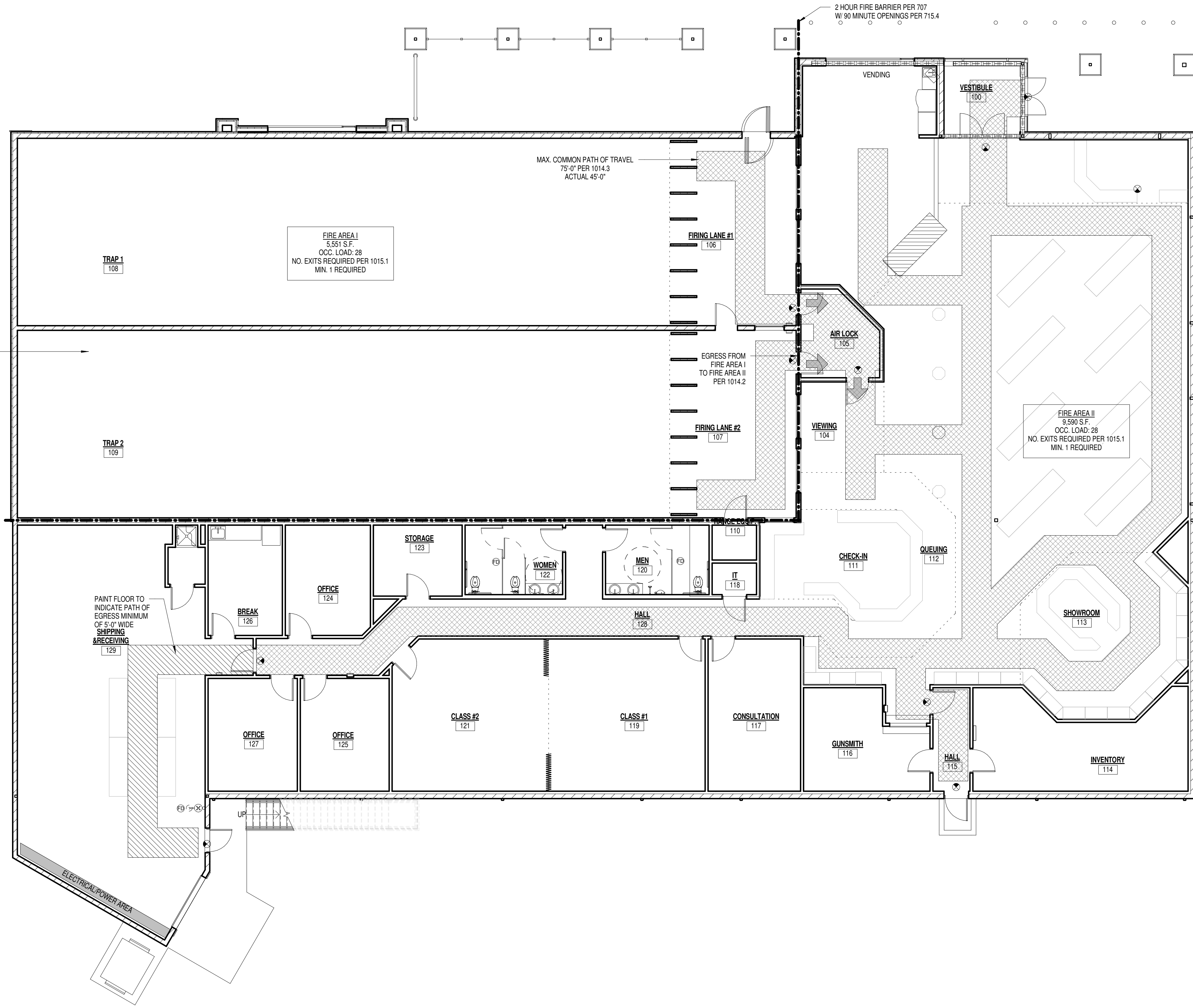




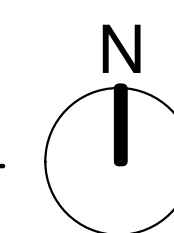
5/13/2016 2:04:39 PM

CODE ANALYSIS		FIRE AREA I	FIRE AREA II
BUILDING CODE		WI COMM 362	WI COMM 362
ACCESSIBILITY CODE		ICC/ANSI A117.1-2009	ICC/ANSI A117.1-2009
CONSTRUCTION TYPE		II B	II B
OCCUPANCY GROUP		M	M
OCCUPANT LOAD		28	199
ALLOWABLE BLDG HT & SF		1 12,500	1 12,500
AREA INCREASE		56,250 w/ FRONTAGE & SPRINKLER	56,250 w/ FRONTAGE & SPRINKLER
PROPOSED BLDG HT & SF		1 STORY 15,067	1 STORY 15,067
FIRE SUPPRESSION		NONE	FULLY SUPPRESSED
MAX. TRAVEL DISTANCE		200'	250' w/ SPRINKLER
EXITS (REQ'D/PROVIDED)		2 EA. 3 EA.	2 EA. 3 EA.
PROPERTY AREA		4.12 ACRES	4.12 ACRES
WORK AREA		15,041 S.F.	15,041 S.F.
PARKING (REQ'D/PROVIDED)		NA	NA
TOILET ROOM (REQ'D/PROVIDED)		2 EA. 2M2F	2 EA. 2M2F

TRAP SERVICING:  
DURING NON-OCCUPIED (OPEN BUSINESS)  
HOURS FOR TRAP MAINTENANCE  
ACCESS IS OPEN BEYOND FIRING LANES.  
MAX. TRAVEL DISTANCE IS 200' PER TABLE 1016.1



**1** EGRESS PLAN  
1/8" = 1'-0"



**LIEN & PETERSON ARCHITECTS, INC**  
 PO BOX 925  
 619 MEMOMONIE STREET  
 EAU CLAIRE, WI 54703  
 TELEPHONE 715 835 7500  
 FAX 715 835 1411  
 EMAIL admin@2dip.com

FIRELINE INDOOR RANGE  
 4811 W. MICHAELS AVE.  
 GRAND CHUTE, WI 54913

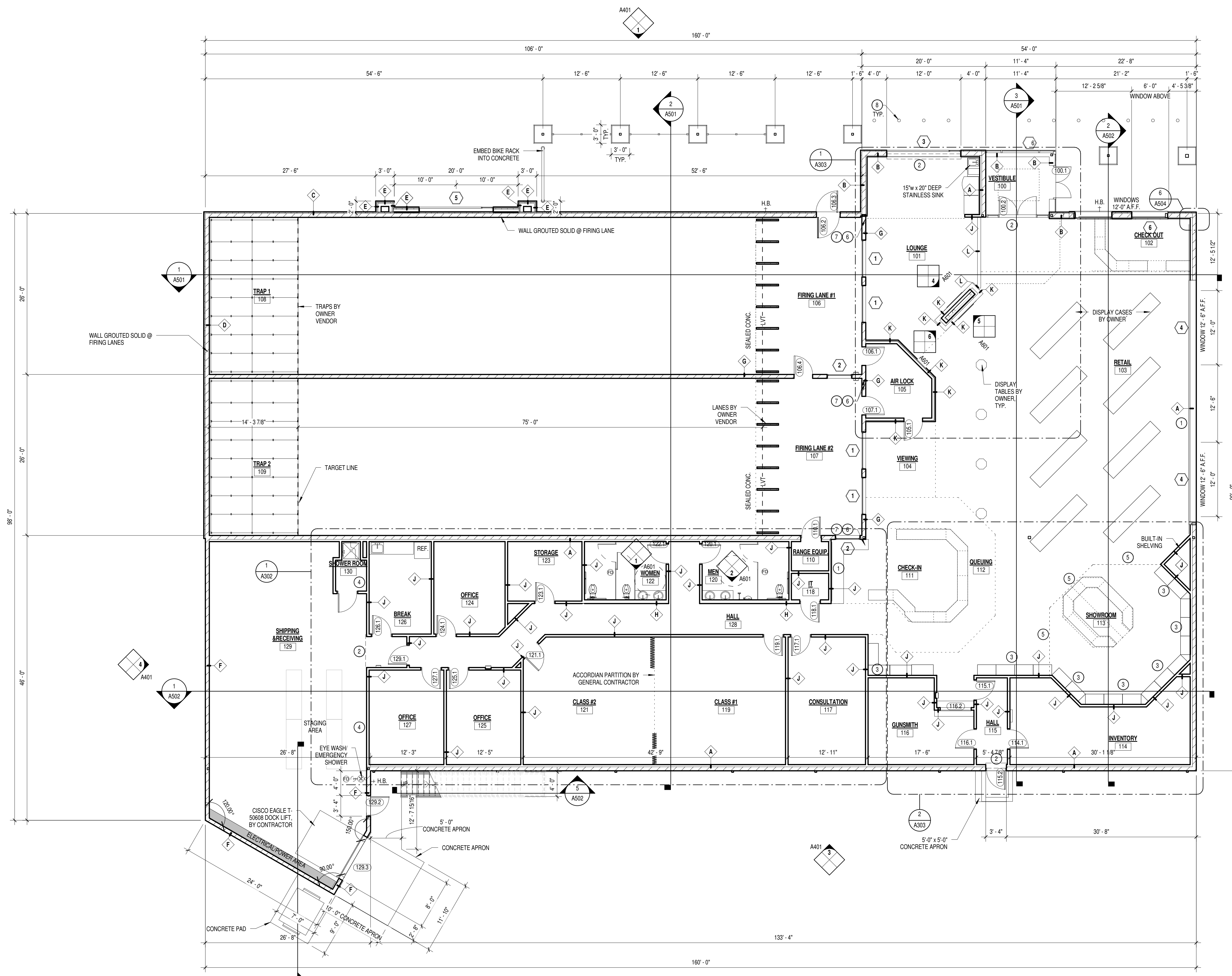
EGRESS PLAN, CODE ANALYSIS

REVISIONS:	
NO.	DATE
1	04/11/2016

ISSUE DATE: APRIL 1, 2016

**A101**

5/13/2016 2:04:40 PM



**1 FIRST FLOOR PLAN**  
1/8" = 1'-0"

**GENERAL FLOOR PLAN NOTES:**

- A. INTERIOR AND EXTERIOR DIMENSIONS:  
- EXTERIOR MASONRY WALLS: FACE OF EXTERIOR SIDE OF MASONRY  
- OPENINGS: CENTER OF OPENING  
- INTERIOR STUD WALLS: FACE OF STUD, NOMINAL
- B. WOOD BLOCKING:  
- PROVIDE SOLID WOOD BLOCKING FOR ALL WALL AND SOFFIT  
- MOUNTED PRODUCTS AND EQUIPMENT INDICATED ON DRAWINGS
- C. PROVIDE CORNER GUARDS AT ALL OUTSIDE GYPSUM WALL BOARD CORNERS

KEYED FLOOR PLAN NOTES	
1	WOOD GRAIN SLAT DISPLAY WALL 8'-0" HIGH, 2" A.F.F.
2	CONTRACTOR INSTALLED FACE-MOUNTED ROLL DOWN SECURITY GRILLE BY COOKSON 5015
3	3'-0"x1'-6" DISPLAY CASES BY OWNER
4	MESH AT INTERIOR WALL
5	OPTIONAL SLIDING GATE MOUNTED TO BULKHEAD ABOVE
6	CAULK AT CORNERS.
7	SAW TOOTH CORNERS.
8	6" PIPE BOLLARD INSTALLED 5'-0" FROM FACE OF BUILDING, @ 4'-0" O.C. COORDINATE LOCATION WITH CIVIL

**FLOOR PLAN LEGEND**

- ROOM NAME: 101 ROOM TAG
- DOOR TAG: (101.1)
- ELEVATION TAG: A.401
- SECTION TAG: A101
- WINDOW TAG: W#
- WALL TAG: A
- ELEVATION DATUM: Name, Elevation
- EXIT LIGHT: (101)
- DETAIL TAG: (1)
- KEYED FLOOR PLAN NOTE: (1)



**LIEN & PETERSON ARCHITECTS, INC**  
 619 MEMONIE STREET  
 EAU CLAIRE, WI 54703  
 TELEPHONE 715 835 7500  
 EMAIL admin@2dip.com

FIRELINE INDOOR RANGE

FLOOR PLAN

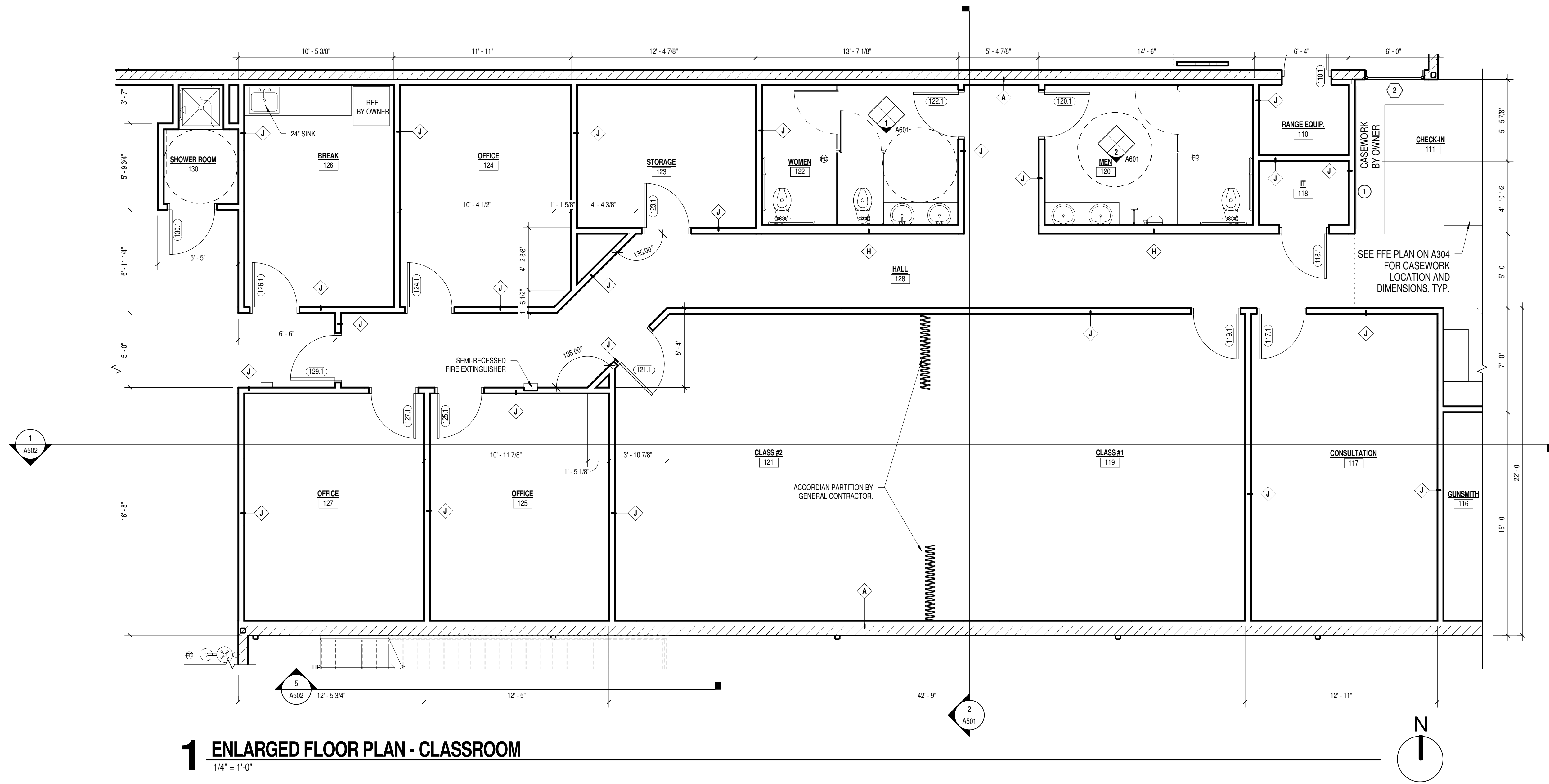
REVISIONS:	NO.	DATE

ISSUE DATE: APRIL 1, 2016

**A301**

2dip PROJECT #: 1570

5/13/2016 2:04:41 PM



**1 ENLARGED FLOOR PLAN - CLASSROOM**  
1/4" = 1'-0"



**LIEN & PETERSON ARCHITECTS, INC**  
 619 MENOMONIE STREET  
 EAU CLAIRE, WI 54703  
 TELEPHONE 715 835 7500  
 EMAIL admin@2dip.com

FIRELINE INDOOR RANGE

4811 W. MICHAELS AVE.  
 GRAND CHUTE, WI 54913

ENLARGED FLOOR PLAN

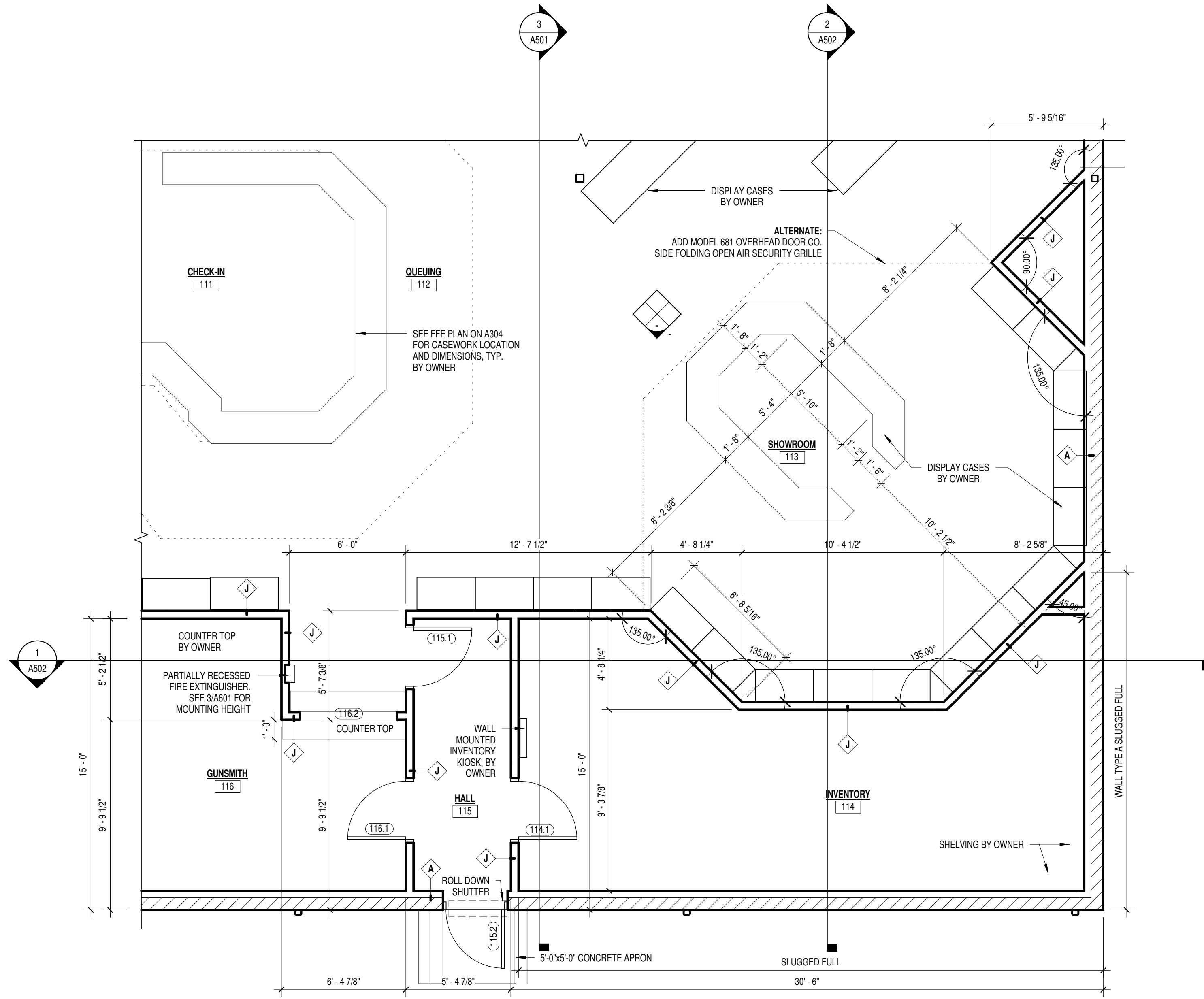
REVISIONS:	NO.	DATE

ISSUE DATE: APRIL 1, 2016

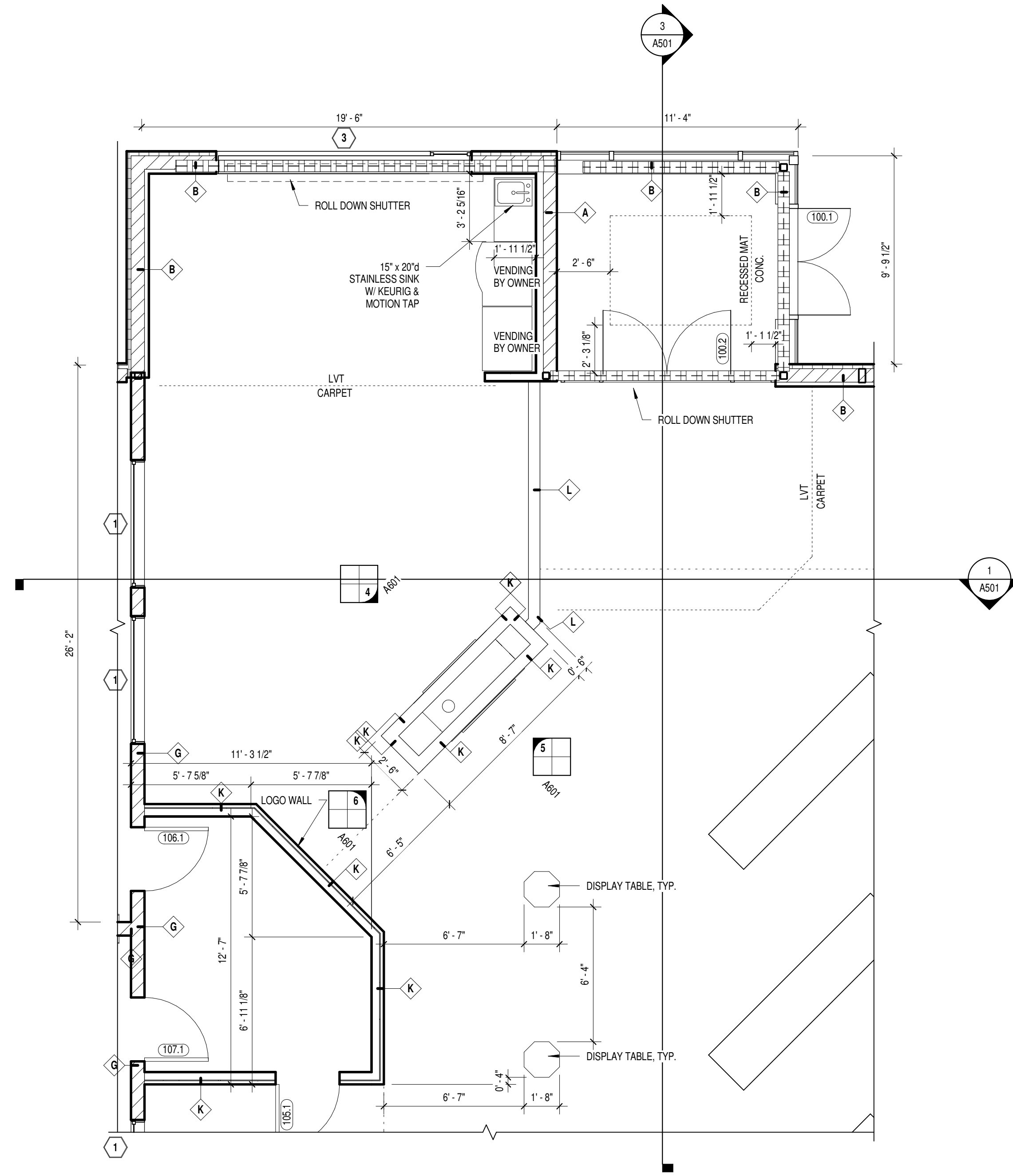
**A302**

2dip PROJECT #: 1570

5/13/2016 2:04:42 PM



**2** ENLARGED FLOOR PLAN - SHOWROOM  
1/4" = 1'-0"



**1** ENLARGED FLOOR PLAN - LOUNGE  
1/4" = 1'-0"



**LIEN & PETERSON ARCHITECTS, INC**  
619 MEMONIE STREET  
EAU CLAIRE, WI 54703  
TELEPHONE 715 835 7500  
EMAIL admin@2dip.com

FIRELINE INDOOR RANGE

4811 W. MICHAELS AVE.  
GRAND CHUTE, WI 54913

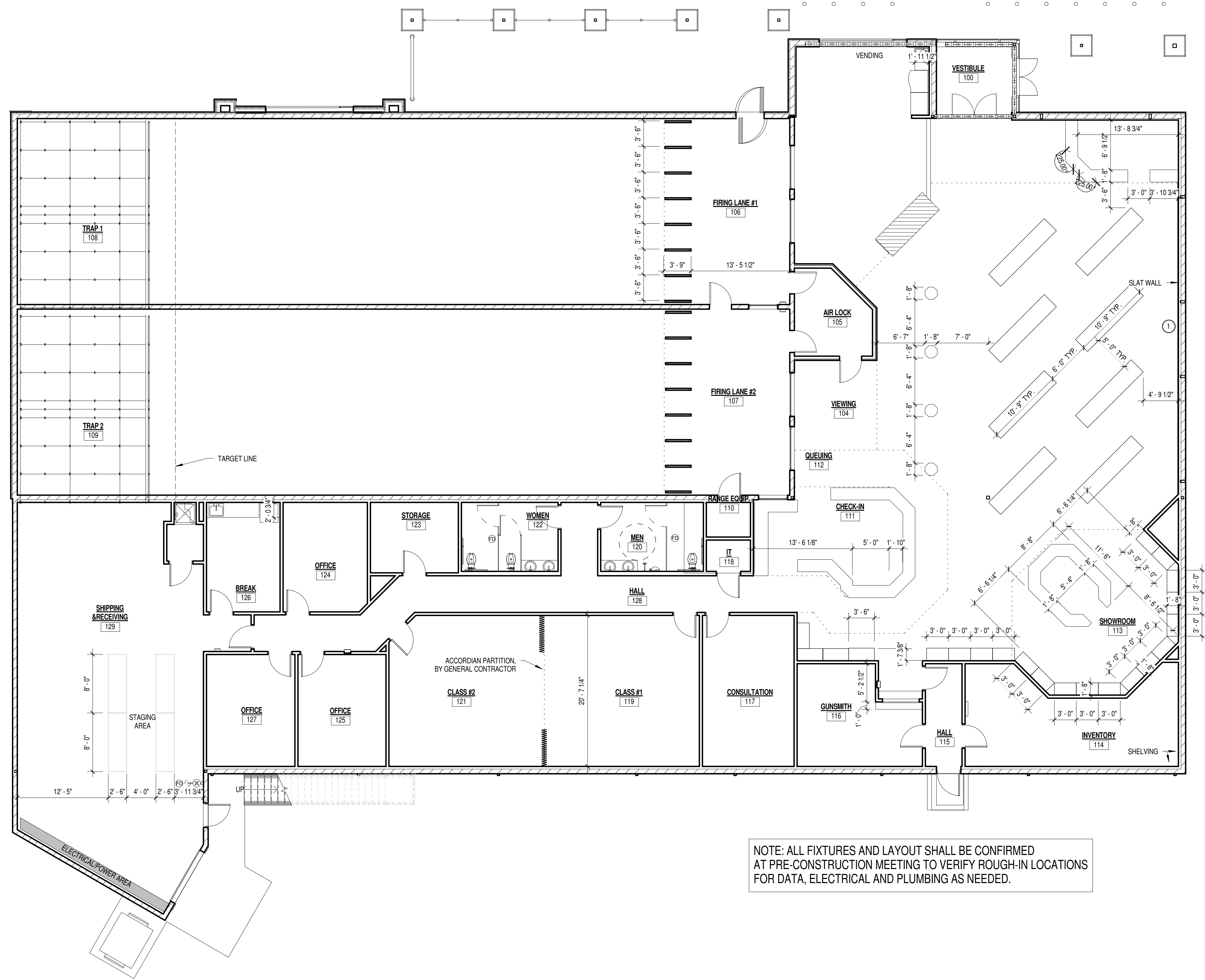
ENLARGED FLOOR PLANS

REVISIONS:	NO.	DATE

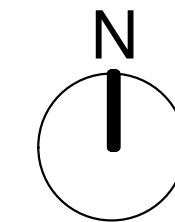
ISSUE DATE: APRIL 1, 2016

**A303**

2dip PROJECT #: 1570



**1 FFE PLAN (BY OWNER)**  
1/8" = 1'-0"



NOTE: ALL FIXTURES AND LAYOUT SHALL BE CONFIRMED AT PRE-CONSTRUCTION MEETING TO VERIFY ROUGH-IN LOCATIONS FOR DATA, ELECTRICAL AND PLUMBING AS NEEDED.



**LIEN & PETERSON ARCHITECTS, INC**  
 PO BOX 925  
 619 MEMOMONIE STREET  
 EAU CLAIRE, WI 54703  
 TELEPHONE 715 835 7500  
 FAX 715 835 1411  
 EMAIL admin@2dip.com

**FIRELINE INDOOR RANGE**  
 4811 W. MICHAELS AVE.  
 GRAND CHUTE, WI 54913

**FIXTURES, FURNITURE, AND EQUIPMENT PLAN (BY OWNER)**

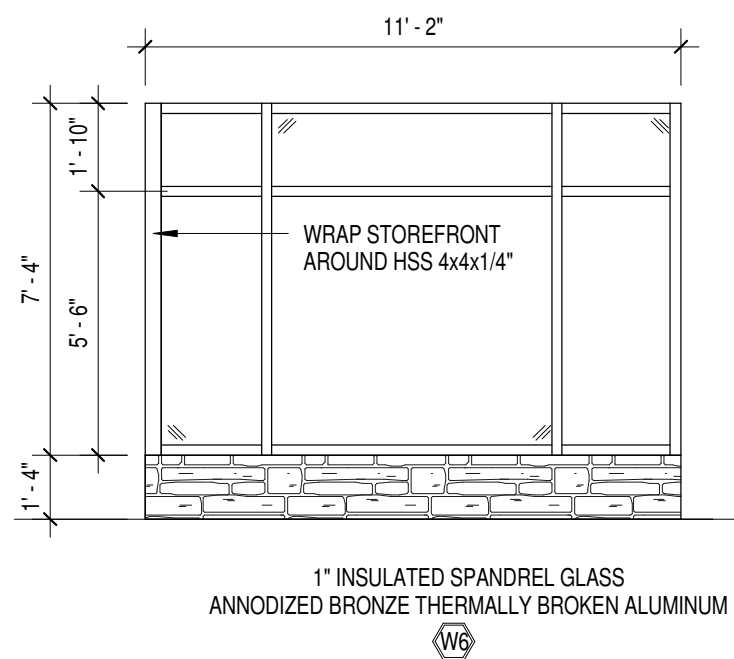
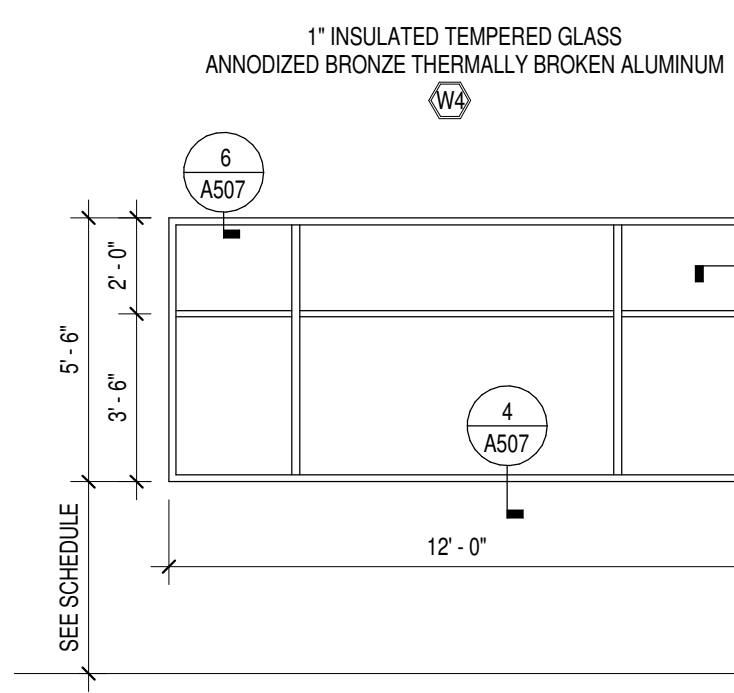
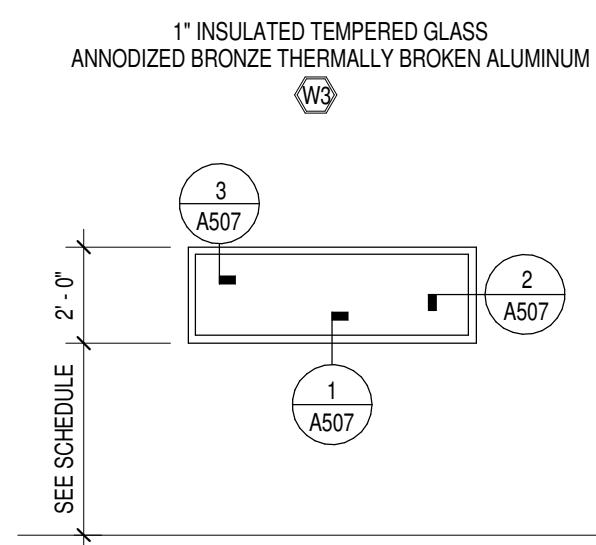
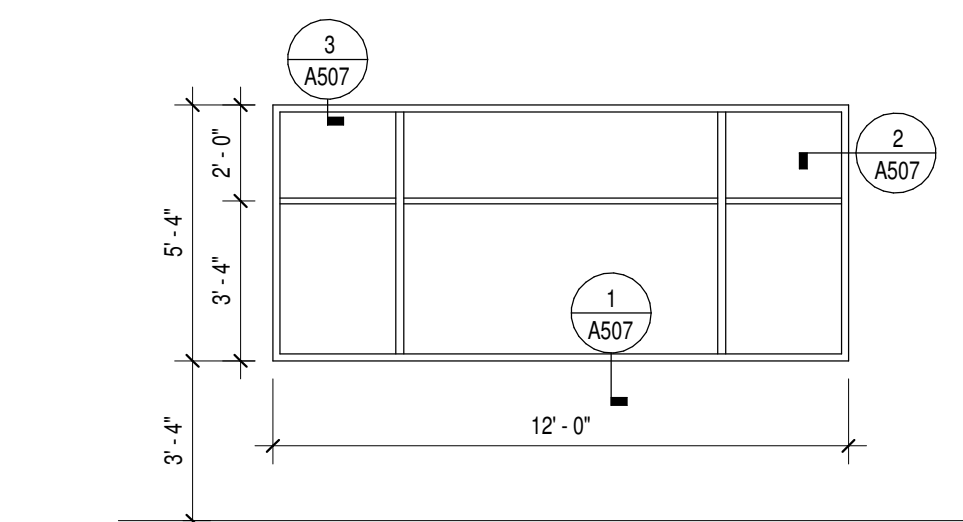
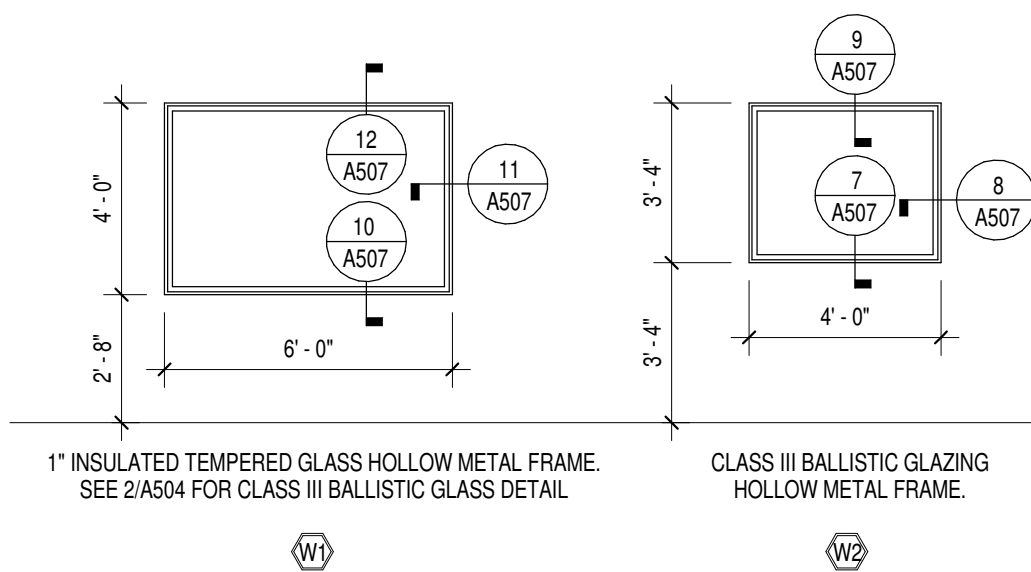
NO.	DATE
1	04/11/2016

ISSUE DATE: APRIL 1, 2016

**A304**

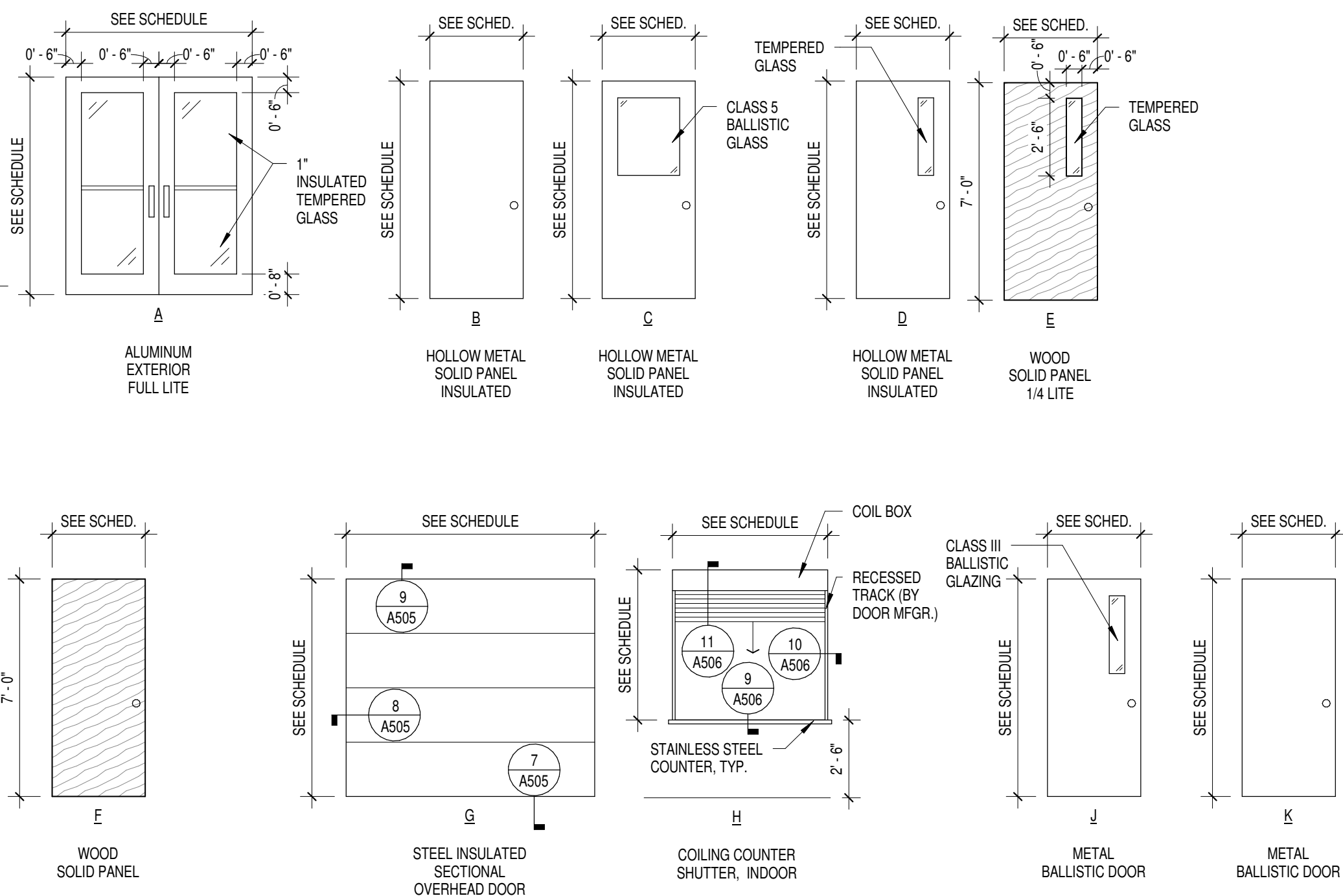
**INTERIOR FINISH NOTES:**

1. ALL WOOD INTERIOR FINISHES TO BE DARK ROAST
2. USE DRY FALL OIL BASE PAINT ON CEILINGS, SHALL BE PAINTED AFTER ALL ROUGH INS ARE COMPLETE IN FLAT BLACK
3. CARPET TO BE PHILADELPHIA COMMERCIAL PC, IMMERSE J0187
4. PROVIDE AMICO SECURITY MESH AND CLIPS BEHIND GYPSUM BOARD AT WALLS BETWEEN SHIPPING & RECEIVING AND OFFICE/BREAK ROOM



**3 WINDOW TYPES**  
1/4" = 1'-0"

**4 FRAME TYPES**  
1/4" = 1'-0"



**2 DOOR TYPES**  
1/4" = 1'-0"

**ROOM FINISH SCHEDULE**

Number	NAME	FLOOR FINISH	BASE FINISH	WALL FINISH				CEILING FINISH	KEYED NOTES
				NORTH	EAST	SOUTH	WEST		
100	VESTIBULE	BROOM FINISH CONCRETE	VINYL	GPDW/PAINT	GPDW/PAINT	GPDW/PAINT	GPDW/PAINT	ACT	
101	LOUNGE	LVT	VINYL	GPDW/PAINT	GPDW/PAINT*	STONE VENEER	GPDW/PAINT	ACT	3
102	CHECK OUT	LVT/CARPET	VINYL	GPDW/PAINT	GPDW/PAINT	GPDW/PAINT	STONE VENEER	ACT	3
103	RETAIL	CARPET	VINYL	GPDW/PAINT	GPDW/PAINT	GPDW/PAINT	STONE VENEER	ACT/PAINTED EXP. STR.	2,3
104	VIEWING	CARPET	VINYL	STONE VENEER	GPDW/PAINT	GPDW/PAINT	GPDW/PAINT	ACT	3
105	AIR LOCK	LVT	VINYL	GPDW/PAINT	GPDW/PAINT	GPDW/PAINT	GPDW/PAINT	ACT	
106	FIRING LANE #1	SEALED CONC./LVT	VINYL	PAINT	PAINT	PAINT	PAINT	ACT	
107	FIRING LANE #2	SEALED CONC./LVT	VINYL	PAINT	PAINT	PAINT	PAINT	ACT	
108	TRAP 1	SEALED CONC.	NONE	PAINT	PAINT	PAINT	PAINT	EXP. STR.	
109	TRAP 2	SEALED CONC.	NONE	PAINT	PAINT	PAINT	PAINT	EXP. STR.	
110	RANGE EQUIP.	LVT	VINYL	GPDW/PAINT	GPDW/PAINT	GPDW/PAINT	GPDW/PAINT	ACT	
111	CHECK-IN	CARPET	VINYL	GPDW/PAINT	GPDW/PAINT	GPDW/PAINT	GPDW/PAINT	ACT	3
112	QUEUING	CARPET	VINYL	GPDW/PAINT	GPDW/PAINT	GPDW/PAINT	GPDW/PAINT	ACT	3
113	SHOWROOM	CARPET	VINYL	GPDW/PAINT	GPDW/PAINT	GPDW/PAINT	GPDW/PAINT	ACT	3
114	INVENTORY	LVT	VINYL	GPDW/PAINT	GPDW/PAINT	GPDW/PAINT	GPDW/PAINT	EXP. STR.	
115	HALL	CARPET	VINYL	GPDW/PAINT	GPDW/PAINT	GPDW/PAINT	GPDW/PAINT	ACT	3
116	GUNSMITH	LVT	VINYL	GPDW/PAINT	GPDW/PAINT	GPDW/PAINT	GPDW/PAINT	ACT	
117	CONSULTATION	CARPET	VINYL	GPDW/PAINT	GPDW/PAINT	GPDW/PAINT	GPDW/PAINT	ACT	3
118	IT	CARPET	VINYL	GPDW/PAINT	GPDW/PAINT	GPDW/PAINT	GPDW/PAINT	ACT	3
119	CLASS #1	CARPET	VINYL	GPDW/PAINT	GPDW/PAINT	GPDW/PAINT	GPDW/PAINT	ACT	3
120	MEN	TILE PLANK	6" TILE BASE	1/2" W.R. GPDW/C.T.	1/2" W.R. GPDW/C.T.	1/2" W.R. GPDW/C.T.	1/2" W.R. GPDW/C.T.	ACT 2	
121	CLASS #2	CARPET	VINYL	GPDW/PAINT	GPDW/PAINT	GPDW/PAINT	GPDW/PAINT	ACT	3
122	WOMEN	TILE PLANK	6" TILE BASE	1/2" W.R. GPDW/C.T.	1/2" W.R. GPDW/C.T.	1/2" W.R. GPDW/C.T.	1/2" W.R. GPDW/C.T.	ACT 2	
123	STORAGE	CARPET	VINYL	GPDW/PAINT	GPDW/PAINT	GPDW/PAINT	GPDW/PAINT	ACT	3
124	OFFICE	CARPET	VINYL	GPDW/PAINT	GPDW/PAINT	GPDW/PAINT	GPDW/PAINT	ACT	3
125	OFFICE	CARPET	VINYL	GPDW/PAINT	GPDW/PAINT	GPDW/PAINT	GPDW/PAINT	ACT	3
126	BREAK	LVT	VINYL	GPDW/PAINT*	GPDW/PAINT	GPDW/PAINT	GPDW/PAINT	ACT	
127	OFFICE	CARPET	VINYL	GPDW/PAINT	GPDW/PAINT	GPDW/PAINT	GPDW/PAINT	ACT	3
128	HALL	CARPET	VINYL	GPDW/PAINT	GPDW/PAINT	GPDW/PAINT	GPDW/PAINT	ACT	3
129	SHIPPING & RECEIVING	SEALED CONC.	N/A	PAINT	PAINT	PAINT	PAINT	EXP. STR.	4
130	SHOWER ROOM	SEALED CONC.	VINYL	GPDW/PAINT*	GPDW/PAINT*	GPDW/PAINT*	GPDW/PAINT*	ACT 2	

**NOTES:**

\*USE W.R. GPDW @ SINK LOCATION

**ABBREVIATIONS:**

SEALED CONC. LAMINATE VINYL TILE

SEALED CONC. GPDW

SEALED CONCRETE 1/2" GYPSUM DRY WALL

C.T. W.R. GPDW

CERAMIC TILE WATER RESISTANT GYPSUM DRY WALL

ACT EXP. STR.

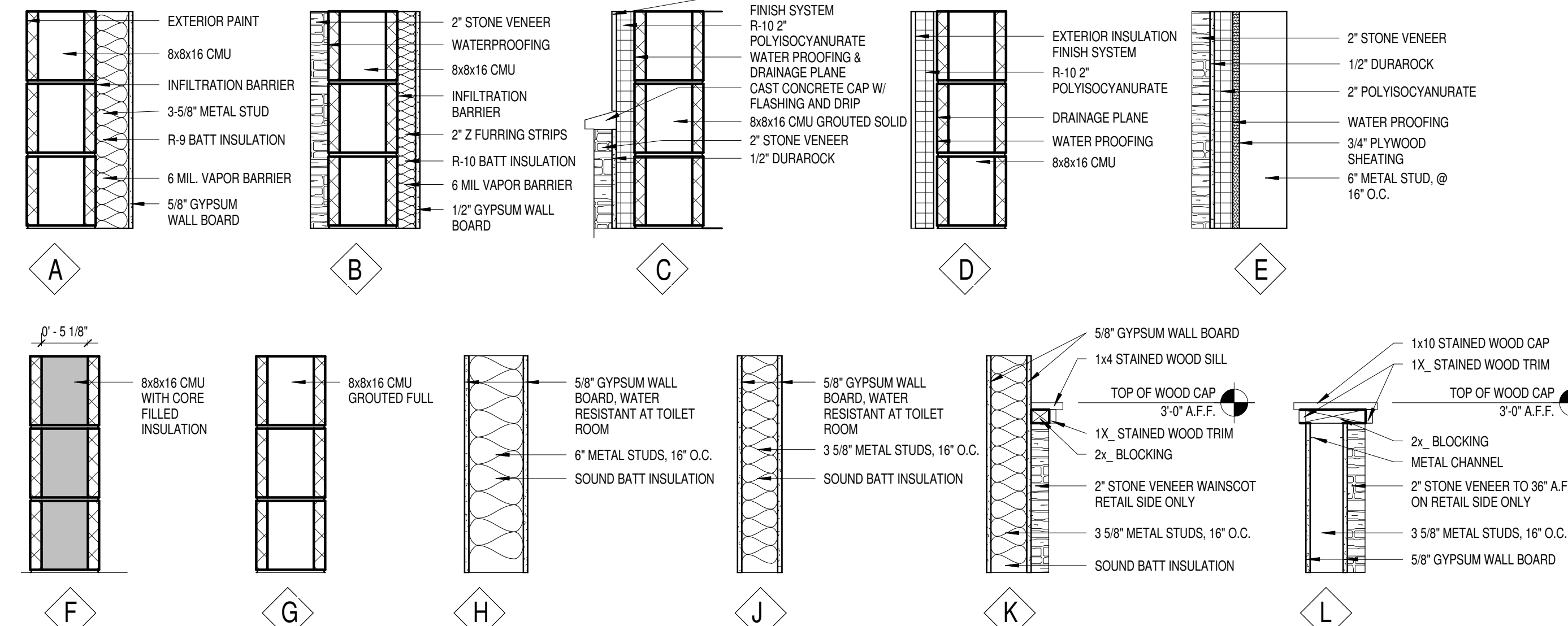
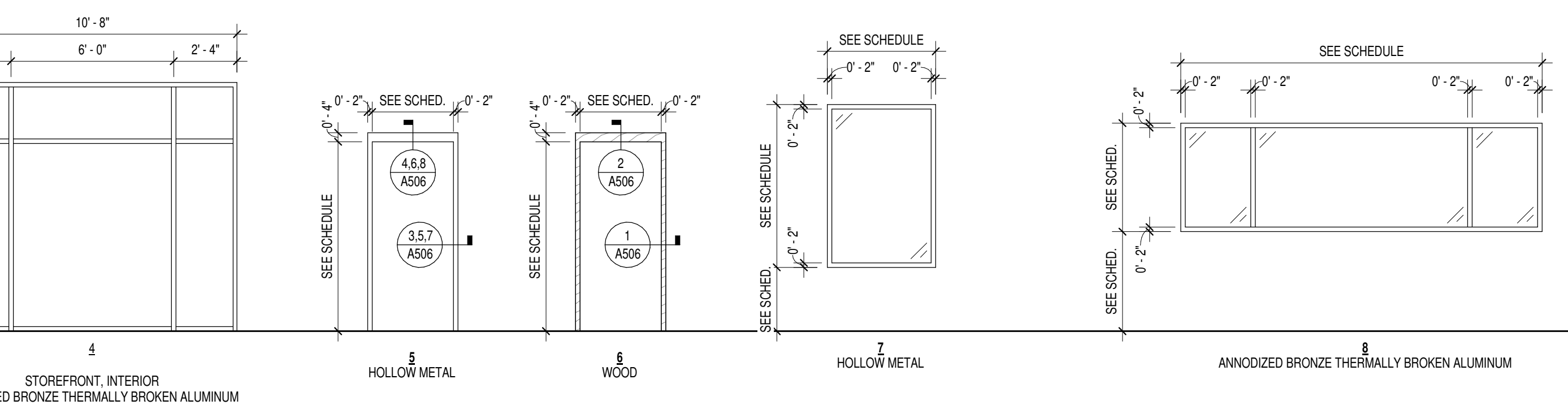
ACOUSTIC CEILING TILE EXPOSED STRUCTURE

**DOOR SCHEDULE**

NO.	TYPE	DOOR		FRAME TYPE	FIRE RATING	NOTES
		WIDTH	HEIGHT			
100.1	A	5'-0"	6'-10 3/4"	1		
100.2	A	6'-0"	6'-9"	4		W/ ROLL DOWN SHUTTER
105.1	C	3'-0"	7'-0"	6		
106.1	J	3'-0"	7'-0"	5		WITH CLASS III BALLISTIC GLAZING
106.2	K	3'-6"	7'-0"	3		
106.3	K	3'-6"	7'-0"	3		
106.4	J	3'-0"	7'-0"	3		WITH CLASS III BALLISTIC GLAZING
107.1	J	3'-0"	7'-0"	5		WITH CLASS III BALLISTIC GLAZING
110.1	B	3'-0"	7'-0"	5		
114.1	B	3'-0"	7'-0"	5		
115.1	E	3'-0"	7'-0"	6		
115.2	B	3'-0"	7'-0"	3		W/ ROLL DOWN SHUTTER
116.1	B	3'-0"	7'-0"	5		
116.2	H	5'-0"	4'-0"	NA		
117.1	E	3'-0"	7'-0"	6		
118.1	F	3'-0"	7'-0"	6		
119.1	E	3'-0"	7'-0"	6		
120.1	F	3'-0"	7'-0"	6		
121.1	E	3'-0"	7'-0"	6		
122.1	F	3'-0"	7'-0"	6		
123.1	F	3'-0"	7'-0"	6		
124.1	E	3'-0"	7'-0"	6		
125.1	E	3'-0"	7'-0"	6		
126.1	F	3'-0"	7'-0"	6		
127.1	E	3'-0"	7'-0"	6		
129.1	B	3'-0"	7'-0"	5		
129.2	B	3'-0"	7'-0"	5		
129.3	G	8'-0"	10'-0"	NA		PROVIDE DOCK WEATHER SEAL
130.1	F	3'-0"	7'-0"	6		

**WINDOW SCHEDULE**

MARK	FRAME TYPE	WIDTH	HEIGHT	SILL HEIGHT	NOTES
1	7	6'-0"	4'-0"	2'-8"	W/ ANGLED BALLISTIC GLASS. SEE DETAIL 3/A504
2	7	4'-0"	3'-4"	3'-4"	
3	8	2'-0"	6'-0"	3'-6"	OVERHEAD DOOR CO. MODEL 671 GRILLE
4	8	12'-0"	2'-0"	7'-6"	INSTALL BARS ON INTERIOR OF WINDOW
5	8	2'-0"	5'-6"	3'-6"	SPANDREL GLASS
6	8	6'-0"	2'-0"	12'-0"	INSTALL BARS ON INTERIOR OF WINDOW
6	7	11'-0"	7'-8"	1'-4"	



**1 WALL TYPES**  
1" = 1'-0"



**LIEN & PETERSON ARCHITECTS, INC**  
 619 MEMORIE STREET  
 EAU CLAIRE, WI  
 TELEPHONE 715 835 7500  
 PO BOX 925  
 54703  
 FAX 715 835 1411  
 admin@2dip.com

**FIRELINE INDOOR RANGE**  
 4811 W. MICHAELS AVE.  
 GRAND CHUTE, WI 54913

**WALL TYPES, DOOR TYPES, DOOR FRAME TYPES, DOOR SCHEDULE, WINDOW SCHEDULE, ROOM FINISH SCHEDULE**

REVISIONS:

NO.	DATE
1	04/11/2016

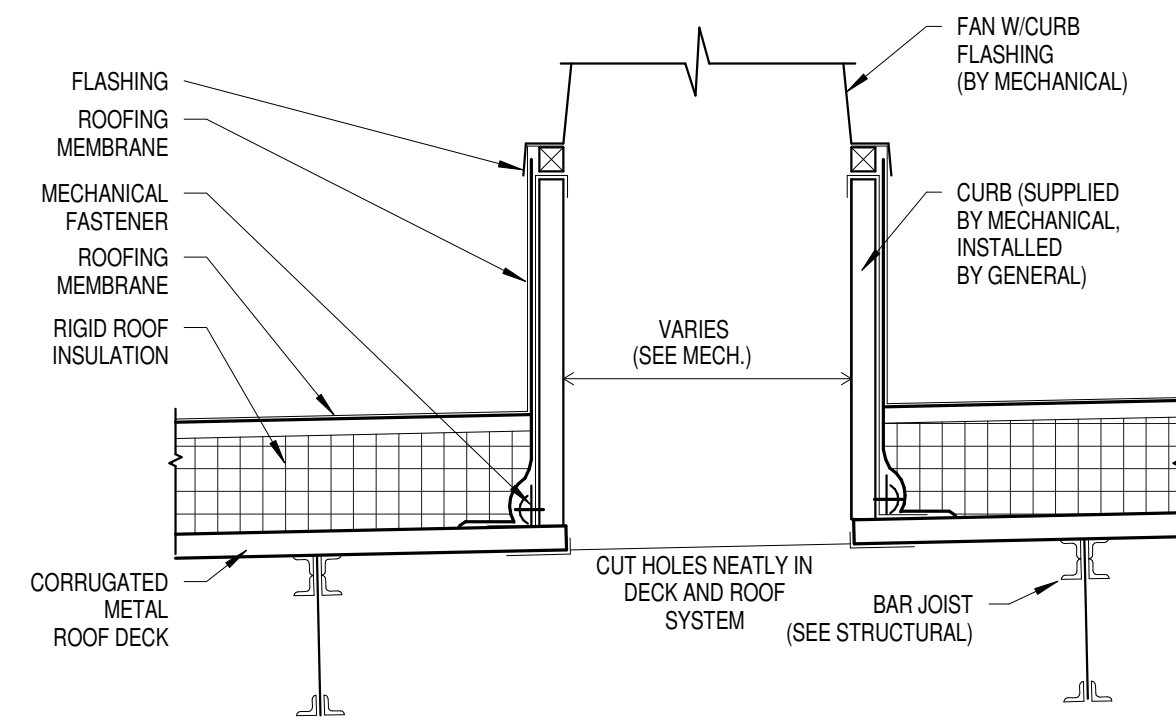
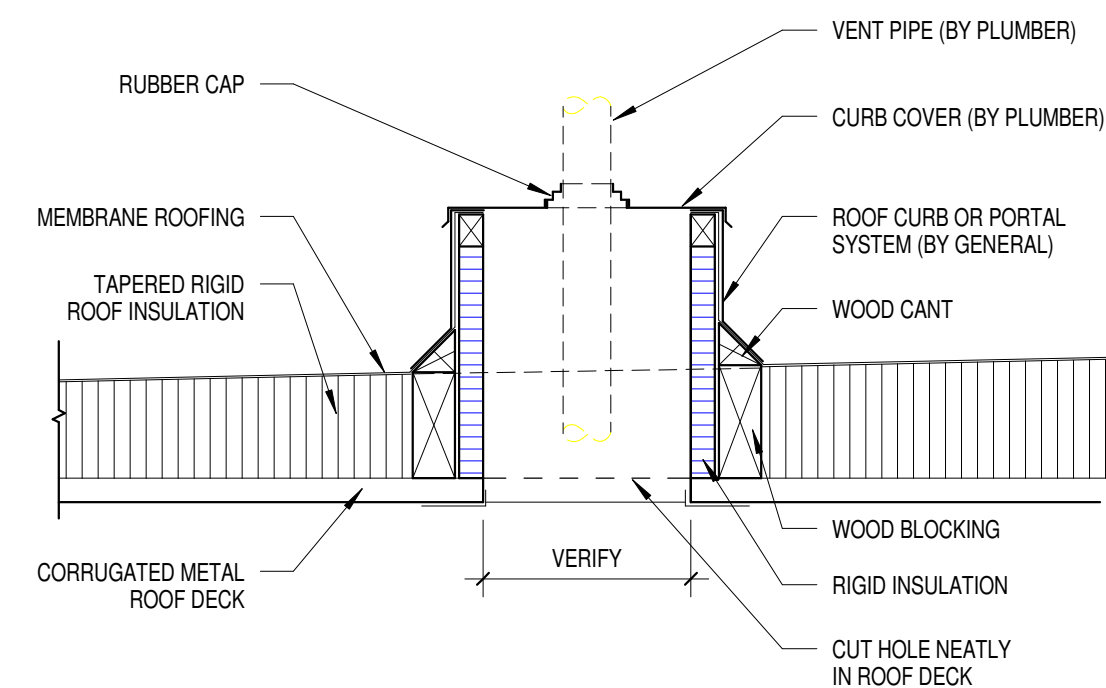
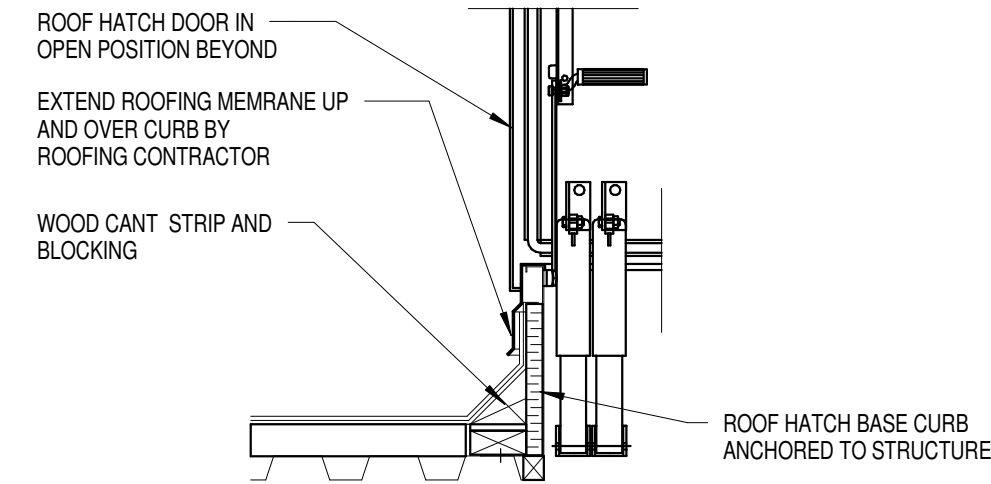
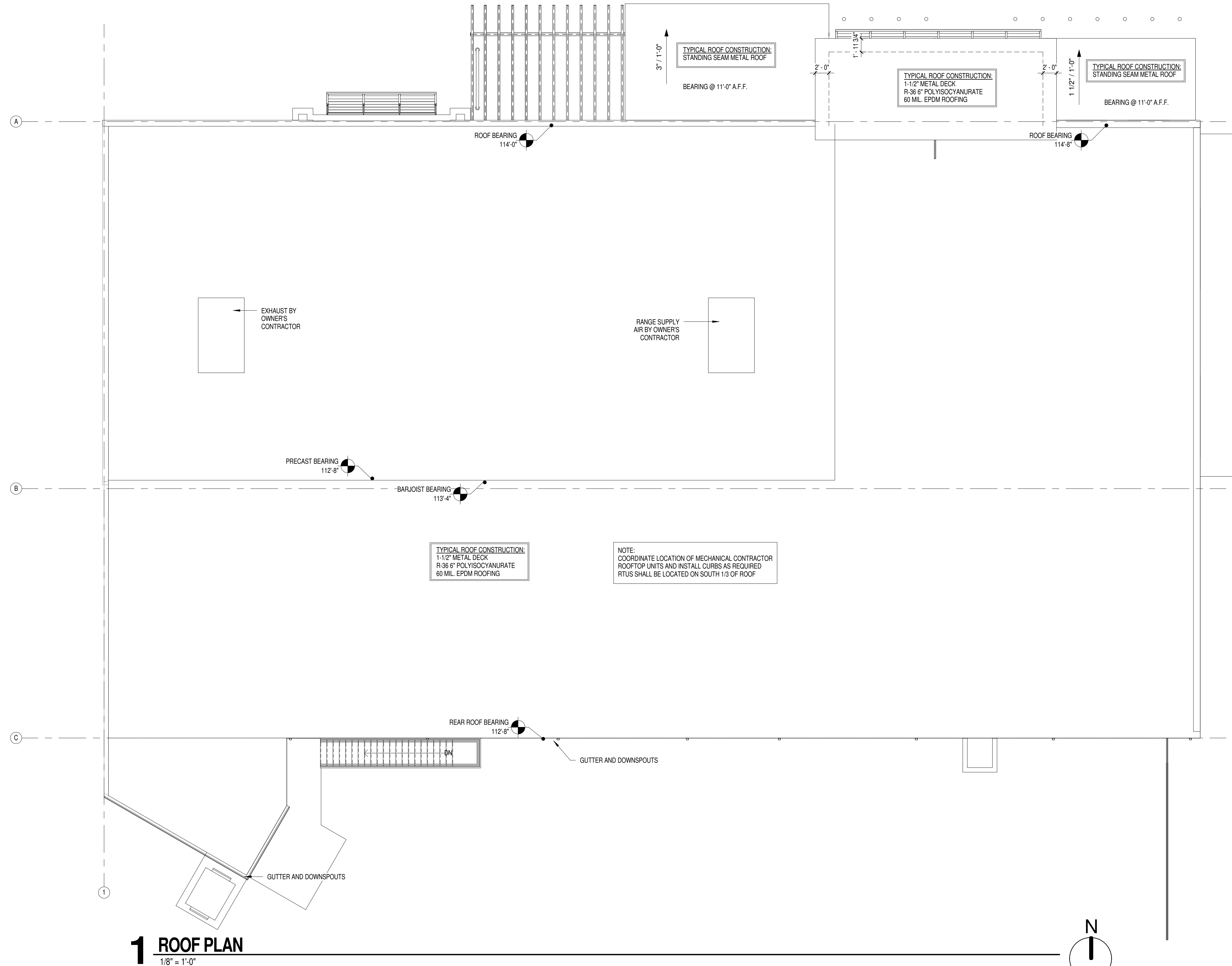
ISSUE DATE: APRIL 1, 2016

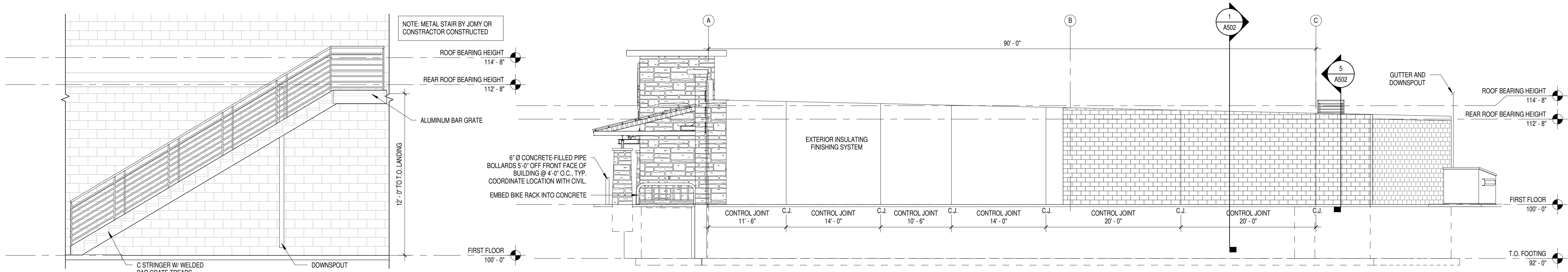
**A305**

REVISIONS:	
NO.	DATE
1	04/11/2016

ISSUE DATE: APRIL 1, 2016

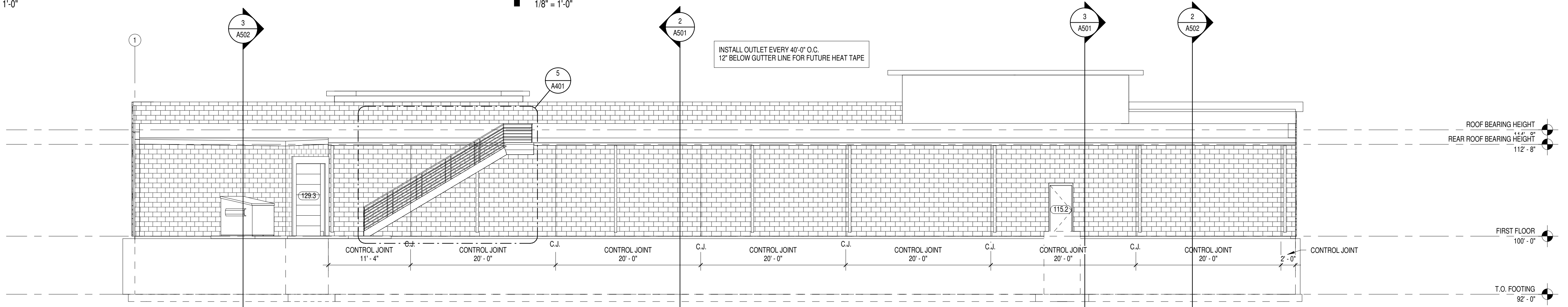
A306



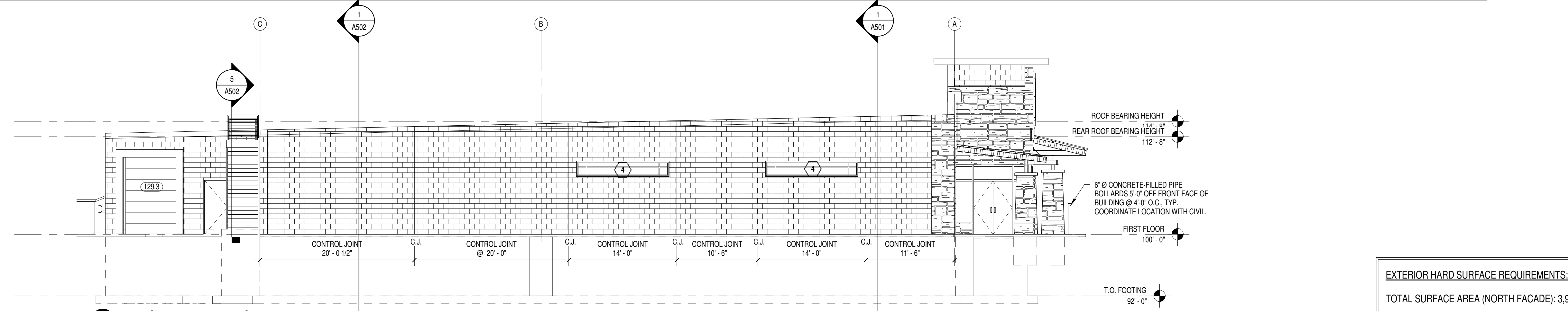


**5 METAL STAIR ELEVATION**  
1/4" = 1'-0"

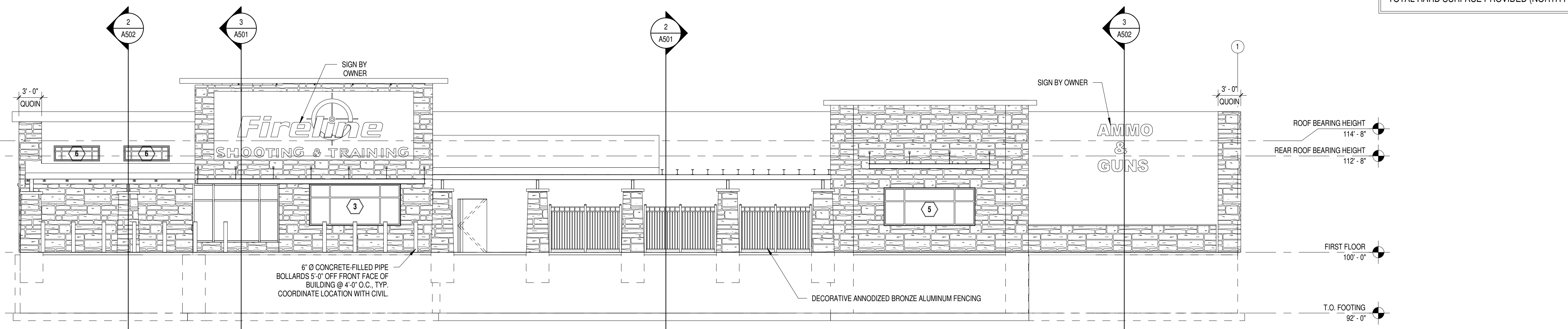
**4 WEST ELEVATION**  
1/8" = 1'-0"



**3 SOUTH ELEVATION**  
1/8" = 1'-0"



**2 EAST ELEVATION**  
1/8" = 1'-0"



**1 NORTH ELEVATION**  
1/8" = 1'-0"

**EXTERIOR HARD SURFACE REQUIREMENTS:**  
 TOTAL SURFACE AREA (NORTH FACADE): 3,995 S.F.  
 TOTAL HARD SURFACE REQUIRED: 35%, 1,134 S.F.  
 TOTAL HARD SURFACE PROVIDED (NORTH FACADE): 1,965 S.F.



**LIEN & PETERSON ARCHITECTS, INC**  
 PO BOX 925  
 619 MEMOMONIE STREET  
 EAU CLAIRE, WI 54703  
 TELEPHONE 715 835 7500  
 FAX 715 835 1411  
 EMAIL admin@2dip.com

FIRELINE INDOOR RANGE

4811 W. MICHAELS AVE.  
 GRAND CHUTE, WI 54913

EXTERIOR ELEVATIONS

REVISIONS:	
NO. DATE	
1 04/11/2016	

ISSUE DATE: APRIL 1, 2016

**A401**

2dip PROJECT #: 1570

5/13/2016 2:04:50 PM



**LIEN & PETERSON ARCHITECTS, INC**  
 PO BOX 925  
 619 MENOMONIE STREET  
 EAU CLAIRE, WI 54703  
 TELEPHONE 715 835 7500  
 FAX 715 835 1411  
 EMAIL admin@2dip.com

FIRELINE INDOOR RANGE

4811 W. MICHAELS AVE.  
 GRAND CHUTE, WI 54913

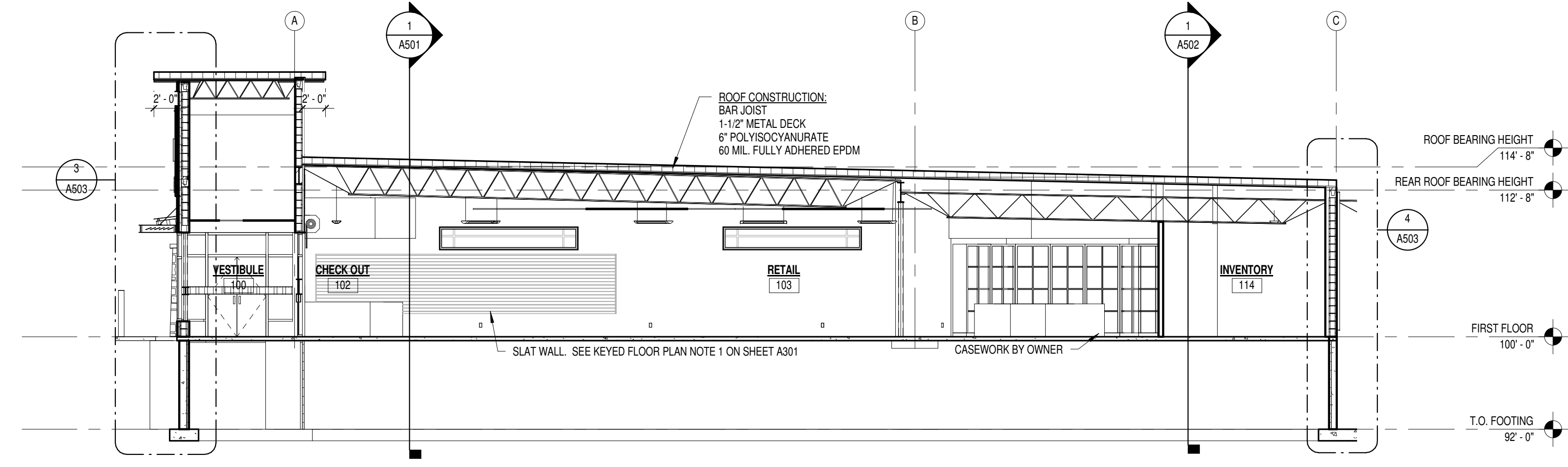
BUILDING SECTIONS

REVISIONS:	
NO.	DATE

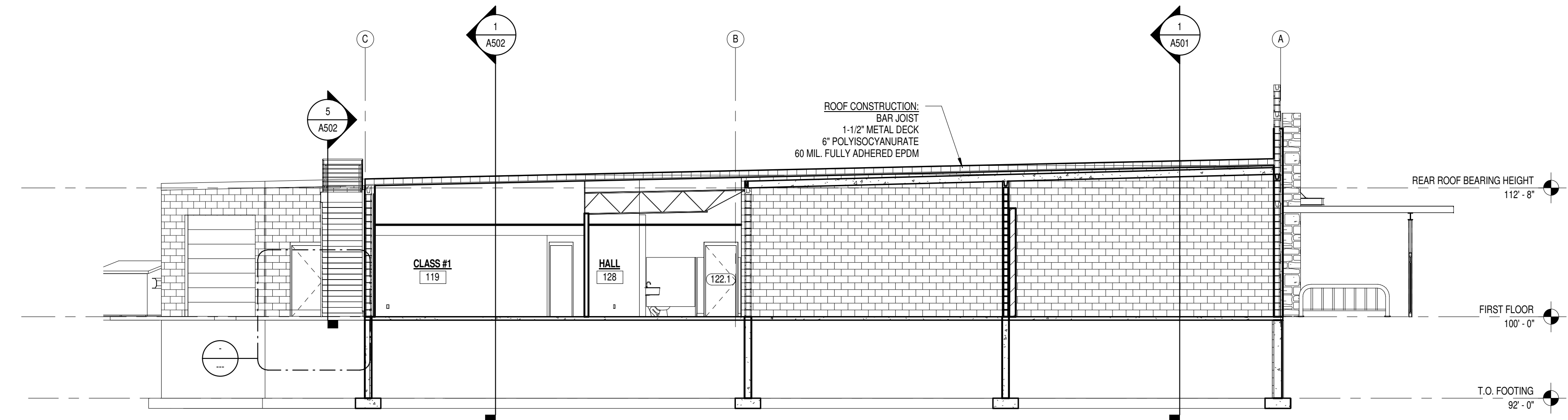
ISSUE DATE: APRIL 1, 2016

**A501**

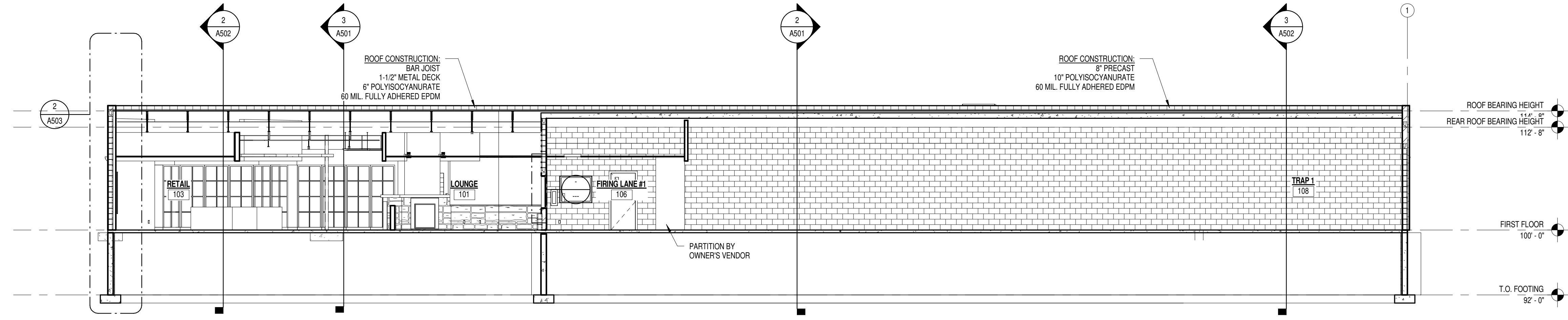
2dip PROJECT #: 1570



**3 NORTH-SOUTH BUILDING SECTION @ VESTIBULE**  
 1/8" = 1'-0"



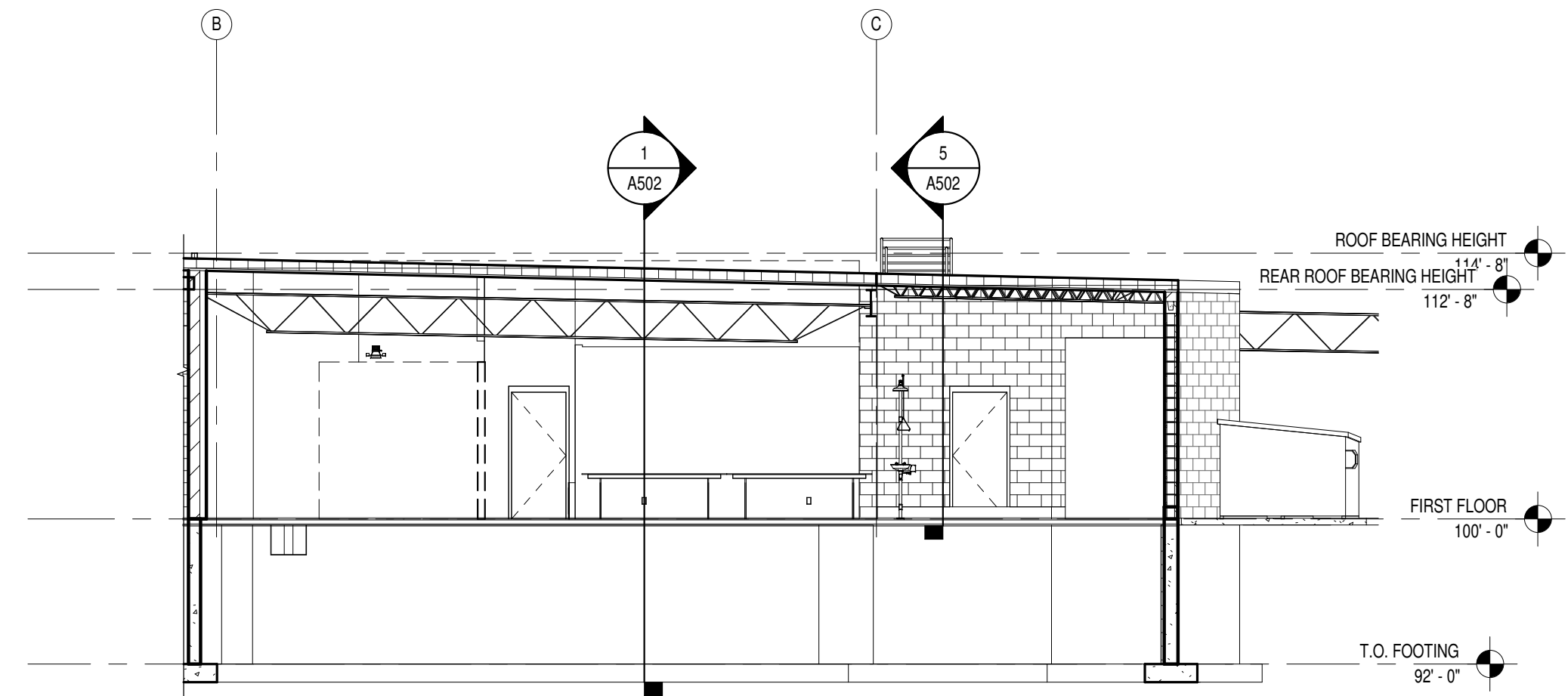
**2 NORTH-SOUTH BUILDING SECTION @ FIRING LANE**  
 1/8" = 1'-0"



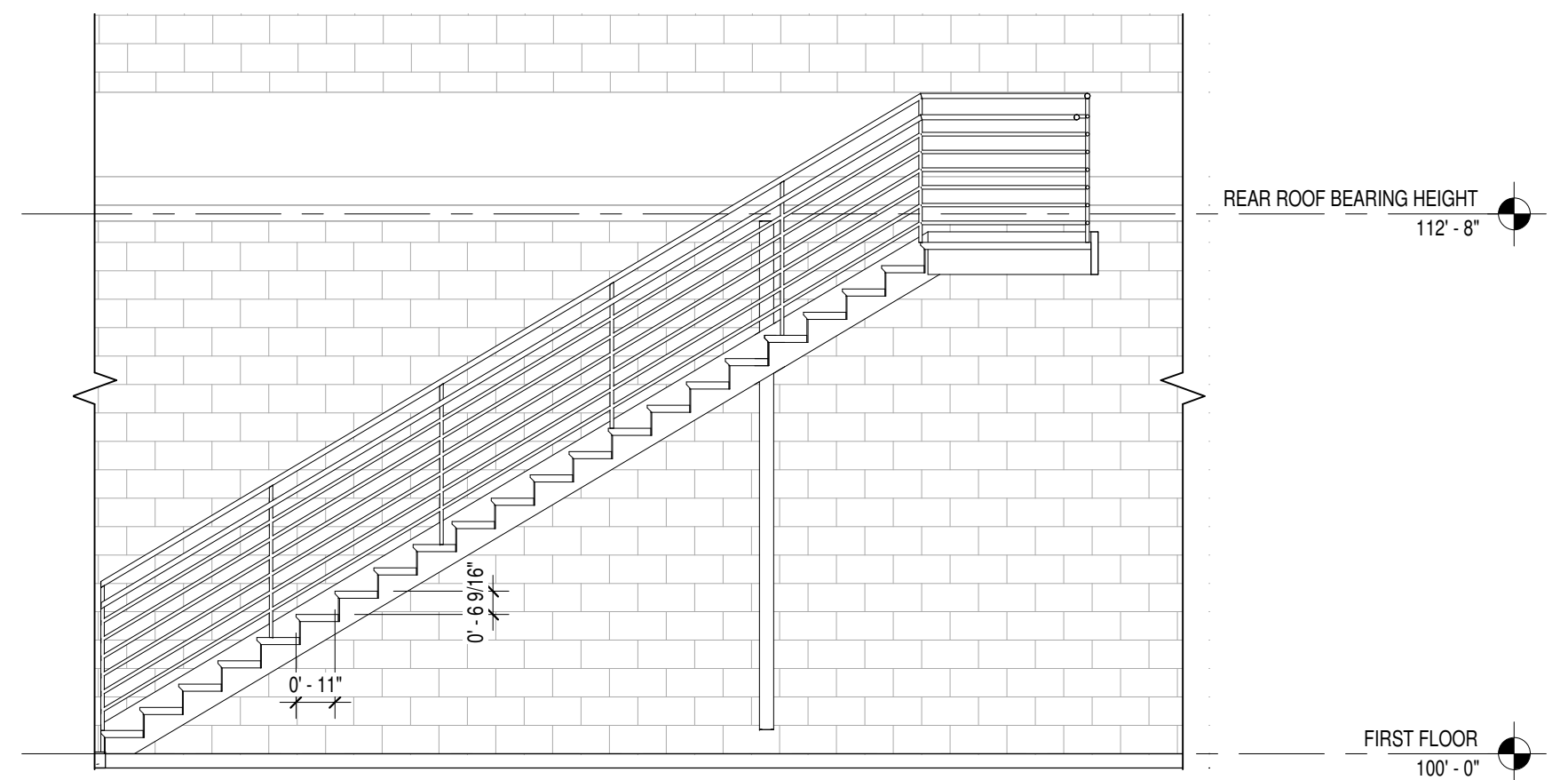
**1 EAST-WEST BUILDING SECTION @ FIRING LANE**  
 1/8" = 1'-0"

5/13/2016 2:04:52 PM

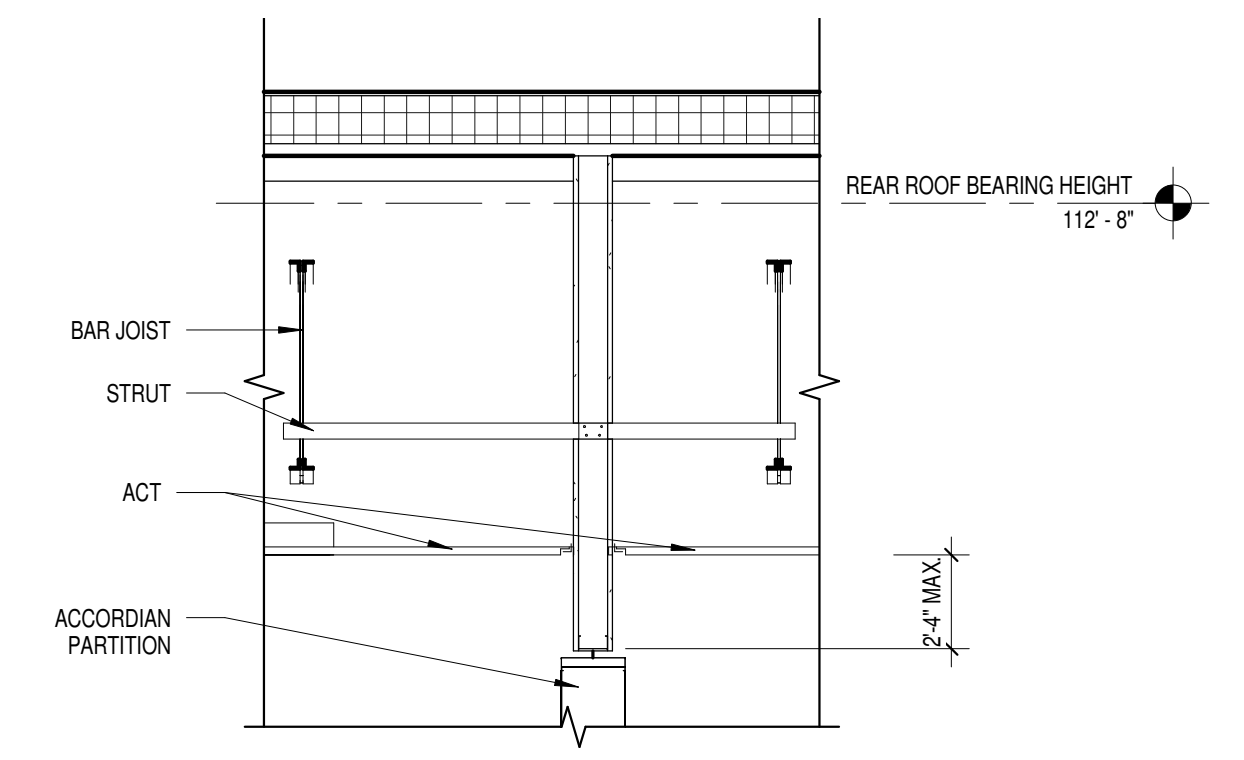
5/13/2016 2:04:55 PM



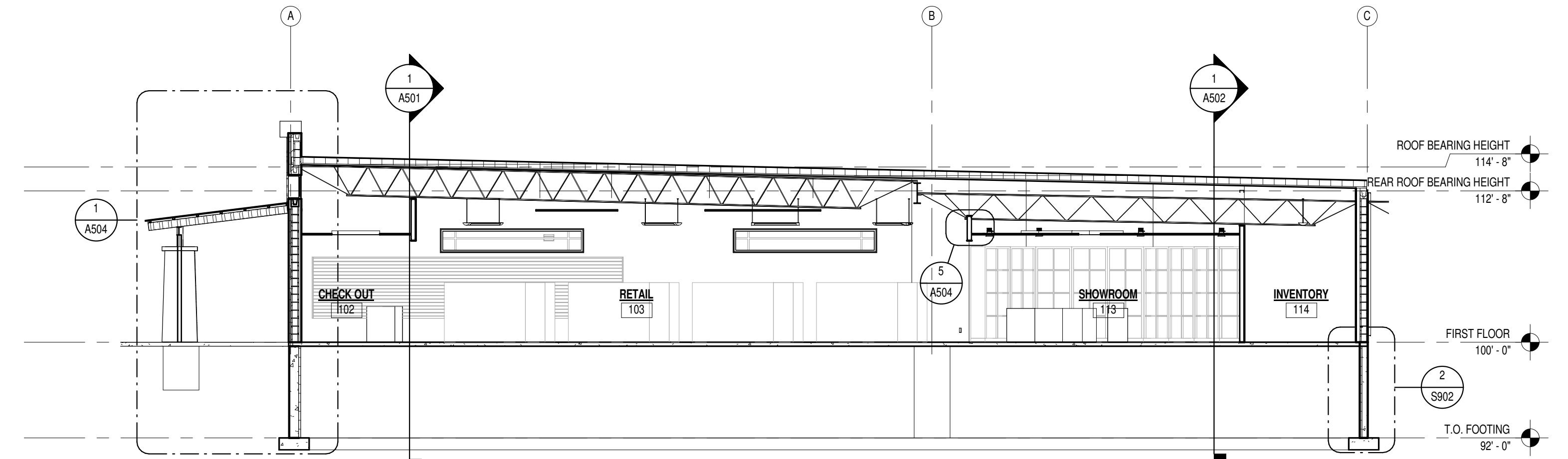
**3 NORTH-SOUTH SECTION @ S & R**  
1/8" = 1'-0"



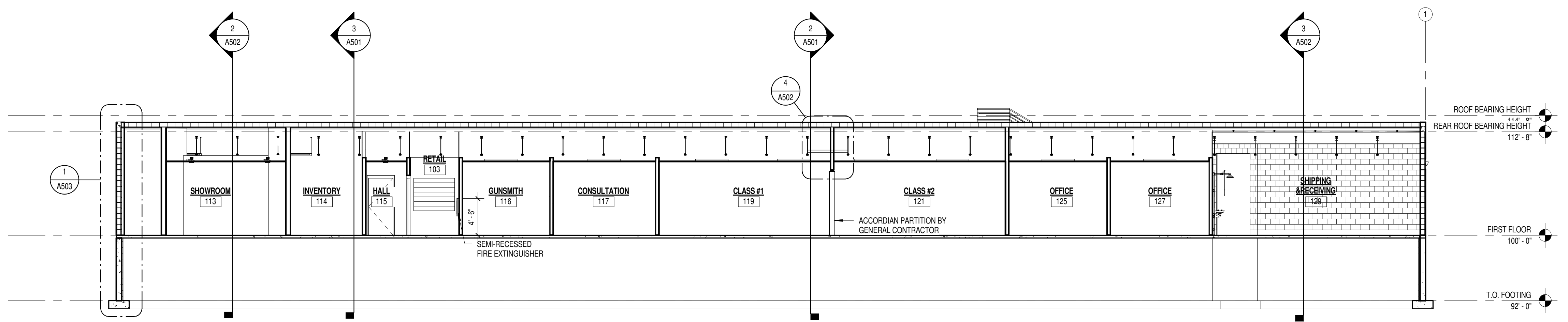
**5 METAL STAIR SECTION**  
1/4" = 1'-0"



**4 BULKHEAD @ ACCORDIAN WALL DETAIL**  
1/2" = 1'-0"



**2 NORTH-SOUTH BUILDING SECTION @ SHOWROOM**  
1/8" = 1'-0"



**1 EAST-WEST BUILDING SECTION @ CLASSROOMS**  
1/8" = 1'-0"



**LIEN & PETERSON ARCHITECTS, INC**  
PO BOX 925  
EAU CLAIRE, WI 54703  
TELEPHONE 715 835 1411  
FAX 715 835 1411  
EMAIL admin@2dip.com

FIRELINE INDOOR RANGE

4811 W. MICHAELS AVE.  
GRAND CHUTE, WI 54913

BUILDING SECTIONS

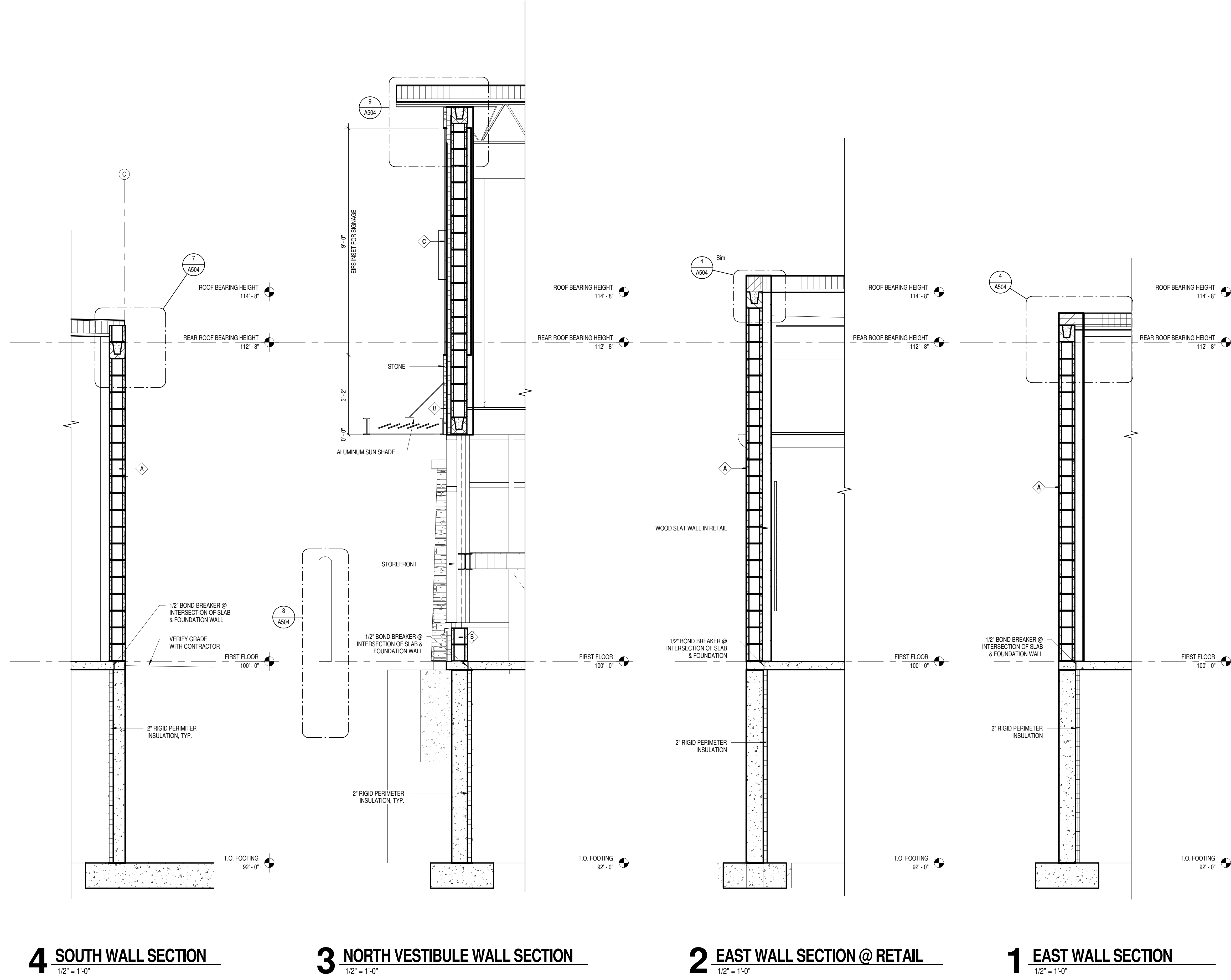
REVISIONS:	NO.	DATE

ISSUE DATE: APRIL 1, 2016

**A502**

2dip PROJECT #: 1570

5/13/2016 2:04:56 PM



**4** SOUTH WALL SECTION  
1/2" = 1'-0"

**3** NORTH VESTIBULE WALL SECTION  
1/2" = 1'-0"

**2** EAST WALL SECTION @ RETAIL  
1/2" = 1'-0"

**1** EAST WALL SECTION  
1/2" = 1'-0"

**LIEN & PETERSON ARCHITECTS, INC**  
 619 MENOMONIE STREET  
 EAU CLAIRE, WI 54703  
 TELEPHONE 715 835 7500  
 FAX 715 835 1411  
 EMAIL admin@zdlp.com

FIRELINE INDOOR RANGE  
 4811 W. MICHAELS AVE.  
 GRAND CHUTE, WI 54913

WALL SECTIONS

REVISIONS:
NO. DATE
1 04/11/2016

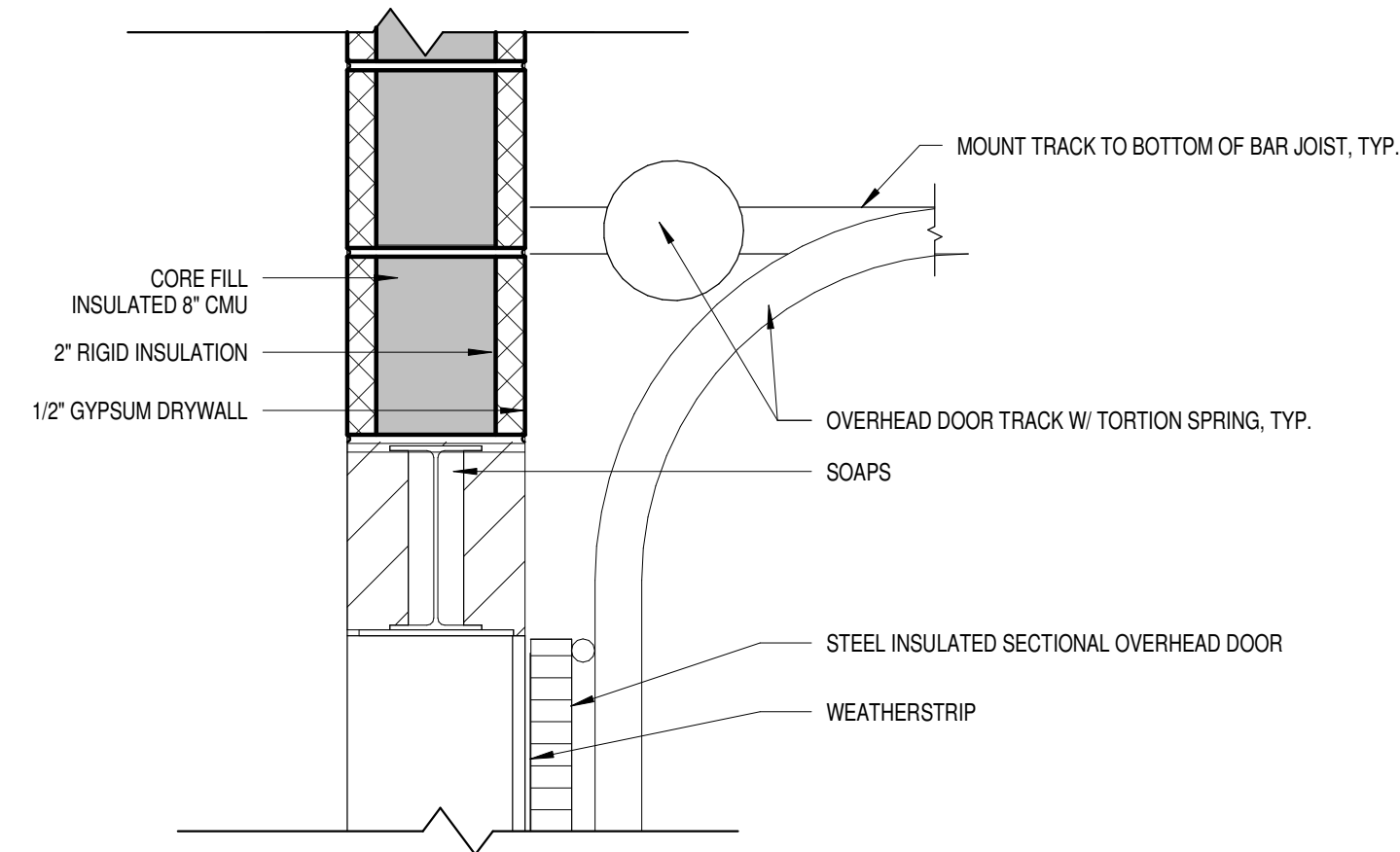
ISSUE DATE: APRIL 1, 2016

A503

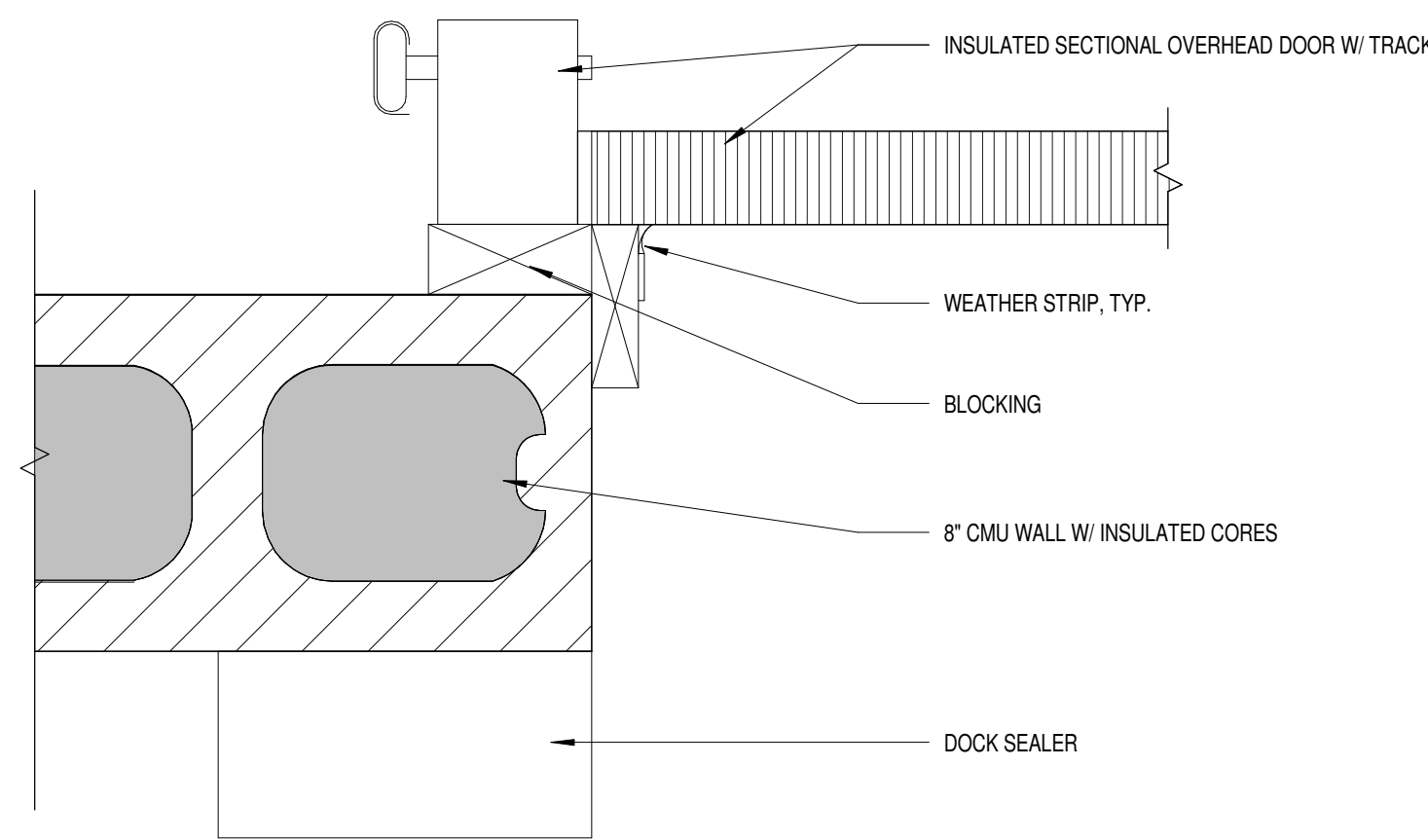
zdlp PROJECT #: 1570



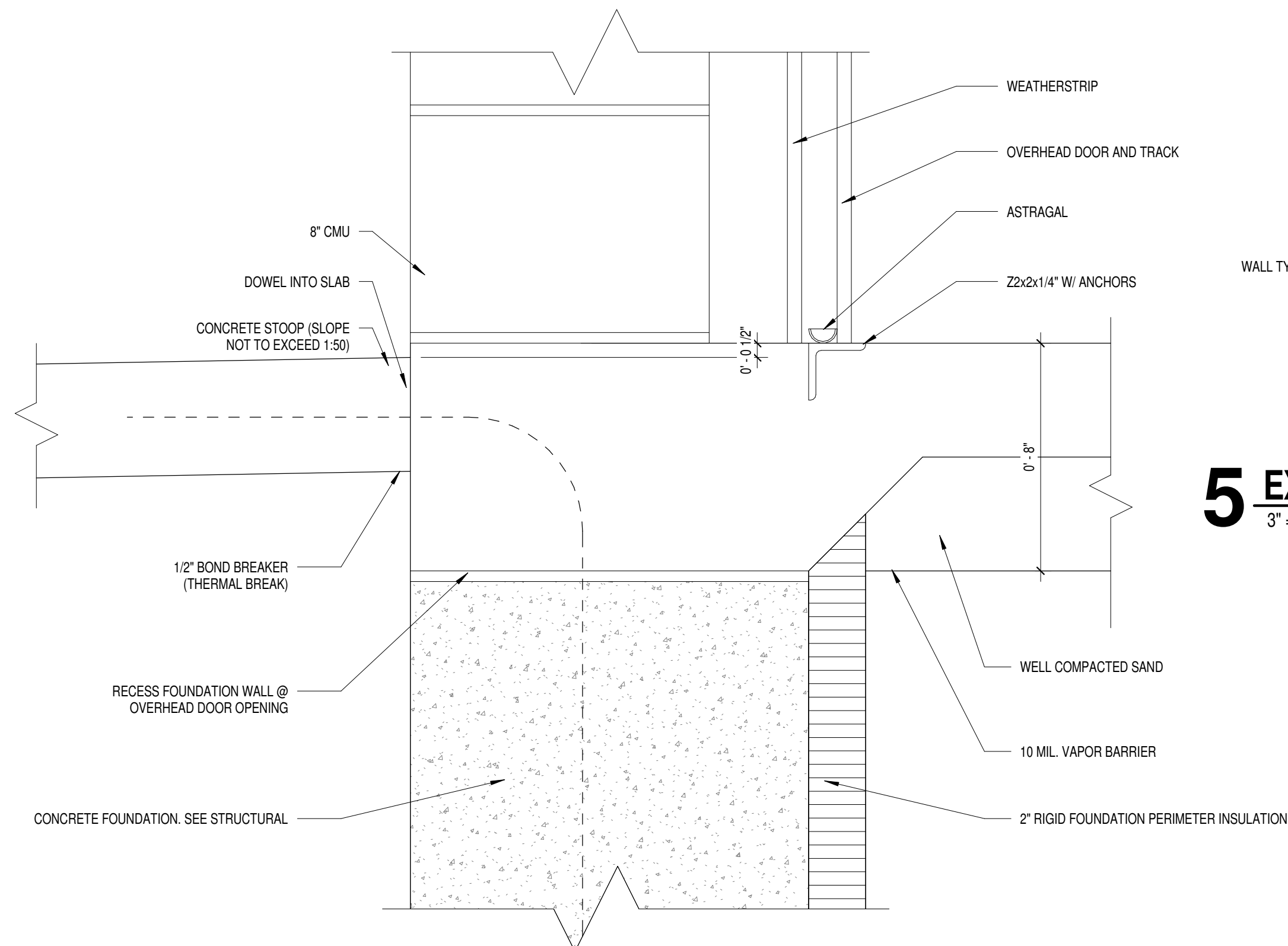




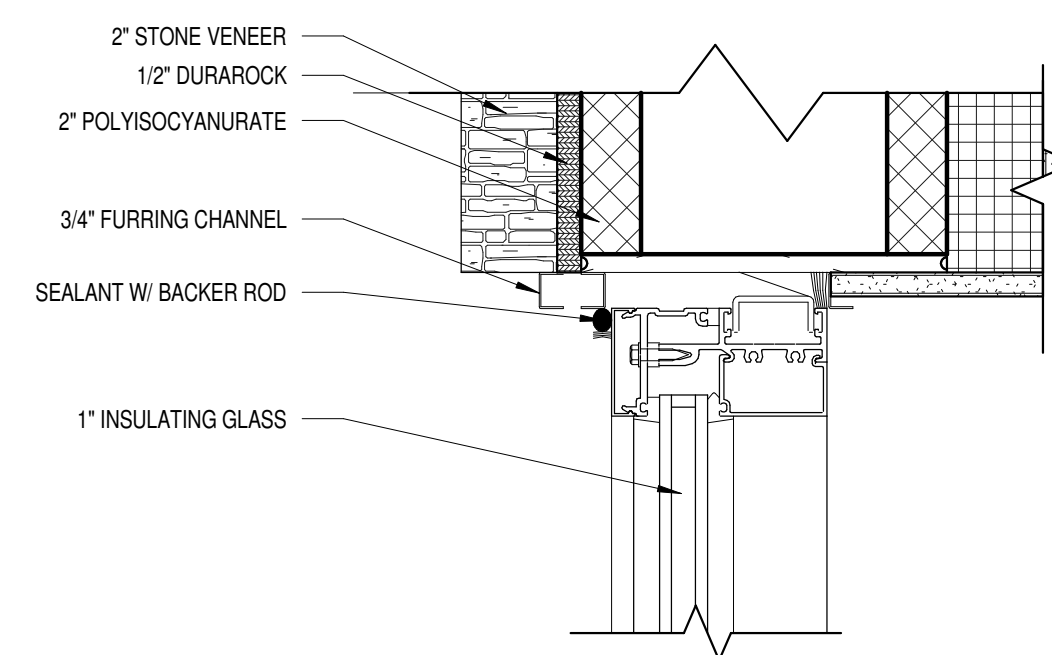
**9 EXTERIOR OVERHEAD DOOR HEAD**  
1 1/2" = 1'-0"



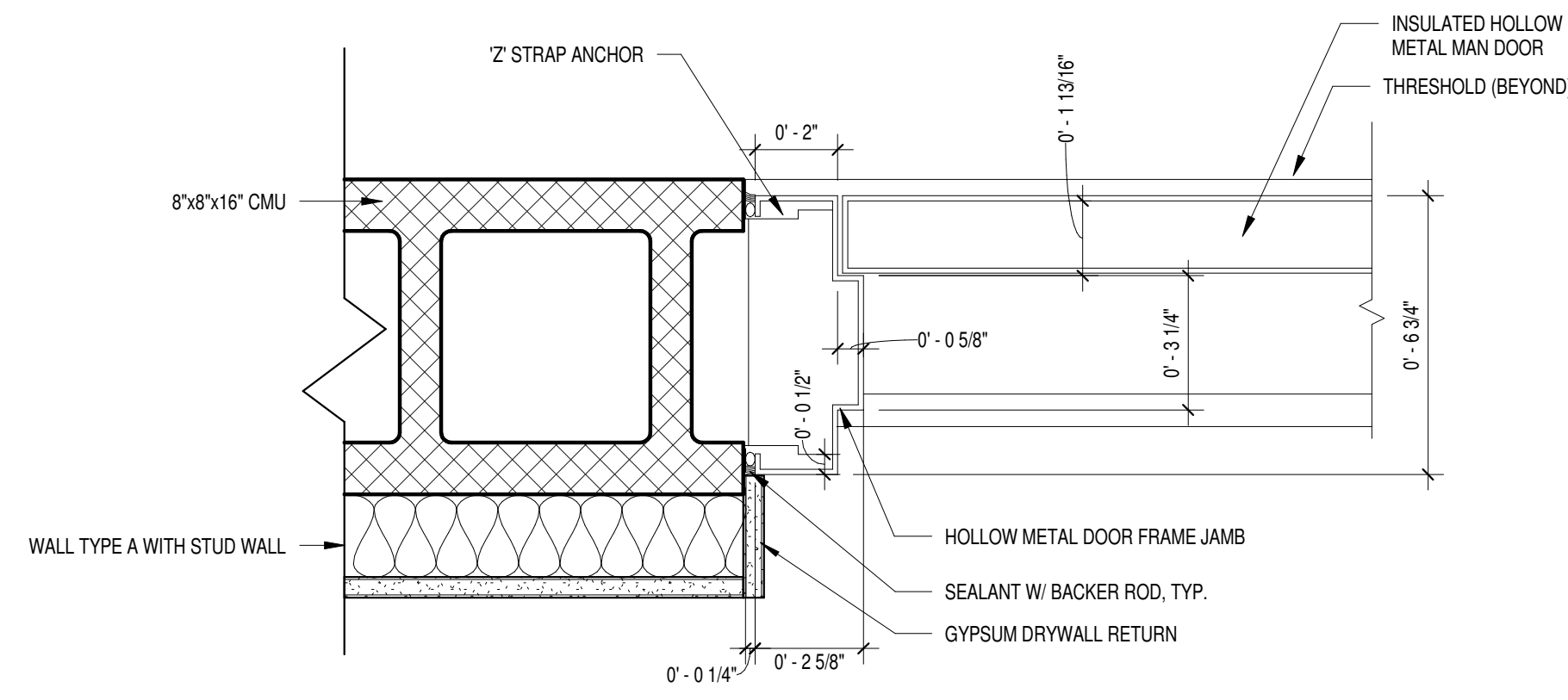
**8 EXTERIOR OVERHEAD DOOR JAMB**  
3" = 1'-0"



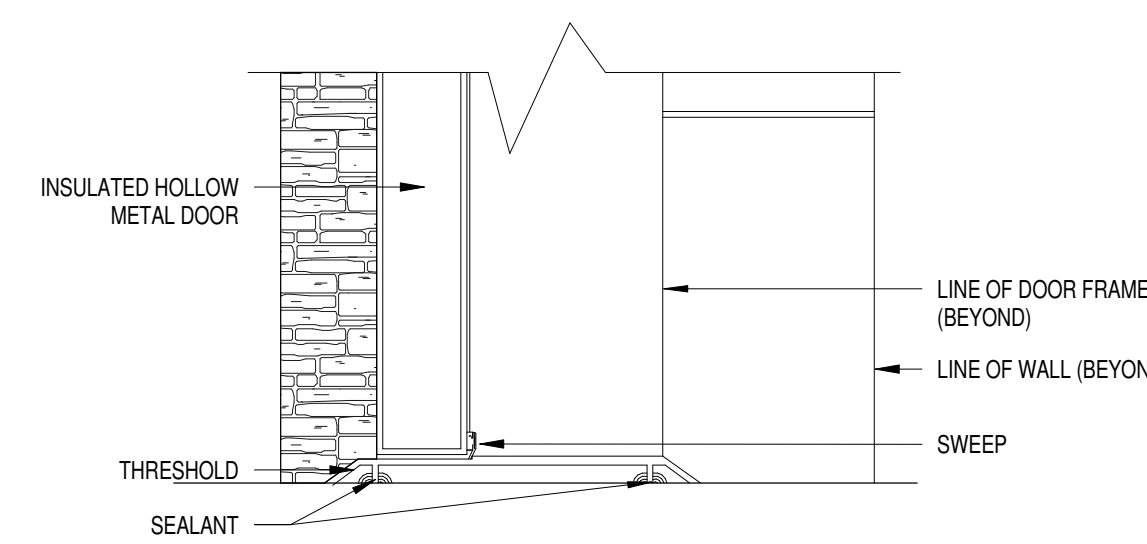
**7 EXTERIOR OVERHEAD DOOR SILL**  
3" = 1'-0"



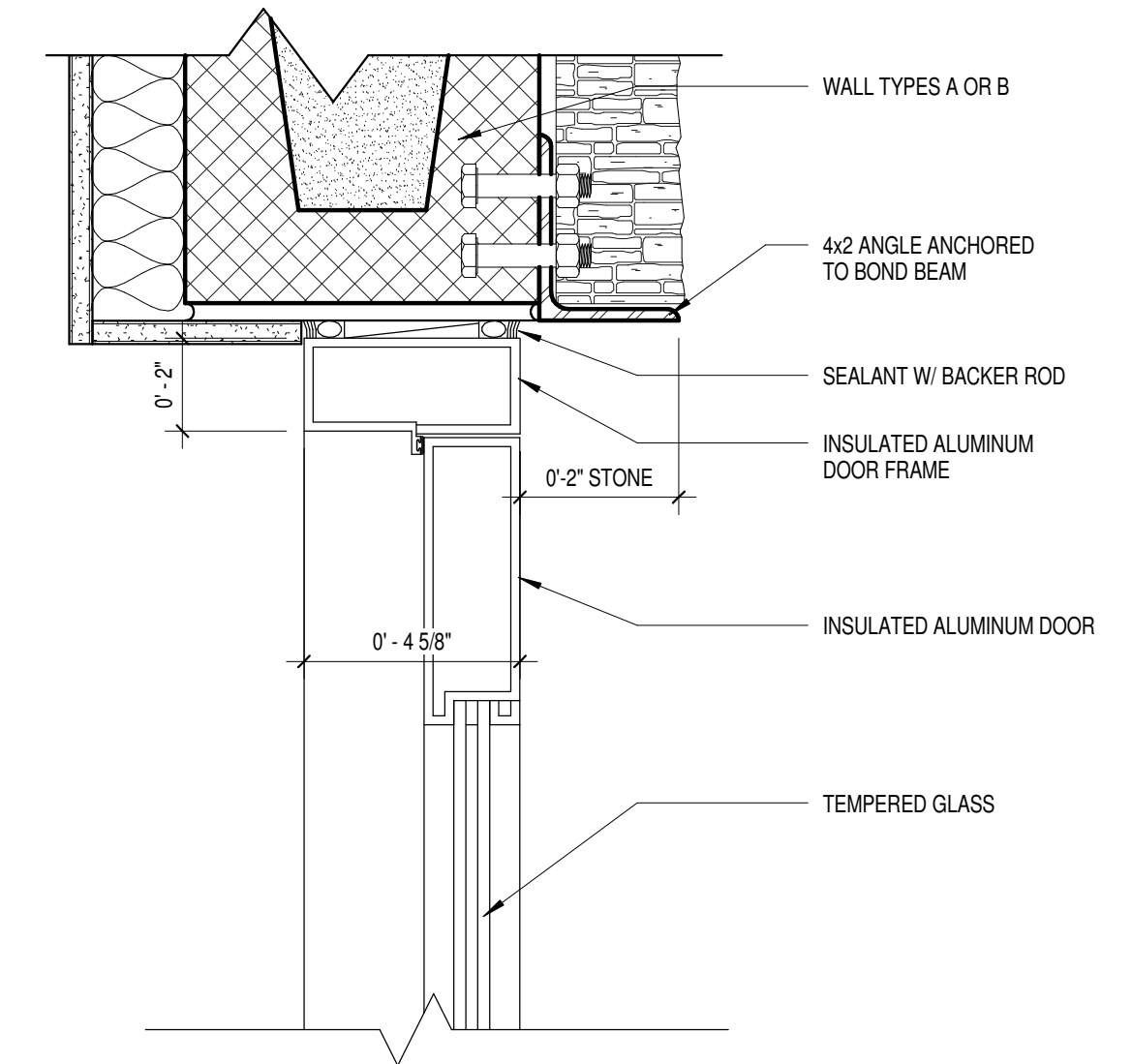
**6 EXTERIOR HOLLOW METAL DOOR HEAD**  
3" = 1'-0"



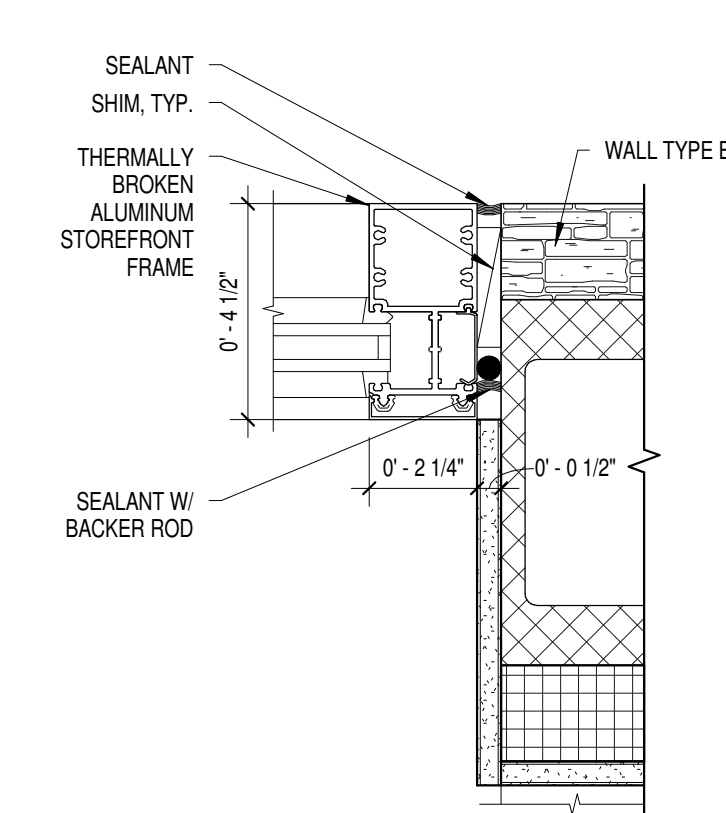
**5 EXTERIOR HOLLOW METAL DOOR JAMB**  
3" = 1'-0"



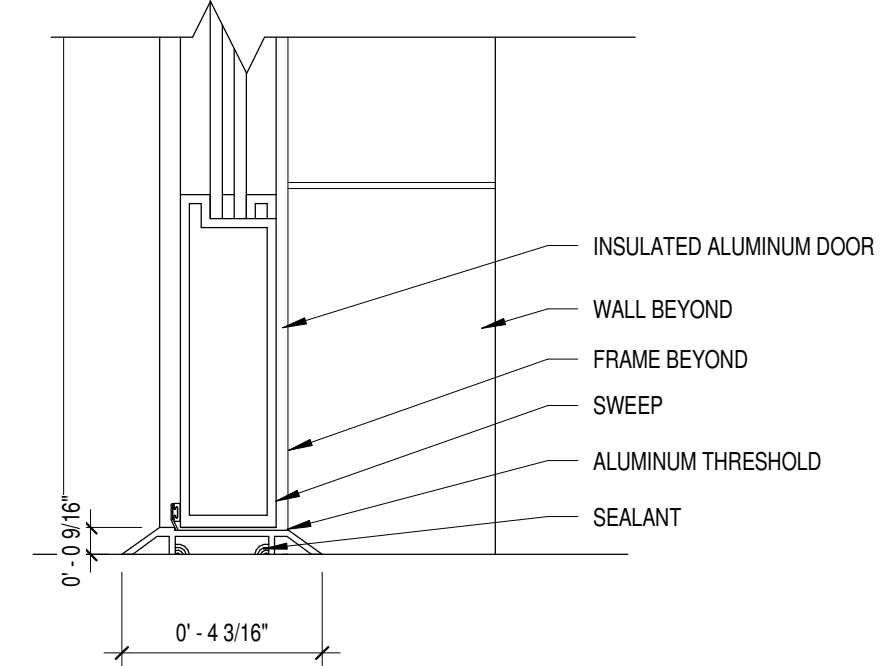
**4 EXTERIOR HOLLOW METAL DOOR SILL**  
3" = 1'-0"



**3 EXTERIOR ALUMINUM DOOR HEAD**  
3" = 1'-0"



**2 EXTERIOR ALUMINUM DOOR FRAME JAMB**  
3" = 1'-0"



**1 EXTERIOR ALUMINUM DOOR SILL**  
3" = 1'-0"



**LIEN & PETERSON ARCHITECTS, INC**  
PO BOX 925  
EAU CLAIRE, WI 54703  
TELEPHONE 715 835 1411  
FAX 715 835 1411  
EMAIL admin@2dip.com

FIRELINE INDOOR RANGE

EXTERIOR DOOR DETAILS

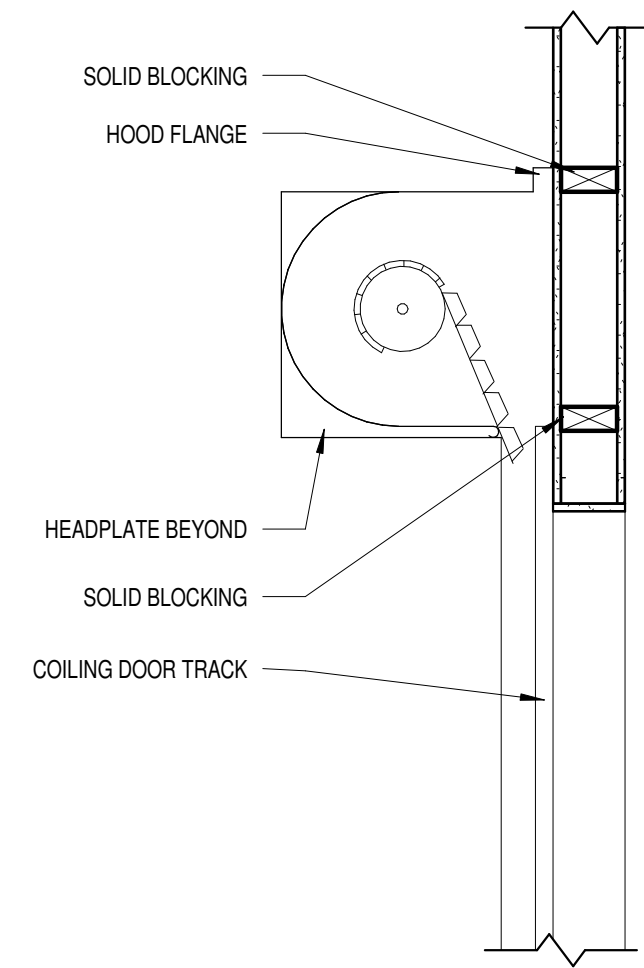
REVISIONS:	NO.	DATE

ISSUE DATE: APRIL 1, 2016

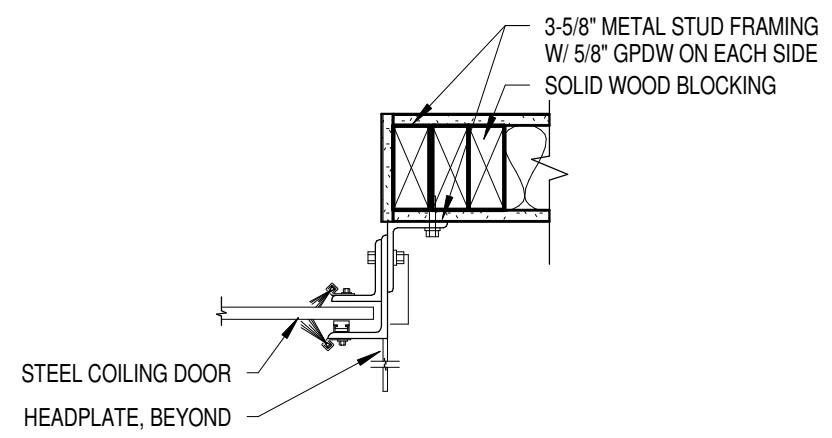
A505

2dip PROJECT #: 1570

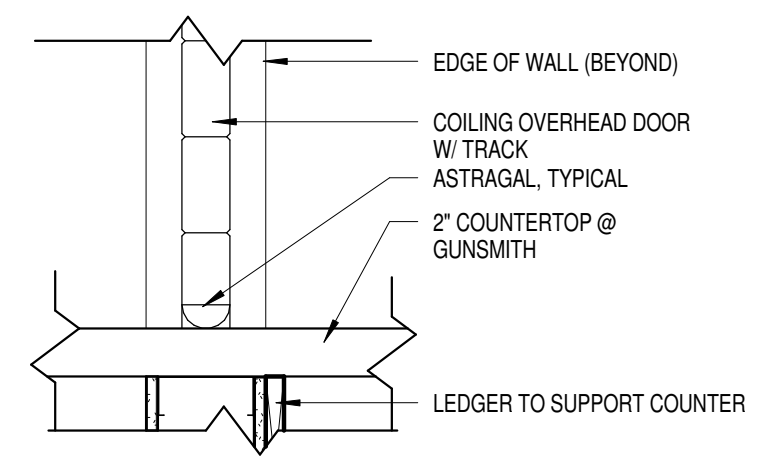
5/13/2016 2:04:59 PM



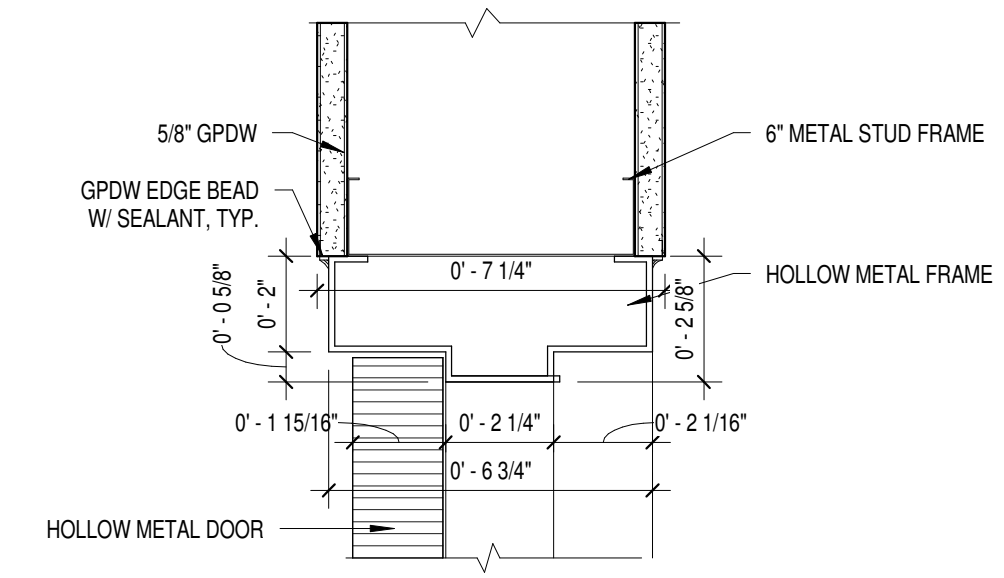
**11 INTERIOR COILING DOOR HEAD**  
1" = 1'-0"



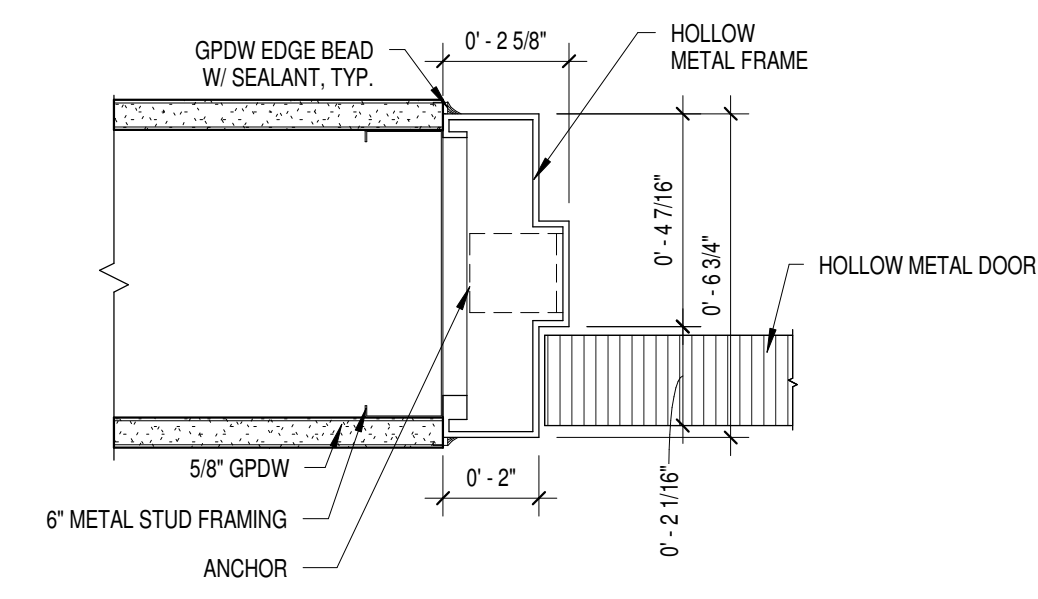
**10 INTERIOR COILING DOOR JAMB**  
1 1/2" = 1'-0"



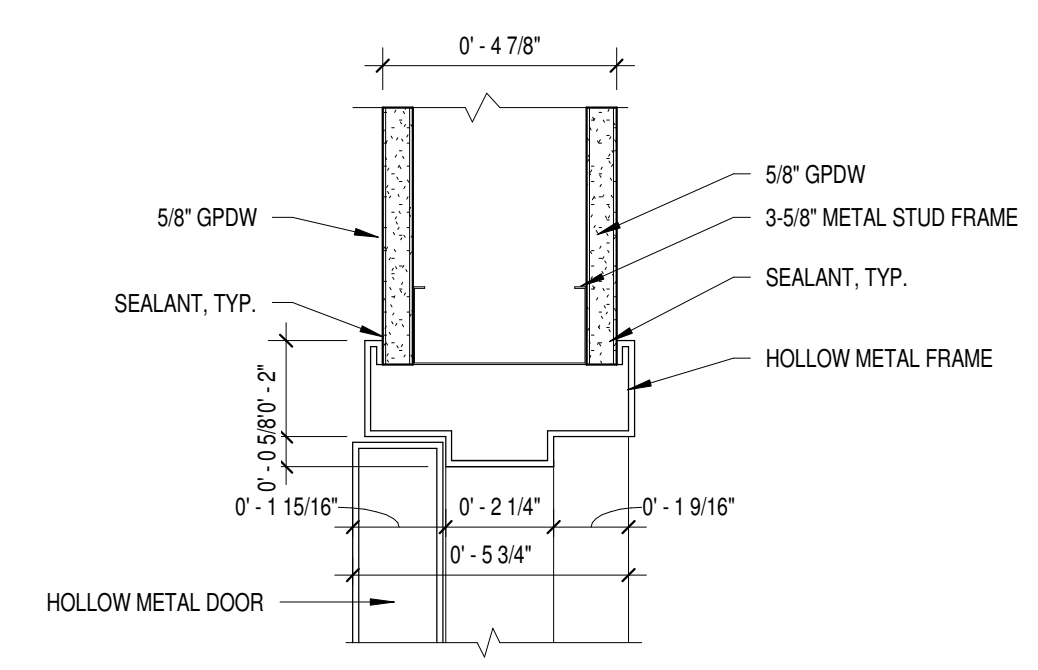
**9 INTERIOR COILING DOOR SILL**  
1 1/2" = 1'-0"



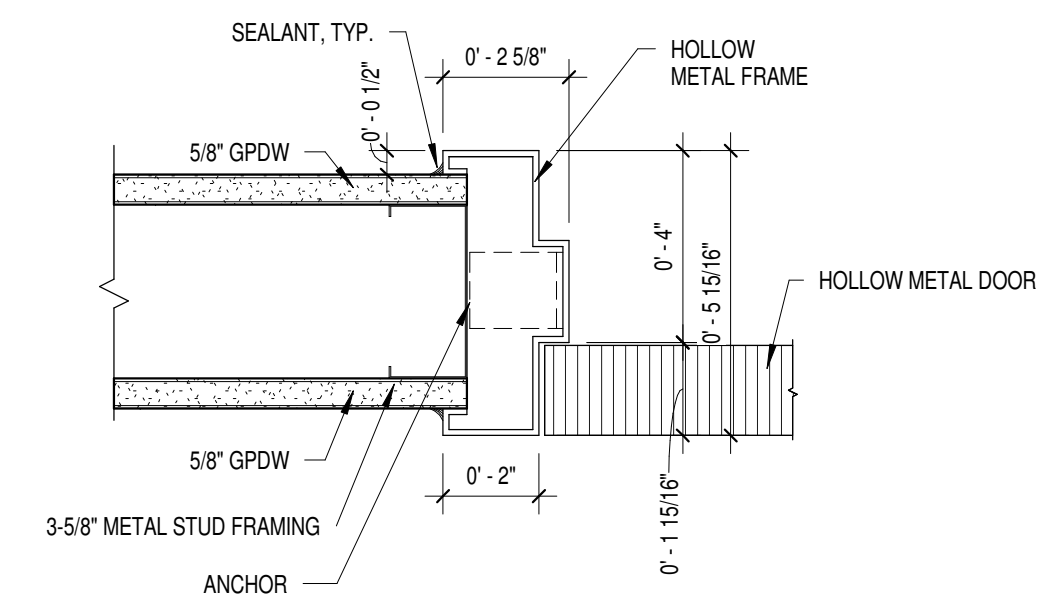
**8 INTERIOR HOLLOW METAL HEAD**  
3" = 1'-0"



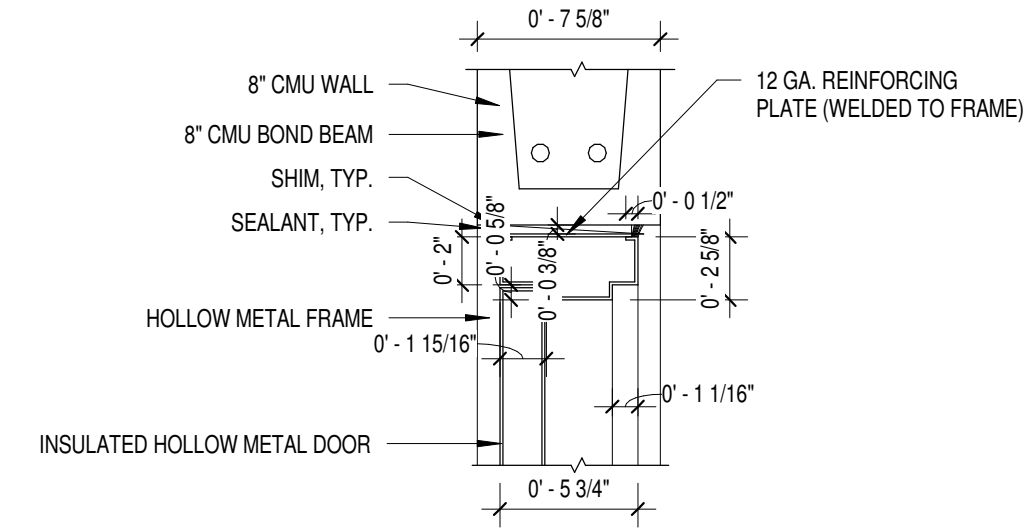
**7 INTERIOR HOLLOW METAL JAMB**  
3" = 1'-0"



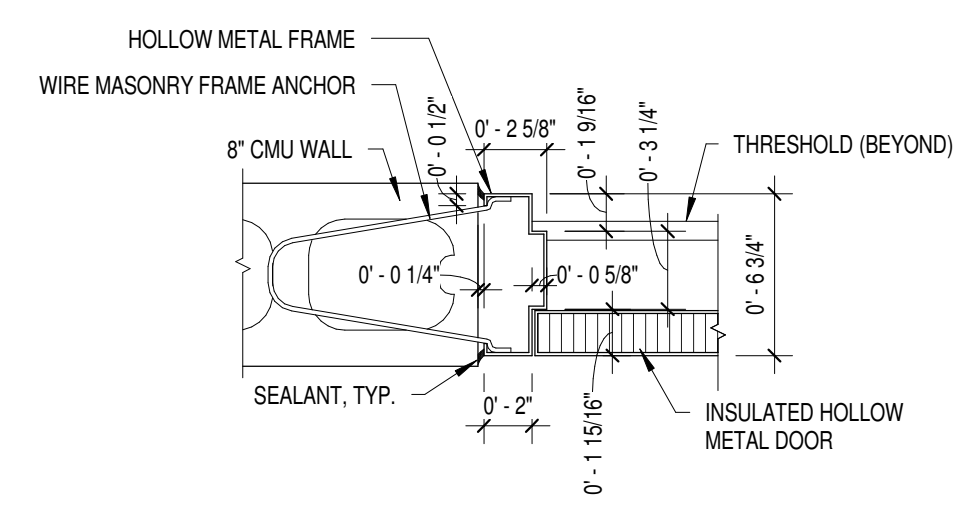
**6 INTERIOR HOLLOW METAL DOOR FRAME HEAD**  
3" = 1'-0"



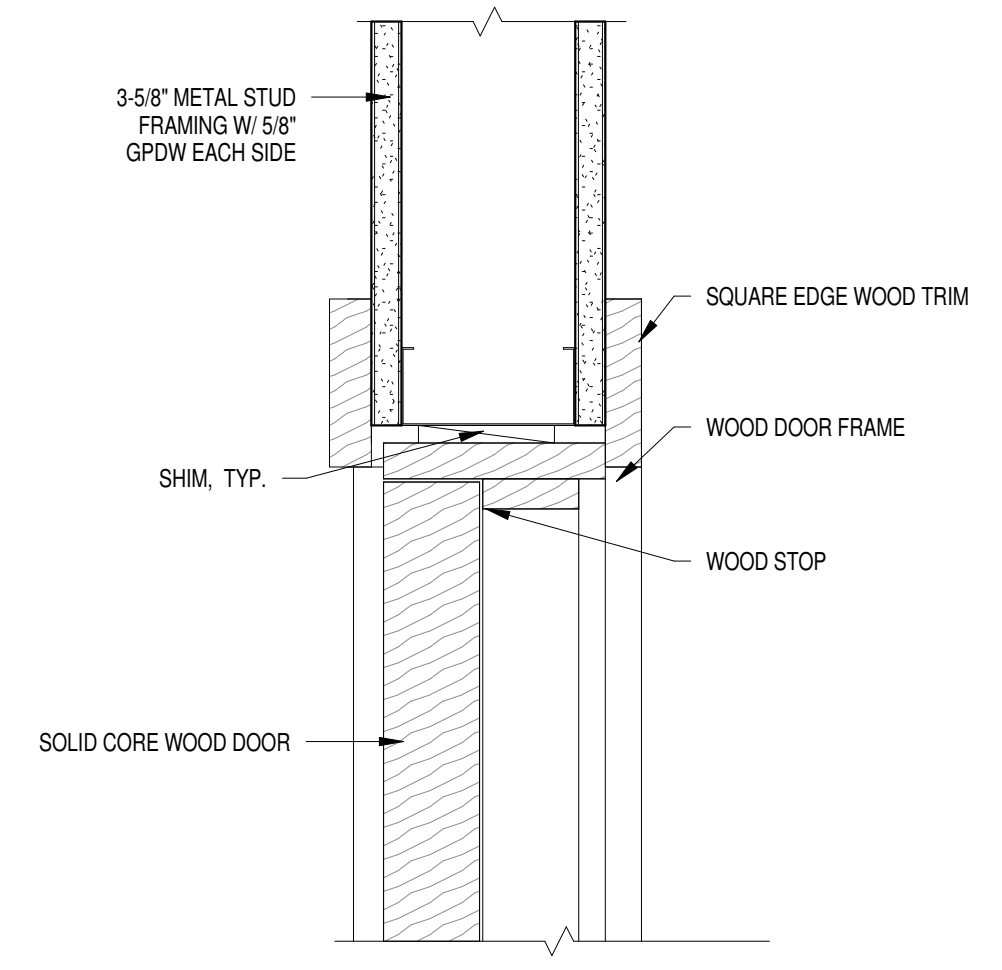
**5 INTERIOR HOLLOW METAL DOOR FRAME JAMB**  
3" = 1'-0"



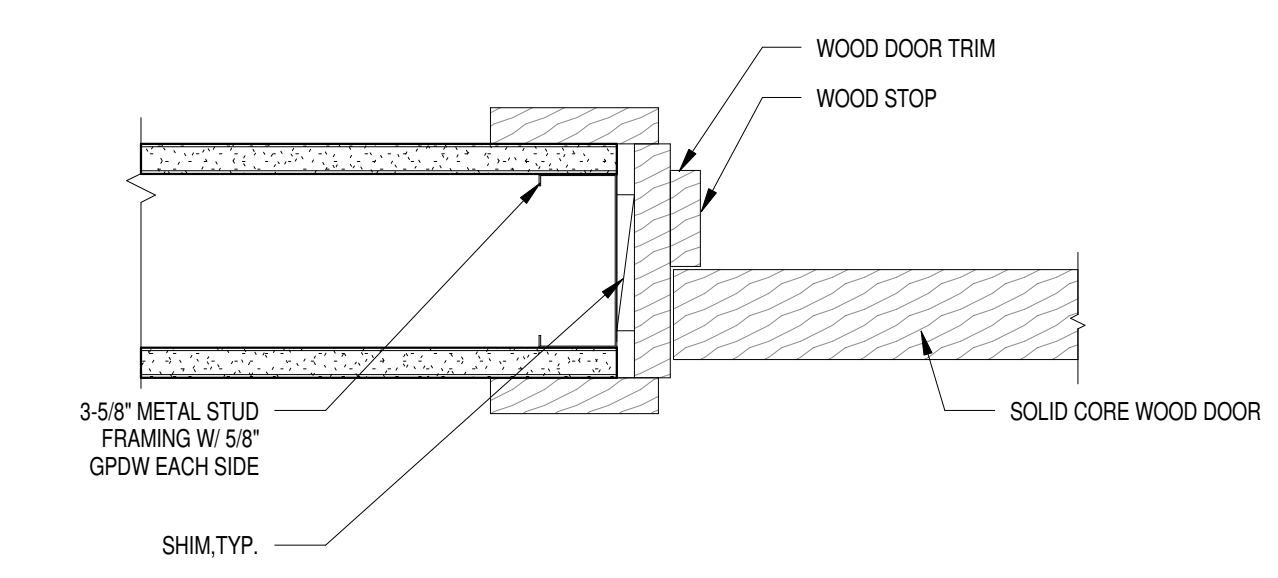
**4 INTERIOR HOLLOW METAL DOOR HEAD**  
1 1/2" = 1'-0"



**3 INTERIOR HOLLOW METAL DOOR JAMB**  
1 1/2" = 1'-0"



**2 INTERIOR WOOD DOOR HEAD**  
3" = 1'-0"



**1 INTERIOR WOOD DOOR JAMB**  
3" = 1'-0"



**LIEN & PETERSON ARCHITECTS, INC**  
PO BOX 925  
619 MENOMONIE STREET  
EAU CLAIRE, WI 54703  
TELEPHONE 715 835 7500  
FAX 715 835 1411  
EMAIL admin@2dip.com

FIRELINE INDOOR RANGE

INTERIOR DOOR DETAILS

REVISIONS:	NO.	DATE

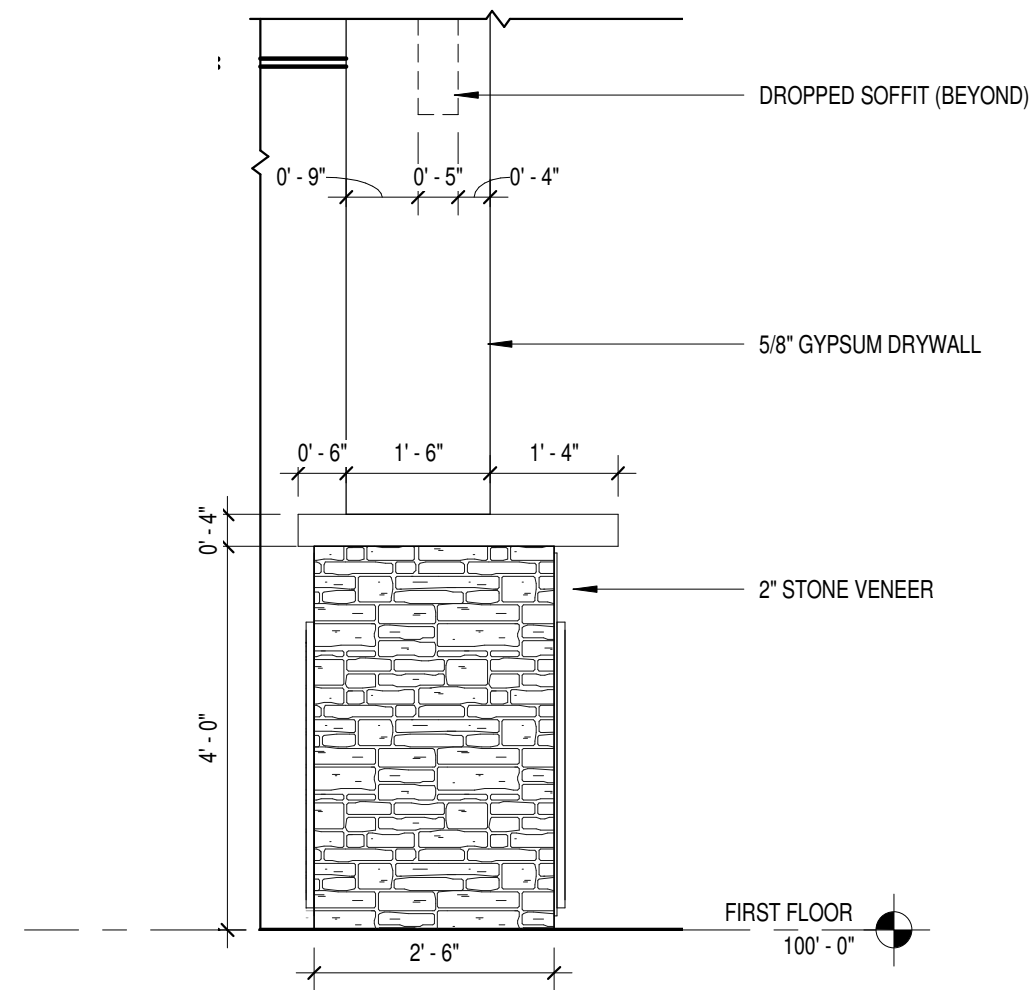
ISSUE DATE: APRIL 1, 2016

A506

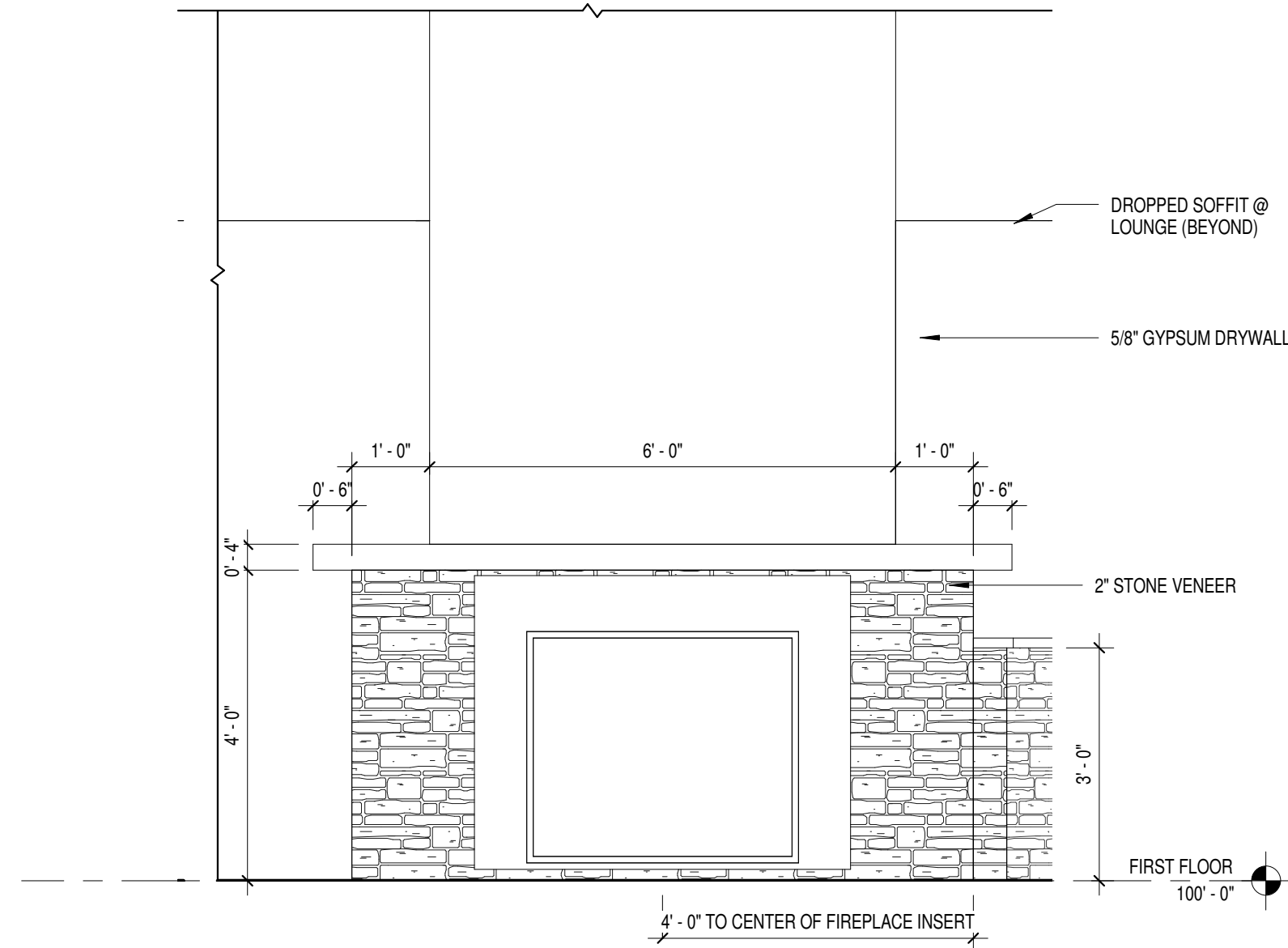
2dip PROJECT #: 1570

4811 W. MICHAELS AVE.  
GRAND CHUTE, WI 54913

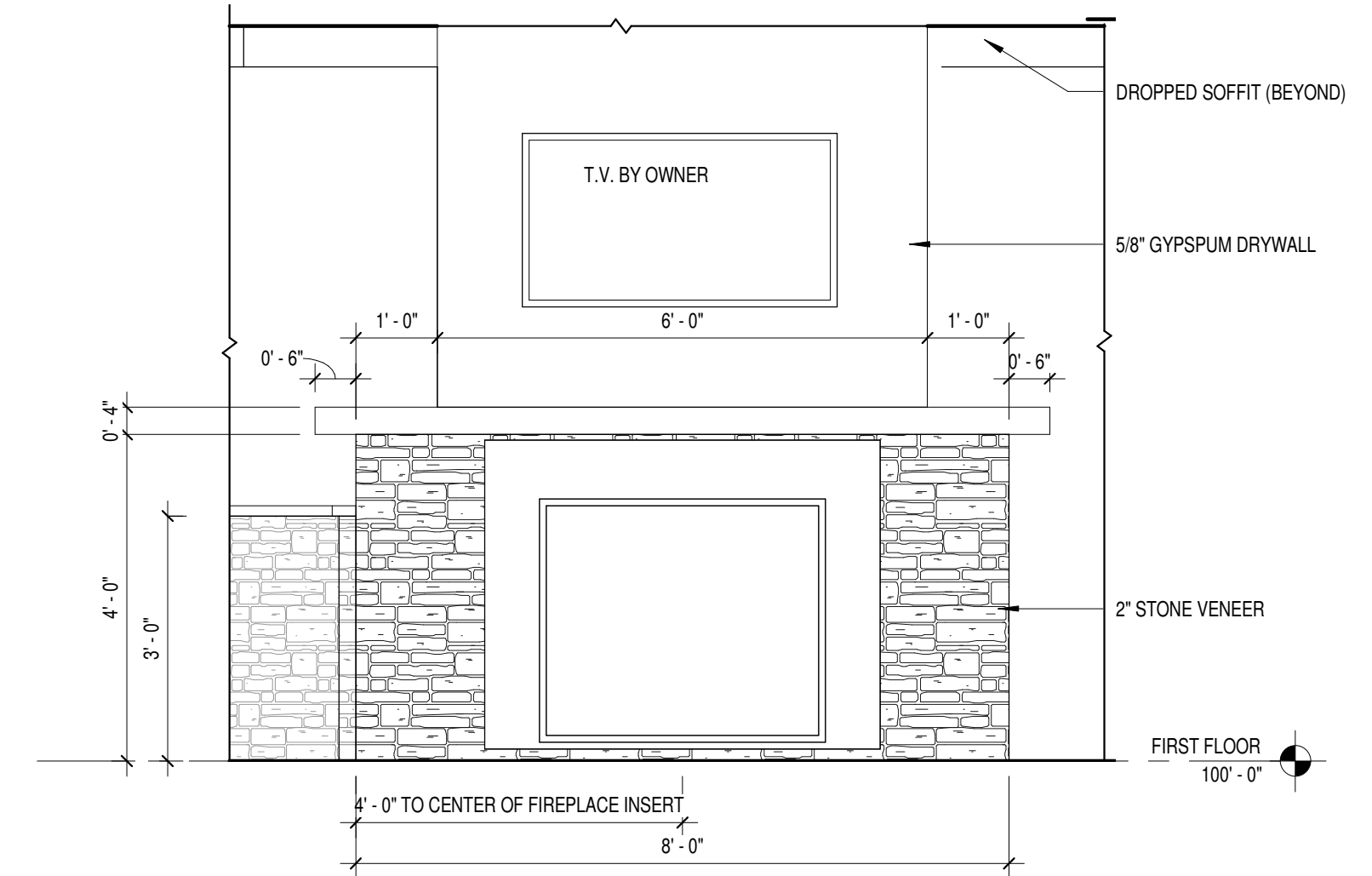




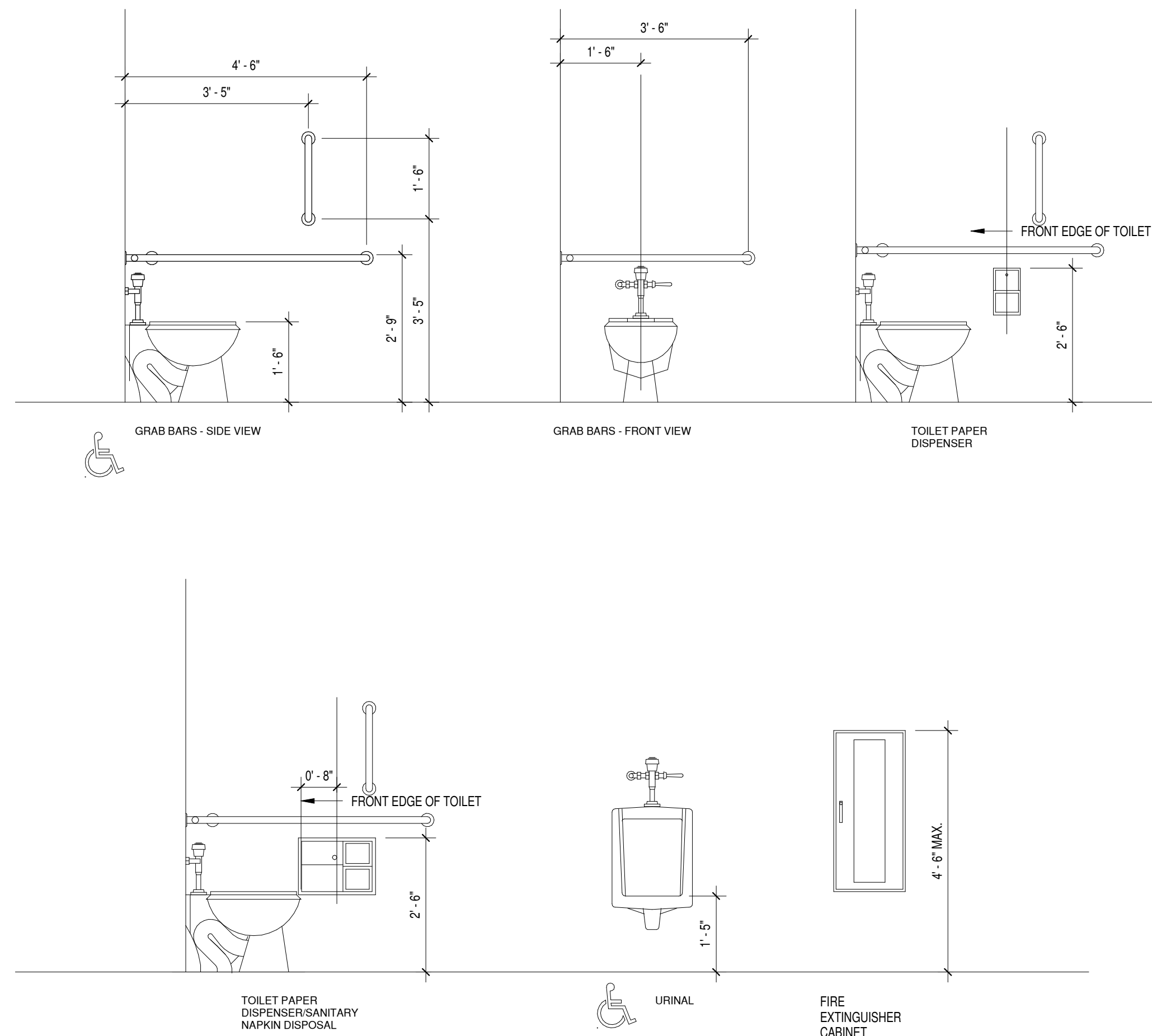
**6 FIREPLACE ELEVATION - SIDE**  
1/2" = 1'-0"



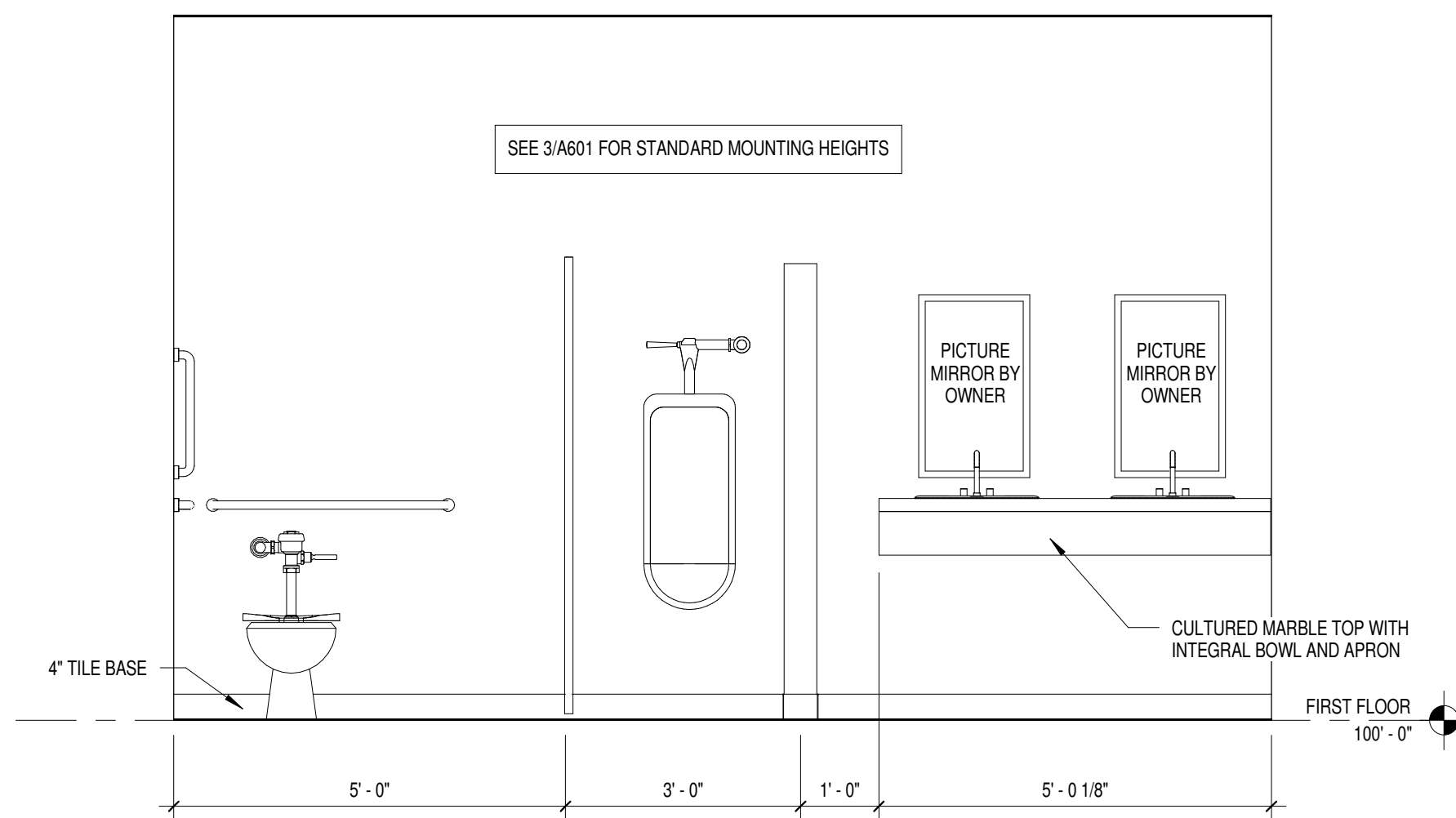
**5 FIREPLACE ELEVATION - RETAIL**  
1/2" = 1'-0"



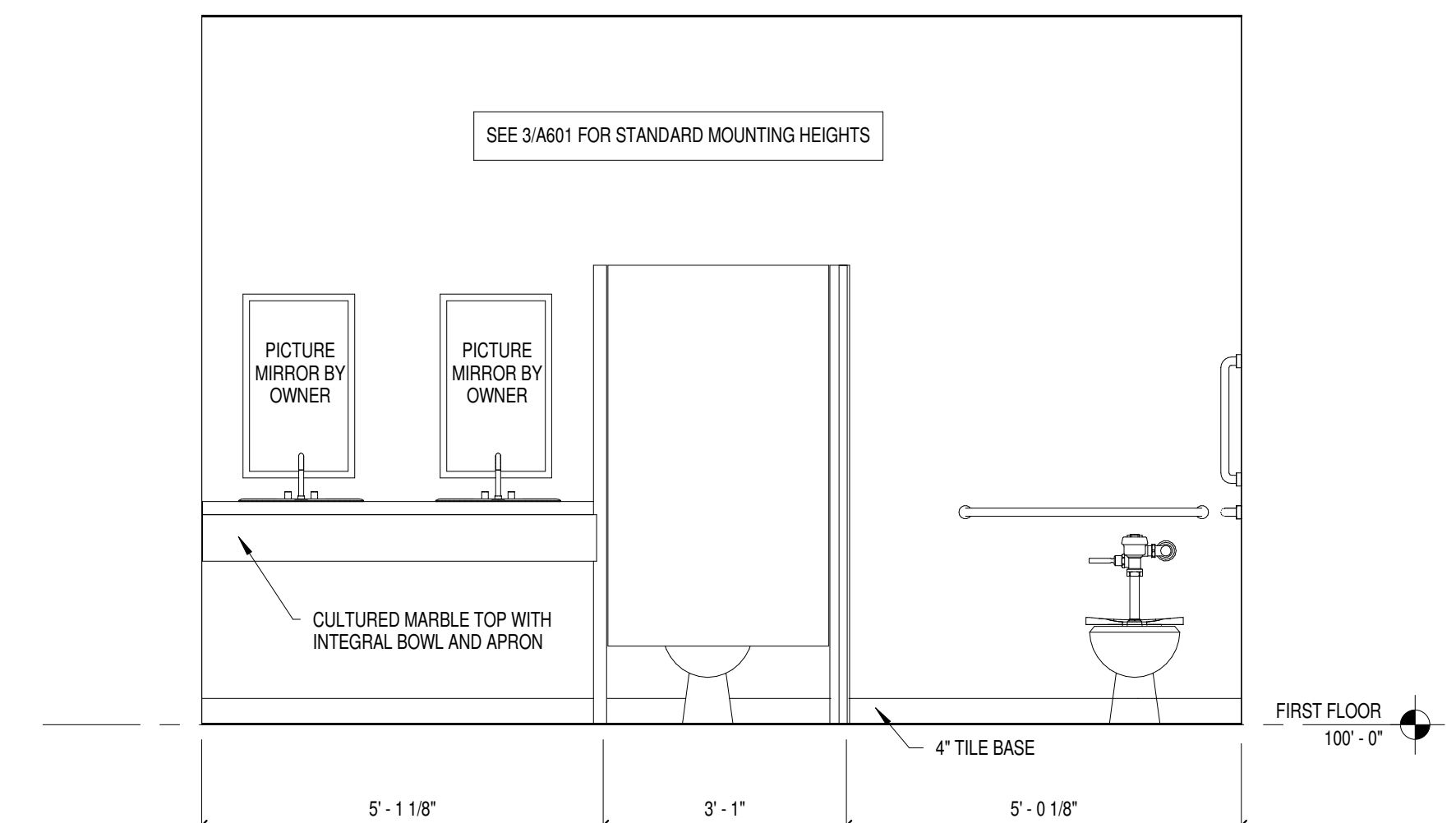
**4 FIREPLACE ELEVATION - LOUNGE**  
1/2" = 1'-0"



**3 STANDARD MOUNTING HEIGHTS**  
1/2" = 1'-0"



**2 120 - MEN**  
1/2" = 1'-0"



**1 122 - WOMEN**  
1/2" = 1'-0"



**LIEN & PETERSON ARCHITECTS, INC**  
PO BOX 925  
EAU CLAIRE, WI 54703  
TELEPHONE 715 835 1411  
FAX 715 835 7500  
EMAIL admin@2dip.com

**FIRELINE INDOOR RANGE**  
4811 W. MICHAELS AVE.  
GRAND CHUTE, WI 54913

**INTERIOR ELEVATIONS,  
STANDARD MOUNTING  
HEIGHTS**

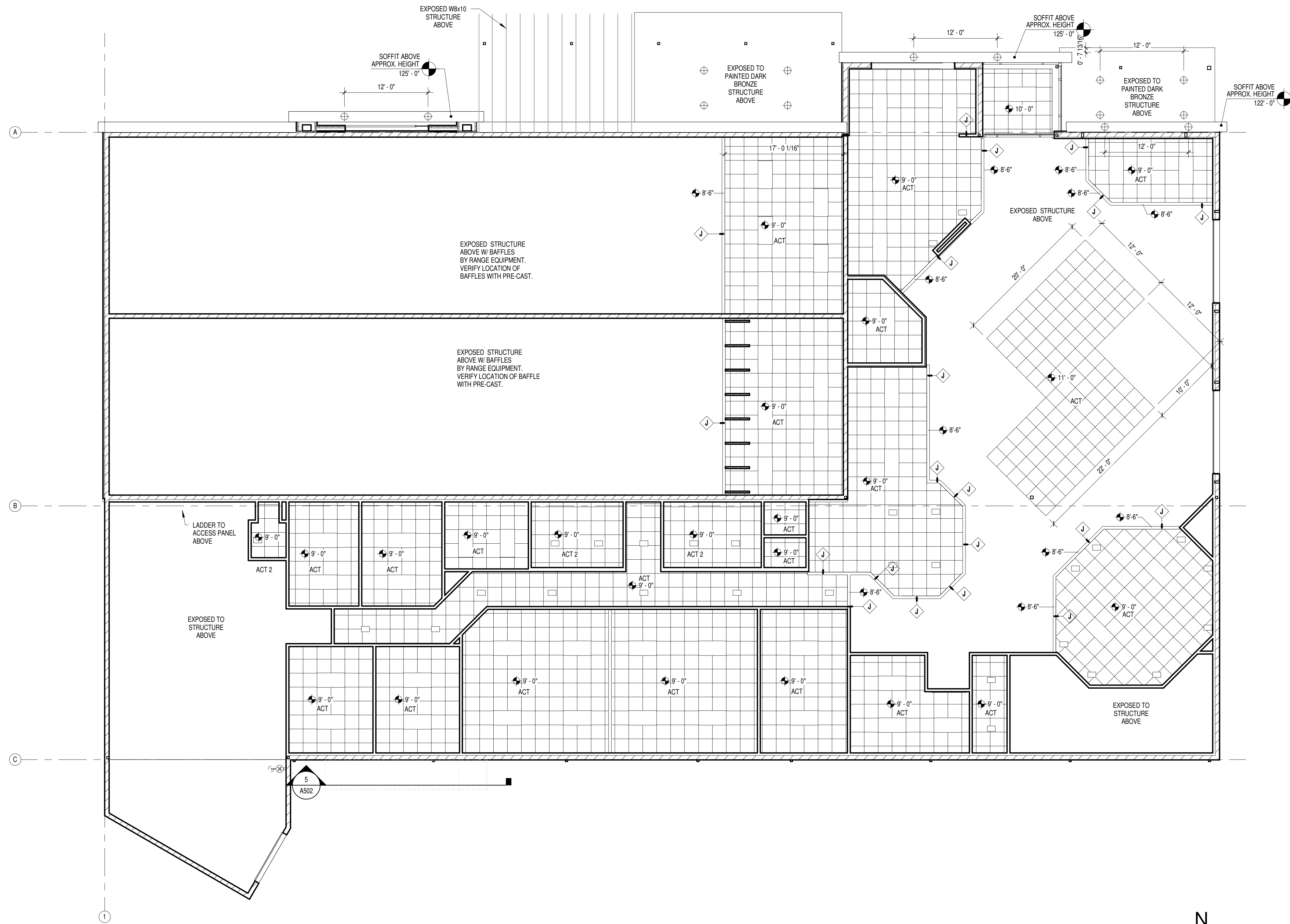
REVISIONS:	NO.	DATE
	1	04/11/2016

ISSUE DATE: APRIL 1, 2016

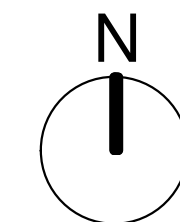
**A601**

2dip PROJECT #: 1570

5/13/2016 2:05:03 PM



**1 REFLECTED CEILING PLAN**  
1/8" = 1'-0"



**GENERAL CEILING PLAN NOTES**

- A. CEILING HEIGHTS ARE AS INDICATED. EXPOSED STRUCTURE HEIGHTS NOT NOTED.
- B. EXPOSED STRUCTURE TO BE PAINTED PNT. 1
- C. SEE ROOM FINISH SCHEDULE FOR PAINT SELECTIONS FOR SOFFITS.
- D. HORIZONTAL SOFFIT SURFACES TO RECEIVE PNT. 1



**LIEN & PETERSON ARCHITECTS, INC**  
 PO BOX 925  
 619 MENOMONIE STREET  
 EAU CLAIRE, WI 54703  
 TELEPHONE 715 835 7500  
 FAX 715 835 1411  
 EMAIL admin@2dip.com

FIRELINE INDOOR RANGE

REFLECTED CEILING PLAN

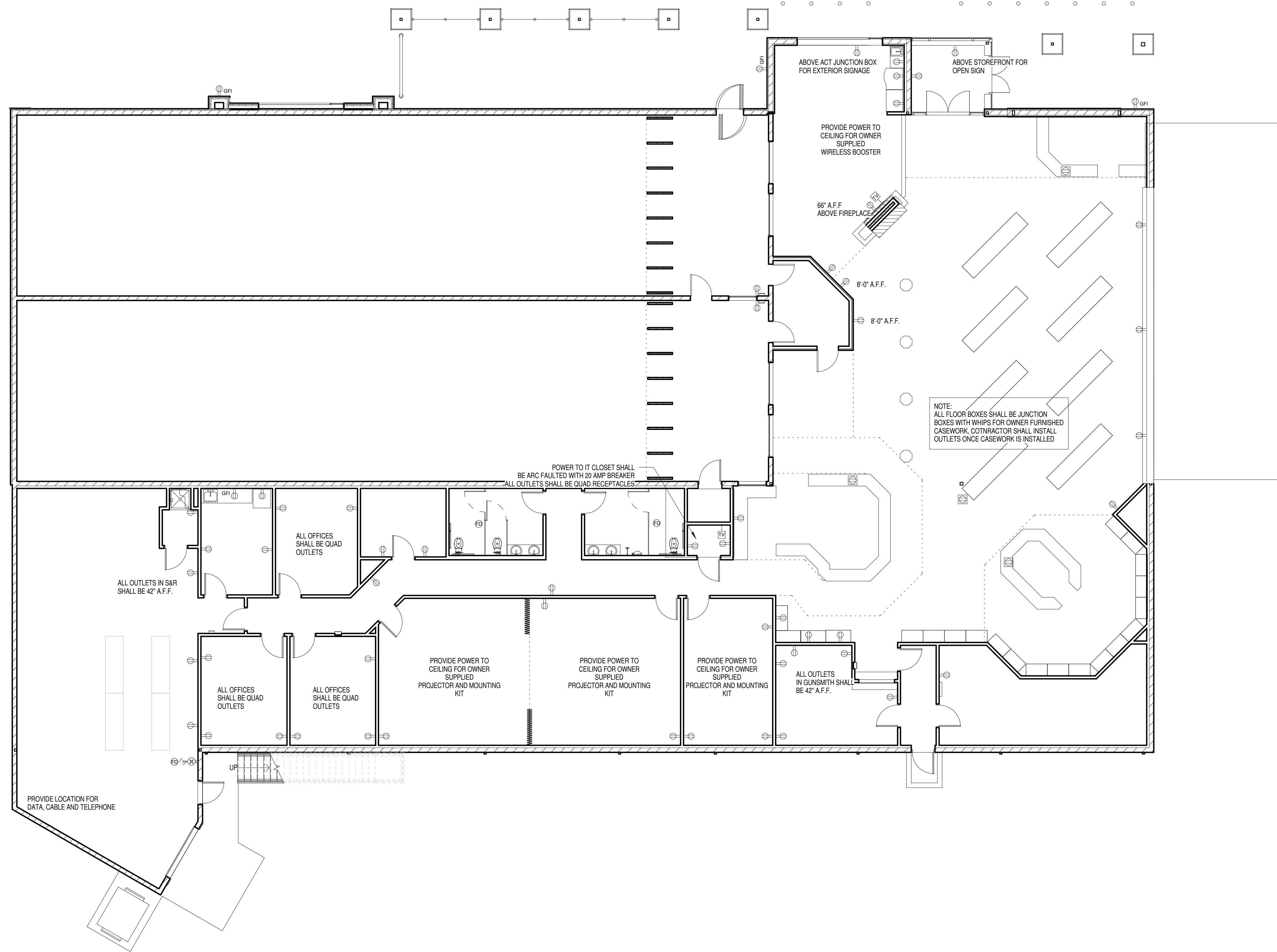
NO.	DATE
1	04/11/2016

ISSUE DATE: APRIL 1, 2016

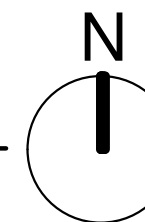
**A710**

2dip PROJECT #: 1570

5/13/2016 2:05:04 PM



**1 FIRST FLOOR PLAN - ELECTRICAL**  
 1/8" = 1'-0"



**LIEN & PETERSON ARCHITECTS, INC**  
 PO BOX 925  
 619 MENOMONIE STREET  
 EAU CLAIRE, WI 54703  
 TELEPHONE 715 835 7500  
 FAX 715 835 1411  
 EMAIL admin@2dip.com

FIRELINE INDOOR RANGE

4811 W. MICHAELS AVE.  
 GRAND CHUTE, WI 54913

FLOOR PLAN - ELECTRICAL

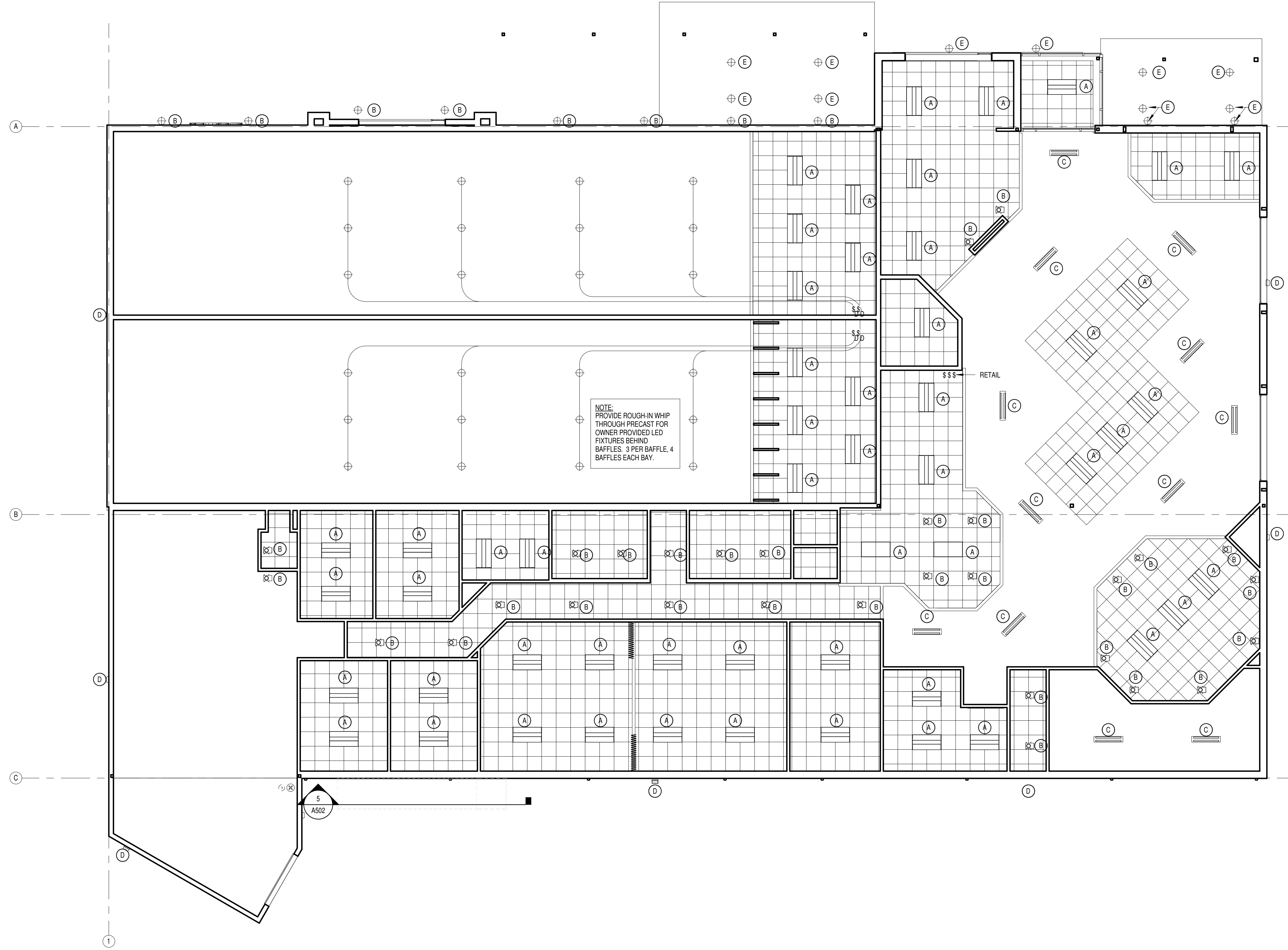
REVISIONS:	NO.	DATE

ISSUE DATE: APRIL 1, 2016

**E101**

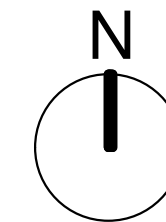
2dip PROJECT #: 1570

5/13/2016 2:05:06 PM



LIGHTING SCHEDULE	
Mark	Note
A	COLUMBIA LIGHTING LTR2x4
B	NICOR LIGHTING OLR56-2712-120-3K-WH-BF
C	OWNER PROVIDED 12' LONG PENDANT STRIP ALERA LCVR-L-4-SSUL-65-CM96- OR EQUIVALENT
D	HUBBELL LNC2-7LU-4K-3-1
E	HUBBELL FLED-R2471UNW/CVQ

**1 REFLECTED CEILING PLAN - ELECTRICAL**  
1/8" = 1'-0"



**LIEN & PETERSON ARCHITECTS, INC**  
 PO BOX 925  
 619 MENOMONIE STREET  
 EAU CLAIRE, WI 54703  
 TELEPHONE 715 835 7500  
 FAX 715 835 1411  
 EMAIL admin@2dip.com

**FIRELINE INDOOR RANGE**  
 4811 W. MICHAELS AVE.  
 GRAND CHUTE, WI 54913

**REFLECTED CEILING PLAN - ELECTRICAL**

REVISIONS:	
NO.	DATE

ISSUE DATE: APRIL 1, 2016

**E102**

**SOIL DESIGN INFORMATION**

SOIL DATA  
 SOIL TYPE - SW  
 3000 PSF PER PSI REPORT #0094314

**MATERIAL REQUIREMENTS**

MASONRY  
 MASONRY - 1,500 PSI COMPRESSIVE STRENGTH

**DESIGN AND LOAD DATA**

DESIGN SPECIFICATIONS  
 WISCONSIN ENROLLED COMMERCIAL BUILDING CODE  
 CURRENT EDITION WITH SUBSEQUENT REVISIONS

**DESIGN LOAD INFORMATION**

DEAD LOADS  
 ROOF DEAD LOAD - 10 PSF  
 PRECAST - 90 PSF

LIVE LOADS  
 ROOF LIVE LOAD - 20 PSF  
 ELEVATED WALKWAY - 60 PSF

SNOW LOAD  
 GROUND SNOW LOAD - 40 PSF  
 THERMAL FACTOR - 1.0  
 EXPOSURE FACTOR - 1.0  
 IMPORTANCE FACTOR - 1.0  
 ROOF SNOW LOAD - 28 PSF

WIND LOAD  
 BASIC WIND SPEED - 90 MPH  
 IMPORTANCE FACTOR - 1.0  
 EXPOSURE CATEGORY - B  
 BUILDING CATEGORY - ENCLOSED  
 USE ASCE 7-05 SIMPLIFIED LOADS

SEISMIC LOADS  
 SEISMIC DESIGN CATEGORY A

SNOW DRIFT (FRONT CANOPY)  
 70 PSF TO 0 PSF OVER 14.5 FT.

**GENERAL NOTES**

1. THE CONTRACTOR SHALL CONDUCT ALL OPERATIONS IN STRICT ACCORDANCE WITH SAFETY REQUIREMENTS IMPOSED BY THE OWNER AND OSHA. THE CONTRACTOR SHALL REMOVE ALL DEBRIS FROM THE OWNER'S PROPERTY AND DISPOSE OF ACCORDING TO LOCAL REGULATIONS.
2. THIS STRUCTURE IS DESIGNED TO BE SELF SUPPORTING AND STABLE AFTER IT IS FULLY COMPLETED. IT IS SOLELY THE CONTRACTOR'S RESPONSIBILITY TO DETERMINE ERECTION PROCEDURES AND SEQUENCES; AND TO INSURE THE STABILITY OF THE STRUCTURE AND ITS COMPONENT PARTS, AND THE ADEQUACY OF TEMPORARY OR INCOMPLETE CONNECTIONS DURING ERECTION. THIS INCLUDES THE ADDITION OF WHATEVER TEMPORARY BRACING, GUYS, OR TIE-DOWNS THAT MIGHT BE NECESSARY. SUCH MATERIAL IS NOT SHOWN ON THE DRAWINGS. IF APPLIED, THEY SHALL BE REMOVED AS CONDITIONS PERMIT, AND SHALL REMAIN THE CONTRACTOR'S PROPERTY.
3. SAFETY: IT IS SOLELY THE CONTRACTOR'S RESPONSIBILITY TO FOLLOW ALL APPLICABLE SAFETY CODES AND REGULATIONS GOVERNING THIS WORK.
4. ENGINEERING DRAWINGS: ALL DEVIATIONS FROM THE ENGINEERING DRAWINGS SHALL BE SUBMITTED IN WRITTEN FORM TO THE OWNER OR THEIR REPRESENTATIVE FOR APPROVAL.
5. EXISTING UTILITIES AND ALL OTHER OBSTRUCTIONS TO WORK SHALL BE TEMPORARILY REMOVED BY THE CONTRACTOR AND REINSTALLED (INCLUDING NECESSARY MODIFICATIONS) BY THE CONTRACTOR AFTER COMPLETION OF WORK.
6. SHOP DRAWINGS SHALL BE SUBMITTED TO AND APPROVED BY THE OWNER OR THEIR REPRESENTATIVE BEFORE SHOP WORK IS PERMITTED TO COMMENCE. ALL DEVIATIONS FROM THE ENGINEERING DRAWINGS SHALL BE CIRCLED AND NOTED ON THE SHOP DRAWINGS.
7. DIMENSIONS PERTAINING TO EXISTING CONDITIONS MUST BE FIELD VERIFIED BY THE CONTRACTOR PRIOR TO ANY FABRICATION, CONSTRUCTION, OR ERECTION.
8. EXCAVATION SHALL PROCEED WITH CARE TO AVOID DAMAGE TO UNKNOWN UNDERGROUND SERVICES.
9. BACKFILL SHALL BE GRANULAR MATERIAL FREE FROM CLAY, LOAM, OR PERISHABLE MATERIALS. THE APPROVED GRANULAR FILL MATERIAL SHALL BE COMPACTED TO A DENSITY EQUIVALENT TO 95% MODIFIED PROCTOR.

**FOUNDATIONS**

1. FOUNDATIONS SHALL BEAR ON UNDISTURBED SOIL OR ENGINEERED FILL.

**STRUCTURAL STEEL**

1. THE FABRICATION AND ERECTION OF STRUCTURAL STEEL SHALL CONFORM TO ALL REQUIREMENTS OF THE CURRENT AISC "SPECIFICATION FOR THE DESIGN, FABRICATION AND ERECTION OF STRUCTURAL STEEL BUILDINGS", AND "CODE OF STANDARD PRACTICE FOR STEEL BUILDINGS AND BRIDGES", WITH THE FOLLOWING SUPPLEMENTAL REQUIREMENTS.
2. ROLLED WIDE FLANGE SHAPES SHALL CONFORM TO ASTM A992 WITH A MINIMUM YIELD STRESS (F<sub>y</sub>) OF 50,000 PSI. ROLLED SHAPES, PLATES, AND BARS SHALL CONFORM TO ASTM A36 WITH A MINIMUM YIELD STRESS (F<sub>y</sub>) OF 36,000 PSI. CIRCULAR PIPE SHALL CONFORM TO ASTM A53, GRADE B, WITH A MINIMUM YIELD STRESS (F<sub>y</sub>) OF 35,000 PSI. SQUARE AND RECTANGULAR TUBING SHALL CONFORM TO ASTM A500, GRADE B, WITH A MINIMUM YIELD STRESS (F<sub>y</sub>) OF 46,000 PSI.
3. SPLICING OF STRUCTURAL STEEL IS PROHIBITED EXCEPT AS DETAILED.
4. STRUCTURAL STEEL SHALL BE NEW UNLESS OTHERWISE NOTED, AND SHALL BE PAINTED WITH ONE COAT OF APPROVED PRIMER AND APPROVED FINISH COAT AS DIRECTED BY THE OWNER.
5. BOLTS SHALL CONFORM TO ASTM A325X WITH ASTM A563 NUTS. BOLTS SHALL BE TIGHTENED BY THE TURN OF THE NUT METHOD, AND SHALL HAVE A HARDENED STEEL WASHER, ASTM F436, UNDER THE TURNED ELEMENT.
6. WELDING SHALL CONFORM TO THE CURRENT AWS D1.1 "STRUCTURAL WELDING CODE-STEEL". WELDING ELECTRODES SHALL BE E70XX.
7. WELDS SHALL BE MADE ONLY BY CERTIFIED WELDERS AND WELDING OPERATORS WHO HAVE BEEN PREVIOUSLY QUALIFIED BY TESTS AS PRESCRIBED IN THE CURRENT AWS D1.1 "STRUCTURAL WELDING CODE-STEEL". PROOF OF CERTIFICATION SHALL BE SUBMITTED TO THE OWNER FOR APPROVAL BEFORE ANY WELDING IS PERMITTED TO BEGIN.
8. WELDING OF STAINLESS STEEL TO BE PERFORMED USING STAINLESS RODS AND WELDING PROCEDURES.
9. ANCHOR BOLTS FOR COLUMNS SHALL CONFORM TO ASTM A307. ANCHOR BOLTS FOR MACHINES SHALL CONFORM TO ASTM A325. ALL ANCHOR BOLTS SHALL BE SET BY TEMPLATE METHOD, OR AN APPROVED EQUIVALENT METHOD.

**CONCRETE**

CONCRETE WORK SHALL CONFORM TO ALL REQUIREMENTS OF THE CURRENT ACI 301, "SPECIFICATIONS FOR STRUCTURAL CONCRETE FOR BUILDINGS", WITH THE FOLLOWING SUPPLEMENTAL REQUIREMENTS.

1. ALL CONCRETE TO BE NORMAL WEIGHT, WITH AGGREGATES CONFORMING TO ASTM C33.
2. CONCRETE SHALL DEVELOP THE FOLLOWING 28-DAY COMPRESSIVE STRENGTH (F<sub>c</sub>):  
 FLOOR SLABS - 4000 PSI  
 FOUNDATIONS - 4000 PSI
3. CHLORIDE BASED ADMIXTURES ARE PROHIBITED IN ALL REINFORCED CONCRETE. OTHER ADMIXTURES SHALL CONFORM TO ASTM C494.
4. REINFORCING STEEL SHALL BE DEFORMED AND CONFORM TO A615, A616, OR A617, GRADE 60, WITH MINIMUM YIELD STRESS (F<sub>y</sub>) OF 60,000 PSI. THE MINIMUM LAP FOR SPLICES SHALL BE 3'-6".
5. CONCRETE COVER ON ALL REINFORCING SHALL BE 3" UNLESS OTHERWISE NOTED.
6. MAXIMUM SLUMP SHALL BE 4"±1" AS DETERMINED IN ACCORDANCE WITH ASTM C143.
7. CONCRETE FINISH:  
 FLOOR SLABS - HARD TROWELED FINISH  
 PAVING SLABS - FLOAT/BROOM FINISH
8. ALL CONCRETE EXPOSED TO THE EXTERIOR SHALL BE AIR ENTRAINED WITH AN AIR CONTENT OF 6%±.



**LIEN & PETERSON ARCHITECTS, INC**  
 PO BOX 925  
 619 MENOMONIE STREET  
 EAU CLAIRE, WI 54703  
 TELEPHONE 715 835 7500  
 EMAIL admin@2dip.com

FIRELINE INDOOR RANGE

4811 W. MICHAELS AVE.  
 GRAND CHUTE, WI 54913

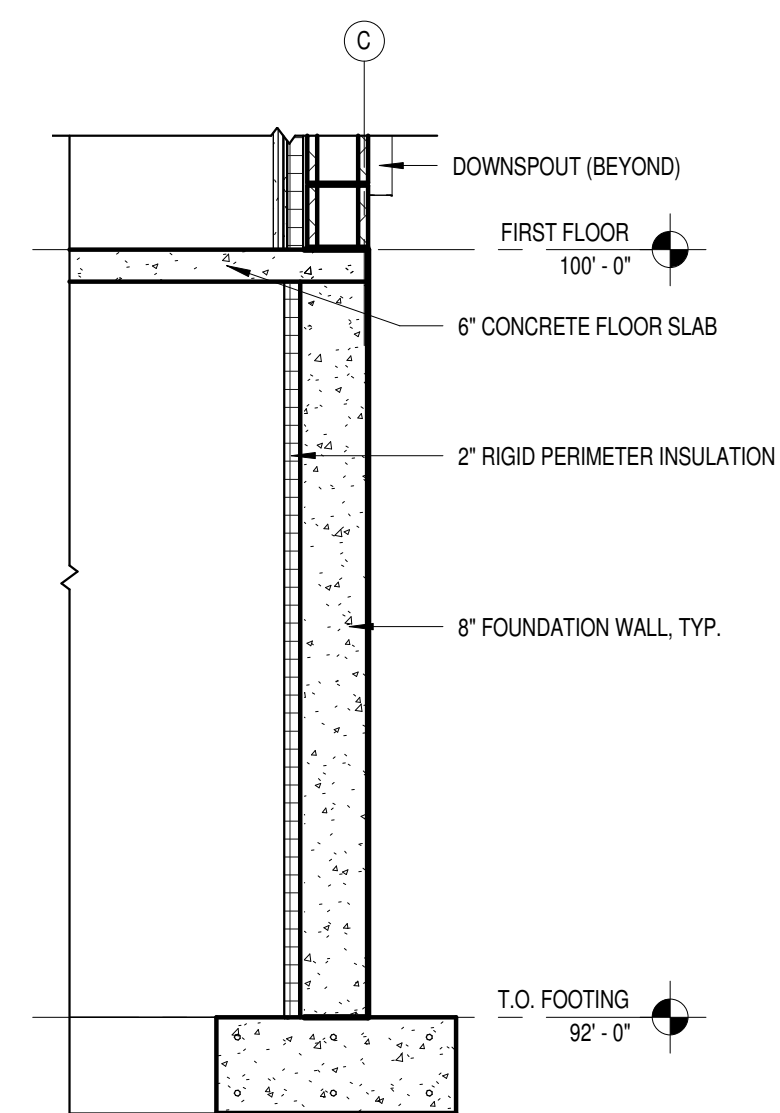
STRUCTURAL NOTES

REVISIONS:  
 NO. DATE

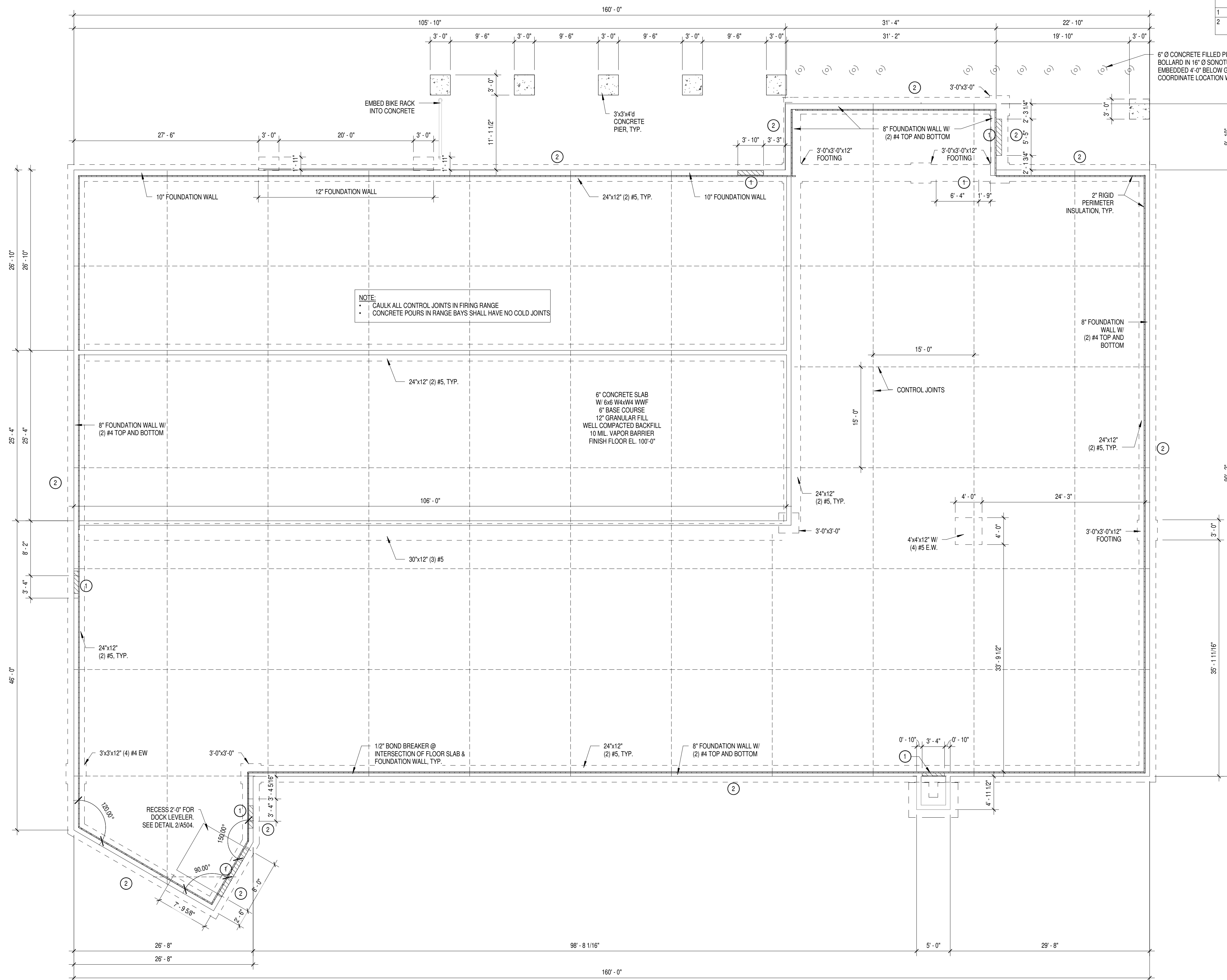

ISSUE DATE:  
 APRIL 1, 2016

S901

5/13/2016 2:05:07 PM



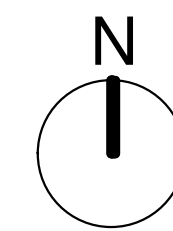
**2 TYP. FOUNDATION DETAIL**  
1/2" = 1'-0"



**1 FOUNDATION PLAN**  
1/8" = 1'-0"

KEYED FOUNDATION NOTES	
Mark	Note
1	DOOR RECESS ELEVATION 99'-4"
2	PROVIDE WATERPROOFING AT FOUNDATION, TYP.

6" Ø CONCRETE FILLED PIPE BOLLARD IN 16" Ø SONOTUBE EMBEDDED 4'-0" BELOW GRADE. COORDINATE LOCATION WITH CIVIL.



**LIEN & PETERSON ARCHITECTS, INC**  
 PO BOX 925  
 619 MENOMONIE STREET  
 EAU CLAIRE, WI 54703  
 TELEPHONE 715 835 7500  
 EMAIL admin@zdlp.com

FIRELINE INDOOR RANGE

4811 W. MICHAELS AVE.  
 GRAND CHUTE, WI 54913

FOUNDATION PLAN

REVISIONS:	
NO.	DATE

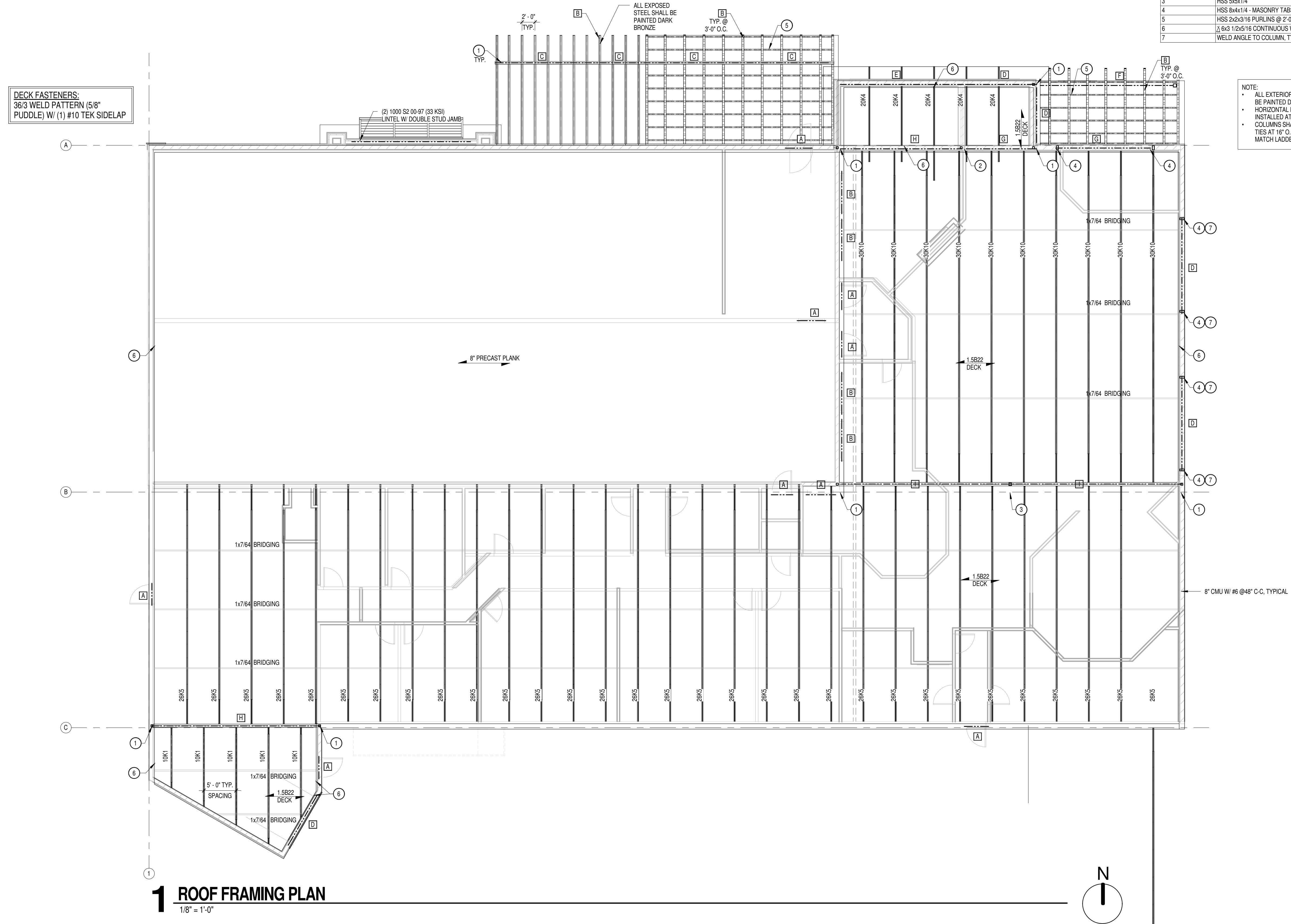
ISSUE DATE: APRIL 1, 2016

**S902**

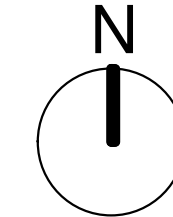
zdlp PROJECT #: 1570



5/13/2016 2:05:08 PM



**1 ROOF FRAMING PLAN**  
1/8" = 1'-0"



LINTEL SCHEDULE	
A	6"x8" BOND BEAM W/ (2) #4 CONTINUOUS
B	W8x10
C	W8x18
D	W8x24
E	W8x28
F	W12x26
G	W16x26
H	W18x35
I	W21x44

STRUCTURAL FRAMING NOTES	
Mark	Note
1	HSS4x4x1/4
2	HSS 4x4x3/8
3	HSS 5x5x1/4
4	HSS 6x4x1/4 - MASONRY TABS @ 16" O.C. VERTICALLY, BOTH SIDES, TYP.
5	HSS 2x2x3/16 PURLINS @ 2'-0" C.C. TYP. @ ROOF
6	3/8x3 1/2x5/16 CONTINUOUS W/ 1/2" Ø EPOXY ANCHORS @ 24" C-C
7	WELD ANGLE TO COLUMN, TYP.



**LIEN & PETERSON ARCHITECTS, INC**  
 PO BOX 925  
 619 MEMONIE STREET  
 EAU CLAIRE, WI 54703  
 TELEPHONE 715 835 7500  
 FAX 715 835 1411  
 EMAIL admin@2dip.com

FIRELINE INDOOR RANGE

4811 W. MICHAELS AVE.  
 GRAND CHUTE, WI 54913

ROOF FRAMING PLAN

REVISIONS:	
NO.	DATE
1	04/11/2016

ISSUE DATE: APRIL 1, 2016

**S903**

2dip PROJECT #: 1570



