

PROMENADE AT SYCAMORE

NEWTOWN, PA

200 N. SYCAMORE AVENUE

±3,220 SF RETAIL PROPERTY FOR LEASE

PHILADELPHIA MSA

JOIN

ANTHROPOLOGIE

verizon

BERNIE **B** ROBBINS
JEWELERS

RARE AVAILABILITY IN AFFLUENT HIGH BARRIER TO ENTRY MARKET



get in touch.

ANDREW SHPIGEL

Office 215.282.0153

Direct 215.470.8510

ashpigel@metrocommercial.com

GLENN MARVIN

Office 610.260.2674

Direct 610.316.6047

gmarvin@metrocommercial.com



metrocommercial.com | Plymouth Meeting, PA | Mount Laurel, NJ | Miami, FL | Philadelphia, PA

NEWTOWN / YARDLEY TRADE AREA

2-MILES



VILLAGE AT NEWTOWN
LOVESAC CHOPT
RALLY HOUSE *for movement*
McCAFFREY'S **lululemon**
Oish **CAVA**
BOMBA **ULTA** **THE CAPITAL**
TURNING POINT **HARVEST**

NEWTOWN SHOPPING CENTER
ACME **Staples**
Chick-fil-A Applebee's **THE PICKLR**

SITE
PROMENADE AT SYCAMORE
ANTHROPOLOGIE
verizon
BERNIE BROBBINS JEWELERS

PRICKETT PRESERVE
Wegmans
FIREBIRDS
CHIPOTLE
Wonder

PETSMART
ACE

NEWTOWN

FINE WINE & GOOD SPIRITS

SUMMIT SQUARE SHOPPING CENTER
MAGERKS **GIANT**

295

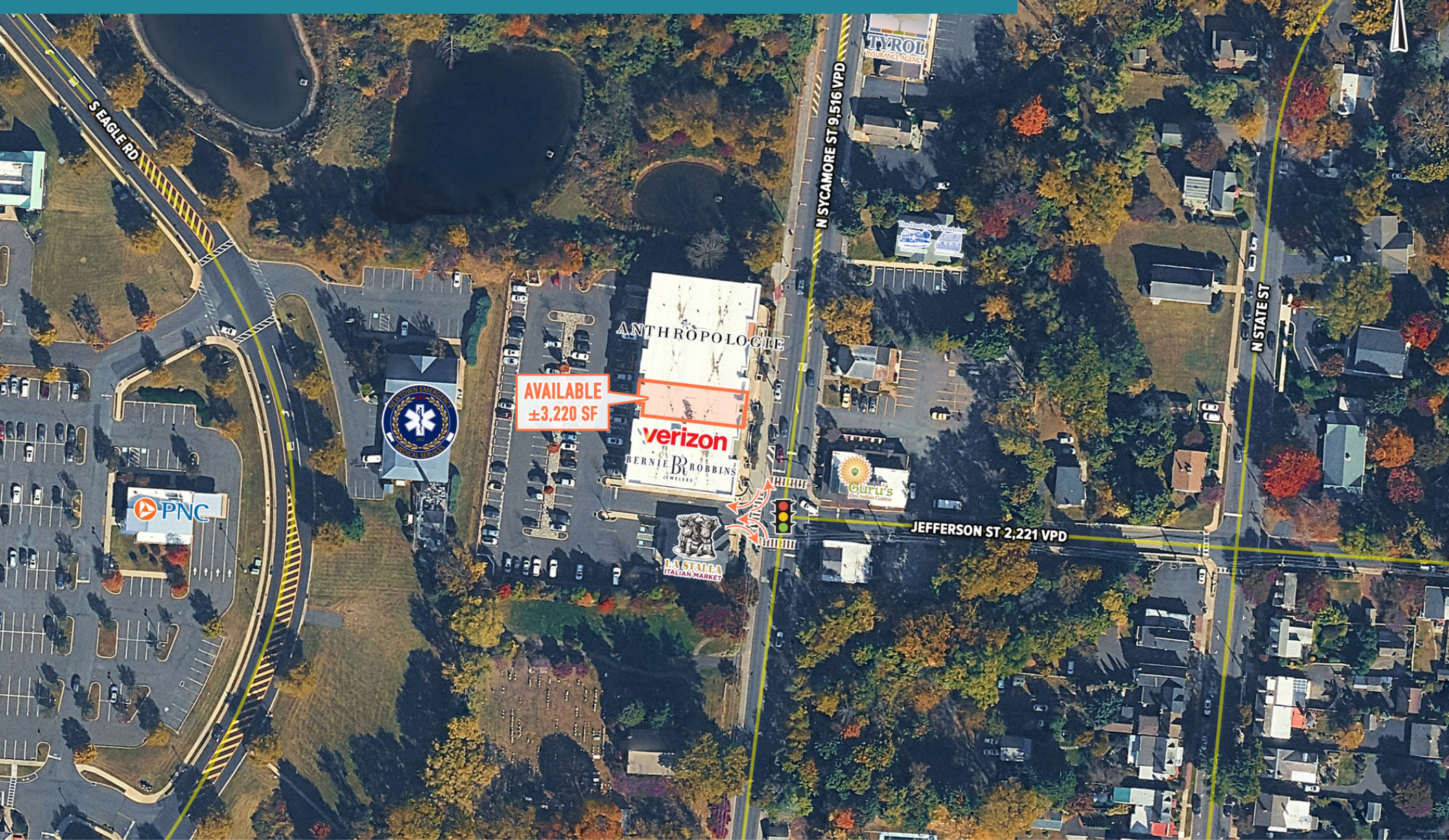
The information and images contained herein are from sources deemed reliable. However, Metro Commercial Real Estate, Inc. makes no representation whatsoever as to their accuracy or authenticity. Images shown may be modified for illustrative purposes. Images may be out-of-date and not current.

PROMENADE AT SYCAMORE
NEWTOWN, PA
200 N. SYCAMORE AVENUE



www.metrocommercial.com

IDEAL USES INCLUDE: BEAUTY, MEDICAL, BOUTIQUE FITNESS AND APPAREL



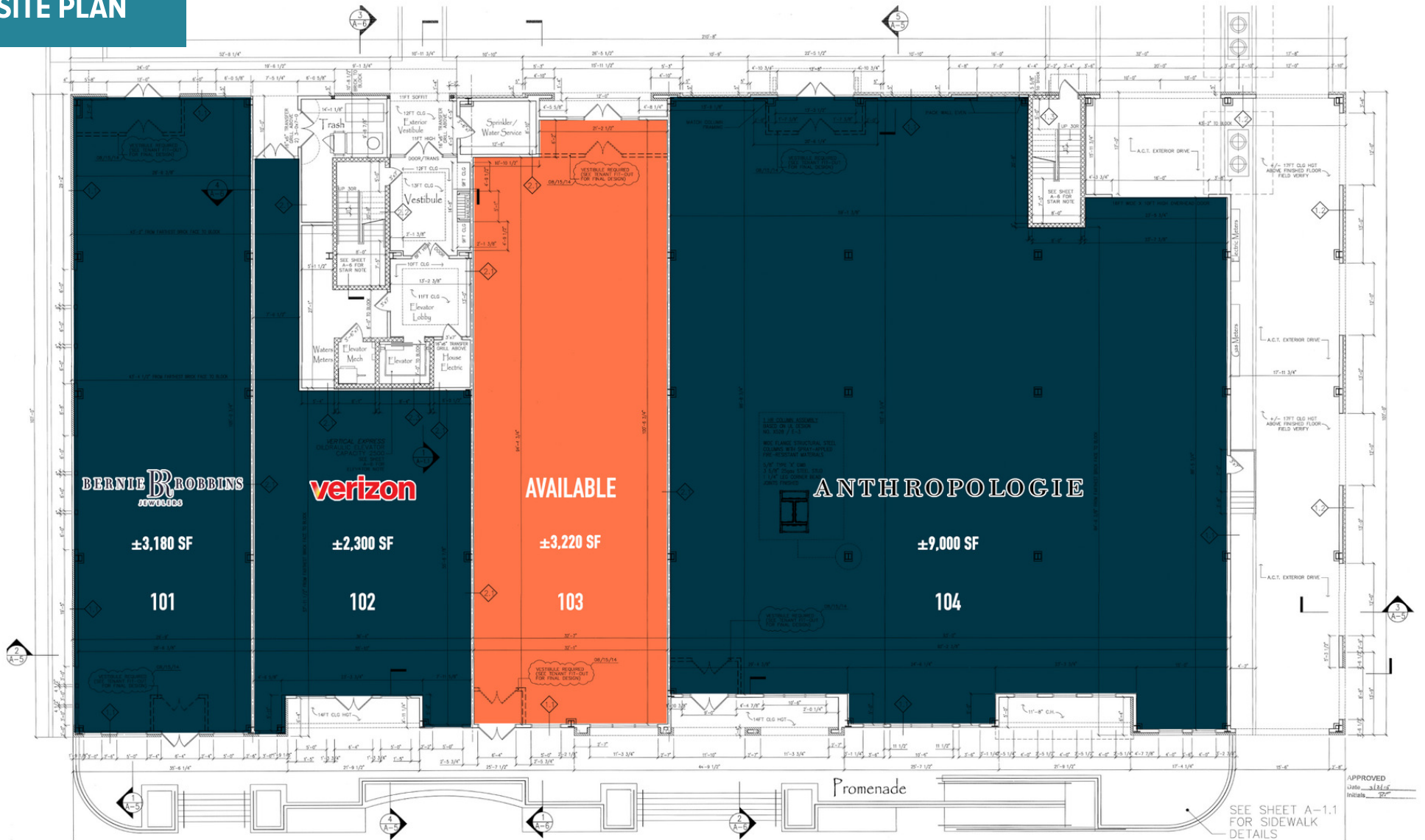
The information and images contained herein are from sources deemed reliable. However, Metro Commercial Real Estate, Inc. makes no representation whatsoever as to their accuracy or authenticity. Images shown may be modified for illustrative purposes. Images may be out-of-date and not current.

PROMENADE AT SYCAMORE
NEWTOWN, PA
200 N. SYCAMORE AVENUE



www.metrocommercial.com

SITE PLAN



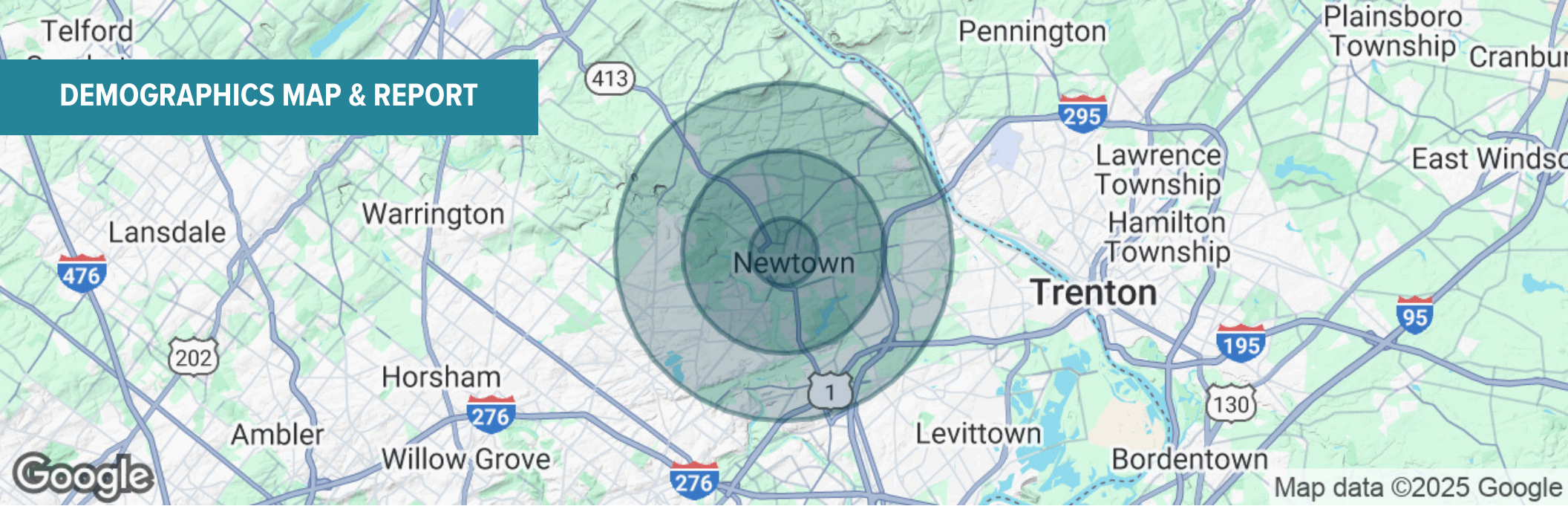
The information and images contained herein are from sources deemed reliable. However, Metro Commercial Real Estate, Inc. makes no representation whatsoever as to their accuracy or authenticity. Images shown may be modified for illustrative purposes. Images may be out-of-date and not current.

PROMENADE AT SYCAMORE
NEWTOWN, PA
200 N. SYCAMORE AVENUE



www.metrocommercial.com

DEMOGRAPHICS MAP & REPORT



POPULATION	1 MILE	3 MILES	5 MILES
Total Population	7,289	42,134	102,935
Average Age	46	45	45
Average Age (Male)	44	44	44
Average Age (Female)	47	47	47
HOUSEHOLDS & INCOME	1 MILE	3 MILES	5 MILES
Total Households	2,965	16,371	38,624
# of Persons per HH	2.5	2.6	2.7
Average HH Income	\$185,610	\$182,230	\$189,335
Average House Value	\$706,799	\$623,345	\$622,524

Demographics data derived from AlphaMap

The information and images contained herein are from sources deemed reliable. However, Metro Commercial Real Estate, Inc. makes no representation whatsoever as to their accuracy or authenticity. Images shown may be modified for illustrative purposes. Images may be out-of-date and not current.

PROMENADE AT SYCAMORE
NEWTOWN, PA
 200 N. SYCAMORE AVENUE



www.metrocommercial.com