


FOR LEASE

22,300 SF

SINGLE TENANT INDUSTRIAL
RENTAL RATE | \$1.35 NNN












7535

WOODMAN PLACE

VAN NUYS, CA

PROPERTY HIGHLIGHTS

-  AMAZING VAN NUYS LOCATION
-  MINIMUM 19' WAREHOUSE CLEARANCE
-  2 DOCK HIGH DOORS
+ 5 GROUND LEVEL DOORS
-  600 AMPS / 480 VOLT POWER / 3 PHASE
-  POTENTIAL FOR PRIVATE
FENCED YARD ± 3,000 SF
-  APPROXIMATELY 2,000 SF OFFICE
-  MR2 ZONING - CLEAN USES ONLY



spectrumcre.com | 818.252.9900

SPECTRUM
COMMERCIAL REAL ESTATE, INC.



ART MINASSIAN

Senior Vice President
818.634.3722
art@availablewarehouses.com
CA DRE Lic. #02026662



RON KASSAN

Executive Vice President
818.512.5001
ron@availablewarehouses.com
CA DRE Lic. #01063078



No warranty, express or implied, is made as to the accuracy of the information contained herein. This information is submitted subject to errors, omission, change of price, rental or other conditions, withdrawal without notice, and is subject to any special listing conditions imposed by our principals. Cooperating brokers, buyers, tenants and other parties who receive this document should not rely on it, but should use it as a starting point of analysis, and should independently confirm the accuracy of the information contained herein through a due diligence review of the books, records, files and documents that constitute reliable sources of the information described herein. Spectrum Commercial Real Estate, Inc. CA DRE #02042805