



# NEW HYDE PARK, NY

## NEW HYDE PARK PLAZA

2317 NEW HYDE PARK ROAD

Extremely rare opportunity to join one of New York's busiest Shopping Centers, anchored by the most successful ShopRite store on Long Island

### SIZE

10,033 SF

### DELIVERY DATE

Summer 2025

### CO-TENANTS

ShopRite, T.J. Maxx, Chipotle Mexican Grill, Chase Bank, Wine Market

### NEIGHBORS

Target, Sephora, Shake Shack, Victoria's Secret, Iavarone Market, Foot Locker, The Paper Store, The Gap, Chopt

### COMMENTS

Ideally situated at the western edge of the north shore of Nassau County, one block east of the Queens border. The trade area includes a combination of incredible density, high income population and the highest concentration of office/medical space anywhere on Long Island.

## CONTACT EXCLUSIVE AGENT

### BRIAN SCHUSTER

bschuster@ripcony.com

516.933.8880

**RIPCO**  
REAL ESTATE

1000 Woodbury Road  
Suite 100  
Woodbury, NY 11797  
516.933.8880

Please visit us at [ripcony.com](http://ripcony.com) for more information

This information has been secured from sources we believe to be reliable, but we make no representations as to the accuracy of the information. References to square footage are approximate. Buyer must verify the information and bears all risk for any inaccuracies.

# MARKET AERIAL





**AERIAL**



NEW HYDE PARK PLAZA NEW HYDE PARK, NEW YORK

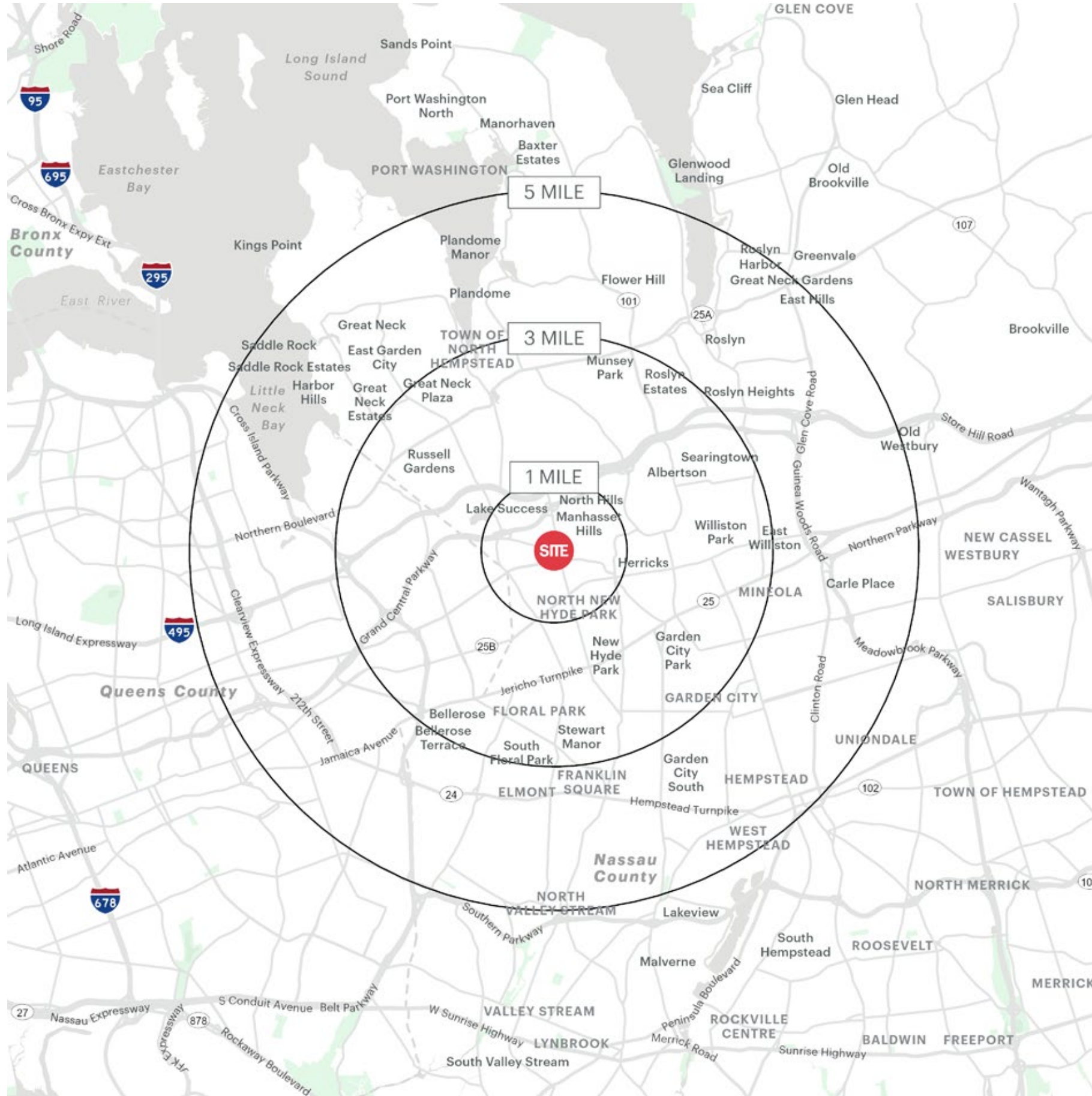


**SITE PLAN**





# AREA DEMOGRAPHICS



NEW HYDE PARK PLAZA NEW HYDE PARK, NEW YORK

## 1 MILE RADIUS

### POPULATION

16,551

### HOUSEHOLDS

5,214

### AVERAGE HOUSEHOLD INCOME

\$218,716

### MEDIAN HOUSEHOLD INCOME

\$160,709

### COLLEGE GRADUATES (BACHELOR'S +)

7,808 - 63.0%

### TOTAL BUSINESSES

1,529

### TOTAL EMPLOYEES

23,813

### DAYTIME POPULATION (W/ 16 YR +)

32,432

## 3 MILE RADIUS

### POPULATION

208,486

### HOUSEHOLDS

73,245

### AVERAGE HOUSEHOLD INCOME

\$186,257

### MEDIAN HOUSEHOLD INCOME

\$136,403

### COLLEGE GRADUATES (BACHELOR'S +)

90,353 - 58.0%

### TOTAL BUSINESSES

11,205

### TOTAL EMPLOYEES

152,899

### DAYTIME POPULATION (W/ 16 YR +)

257,813

## 5 MILE RADIUS

### POPULATION

582,281

### HOUSEHOLDS

196,757

### AVERAGE HOUSEHOLD INCOME

\$170,090

### MEDIAN HOUSEHOLD INCOME

\$122,329

### COLLEGE GRADUATES (BACHELOR'S +)

214,337 - 51.0%

### TOTAL BUSINESSES

25,363

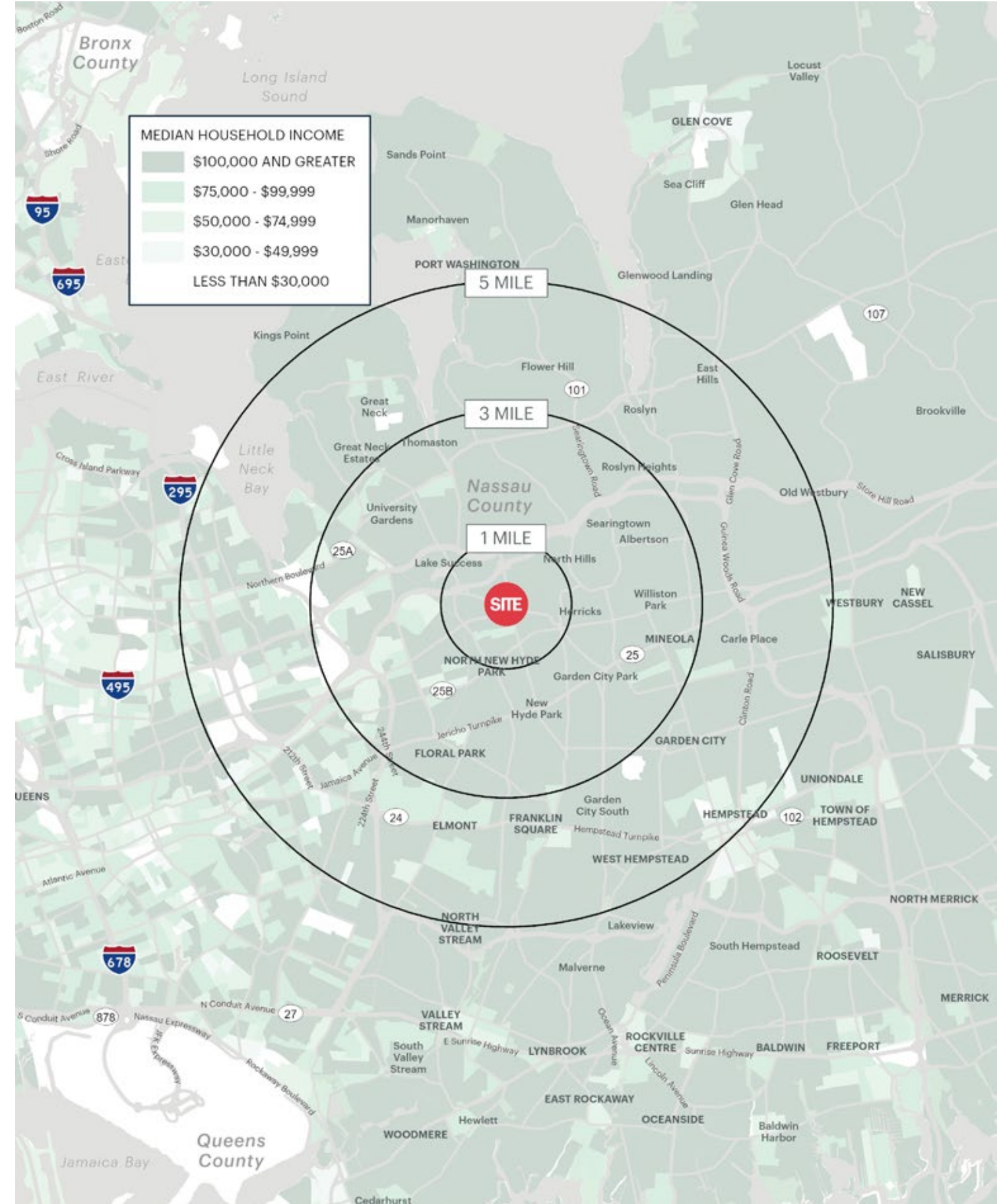
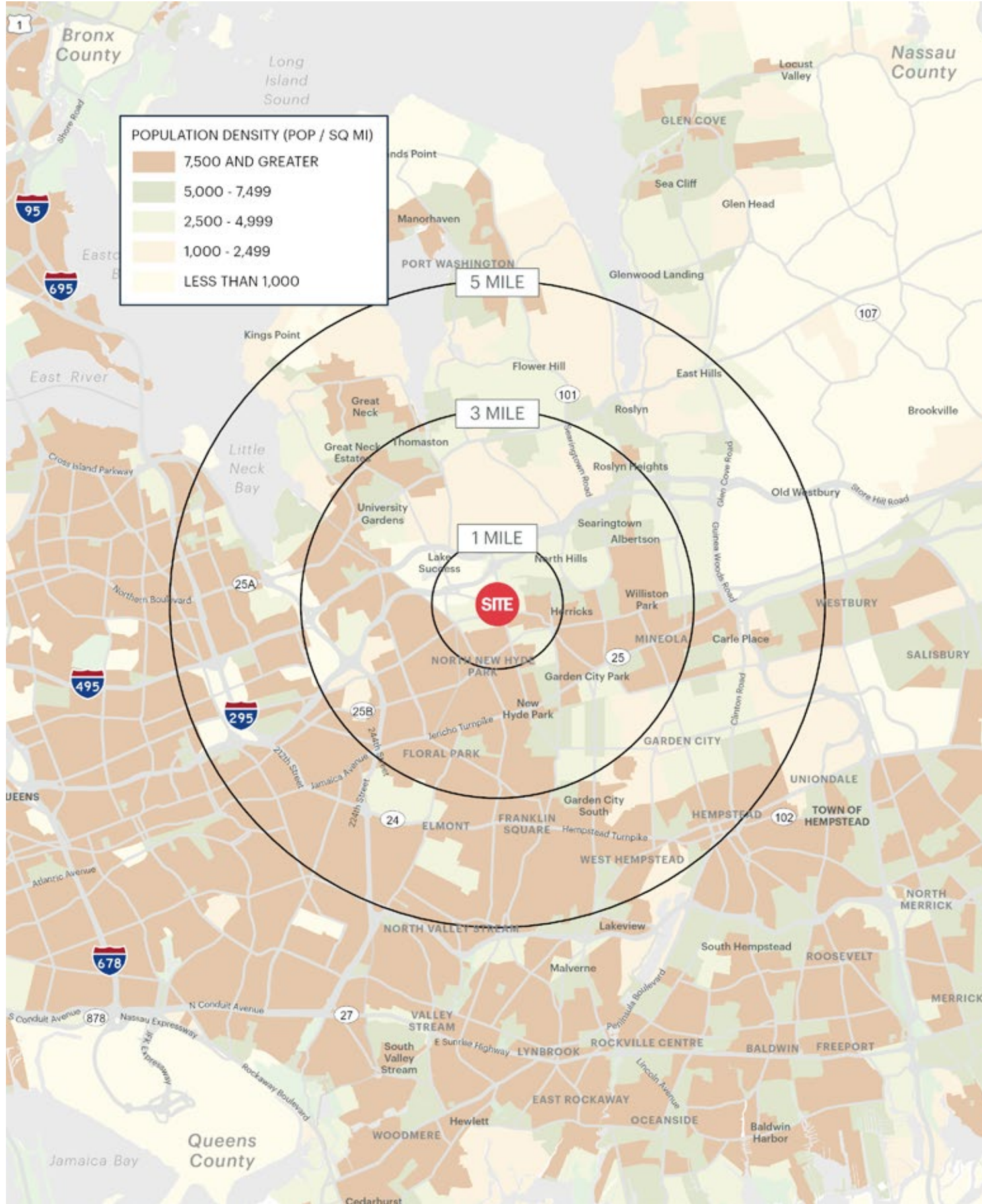
### TOTAL EMPLOYEES

303,006

### DAYTIME POPULATION (W/ 16 YR +)

598,535

# AREA DEMOGRAPHICS



NEW HYDE PARK PLAZA NEW HYDE PARK, NEW YORK