

2222 SWEETWATER INDUSTRIAL BLVD

Lithia Springs, GA 30122



FOR LEASE | 25,000 SF

CONNOR WINKLER, SIOR
cwinkler@lee-associates.com
404.442.2803
318.393.8248

BOBBY LITTMAN
blittman@lee-associates.com
404.442.2894
720.999.5734

LA LEE &
ASSOCIATES

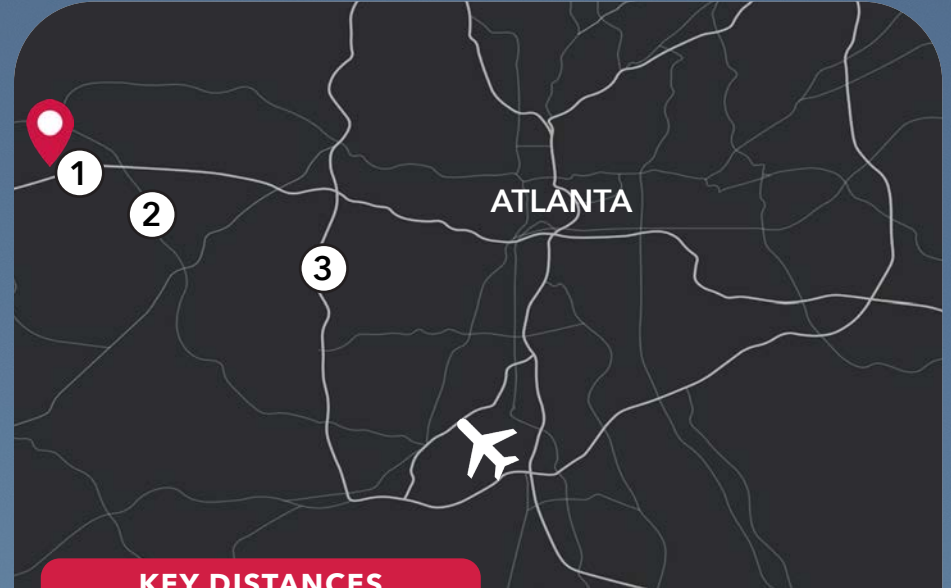
PROPERTY OVERVIEW

2222 Sweetwater Industrial Blvd








PROPERTY HIGHLIGHTS

BUILDING SIZE:	25,000 SF
LOADING:	- 1 (10'x10') dock high doors - 2 (8'x10') dock high doors - 1 (10'x12') grade level drive in doors
LIGHTING:	LED's
CLEAR HEIGHT:	19' eaves - 22' peak
SPRINKLER:	None
YEAR BUILT:	1984
ZONING:	Light Industrial
CONFIGURATION:	Side Load
CONSTRUCTION TYPE:	Combo of brick/metal
COMMENTS:	Single Tenant Building



KEY DISTANCES

-  **SUBJECT SITE**
-  **Interstate 20 | 0.6 mi**
-  **Thornton Rd / SR-6 | 2.5 mi**
-  **Interstate 285 | 6.5 mi**
-  **Hartsfield-Jackson Int'l Airport | 15 mi**

CONNOR WINKLER, SIOR
cwinkler@lee-associates.com
404.442.2803
318.393.8248

BOBBY LITTMAN
blittman@lee-associates.com
404.442.2894
720.999.5734

All information furnished regarding property for sale, rental, or financing is from sources deemed reliable, but not warranty or representation is made to the accuracy thereof and same is submitted to errors, omissions, change of price, rental or other conditions prior to sale, lease, or financing or withdrawal without notice. No liability of any kind is to be imposed on the broker herein.

 **LEE & ASSOCIATES**