



LEAVITT
CAPITAL COMPANIES

INDUSTRIAL SPACE FOR LEASE

11016 E Montgomery Dr. Spokane Valley, WA 99216

+/- 15,015 SF AND YARD SPACE AVAILABLE





PROPERTY DETAILS



RATE

\$0.60 / SF / MO



SIZE

+/- 15,115 SF Building with +/- 1 acre yard space available *

* Additional land is available to lease at \$0.08 / SF / MO



AVAILABLE

08 / 01 / 2024



LOCATION

Located in Spokane Valley within Central Business Park. Direct to I-90, central to Spokane and Coeur d'Alene.



INTERIOR

Multiple offices, mezzanine, and a vehicle inspection pit



EXTERIOR

+/- 1 acre of graded yard space for lay-down yard, expanded parking or storage



POWER

480V 3-phase power







DOORS

8 grade doors, 7 are drive-through



All information furnished regarding this property for sale or lease is from sources deemed reliable, but no warranty or representation is made to the accuracy thereof and same is submitted subject to errors, omissions, change of price, rental or other conditions prior to sale, lease or withdrawal without notice.

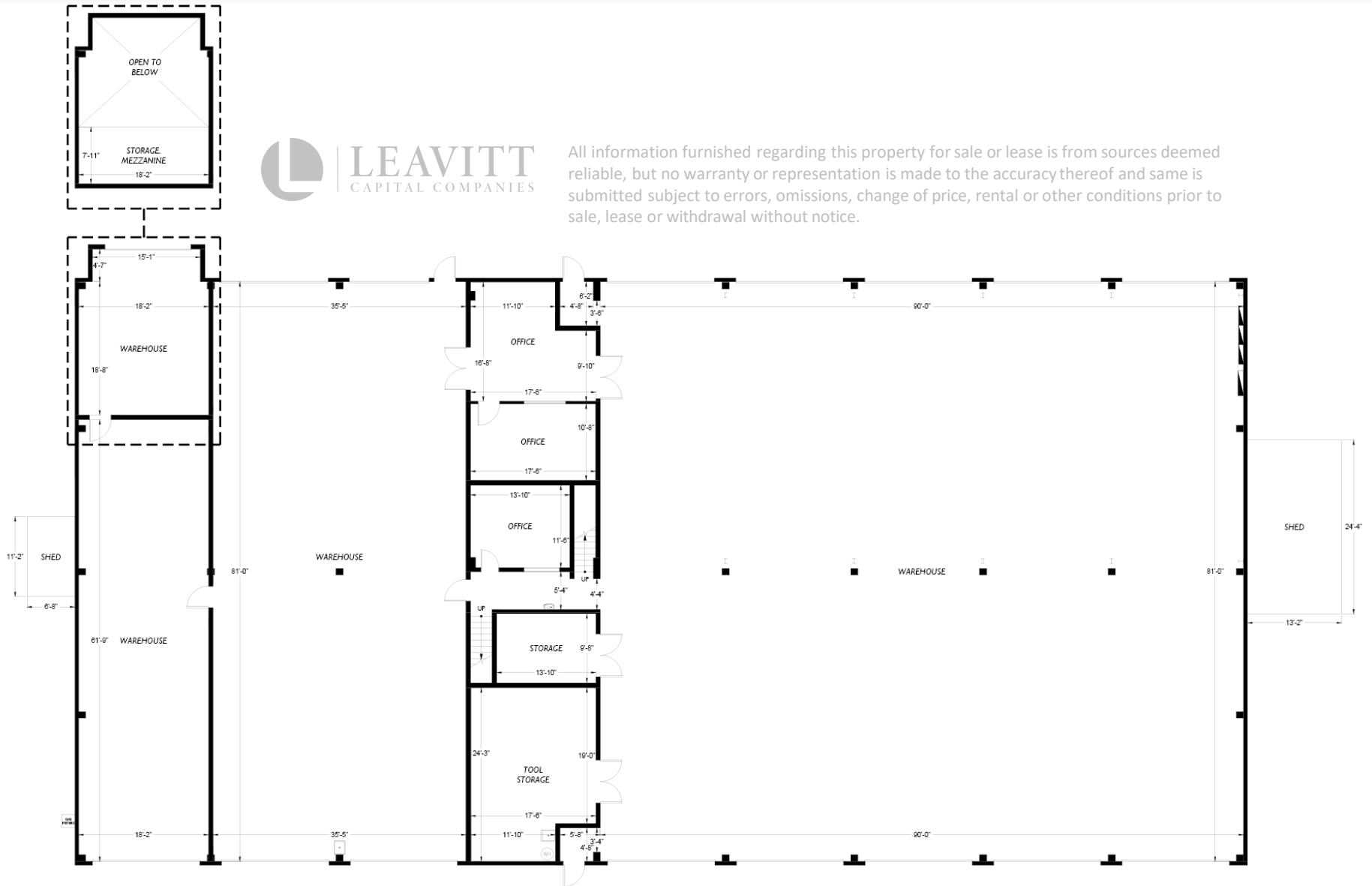
INTERIOR DETAIL



EXTERIOR DETAIL



FIRST FLOOR



All information furnished regarding this property for sale or lease is from sources deemed reliable, but no warranty or representation is made to the accuracy thereof and same is submitted subject to errors, omissions, change of price, rental or other conditions prior to sale, lease or withdrawal without notice.

MEZZANINE



All information furnished regarding this property for sale or lease is from sources deemed reliable, but no warranty or representation is made to the accuracy thereof and same is submitted subject to errors, omissions, change of price, rental or other conditions prior to sale, lease or withdrawal without notice.

