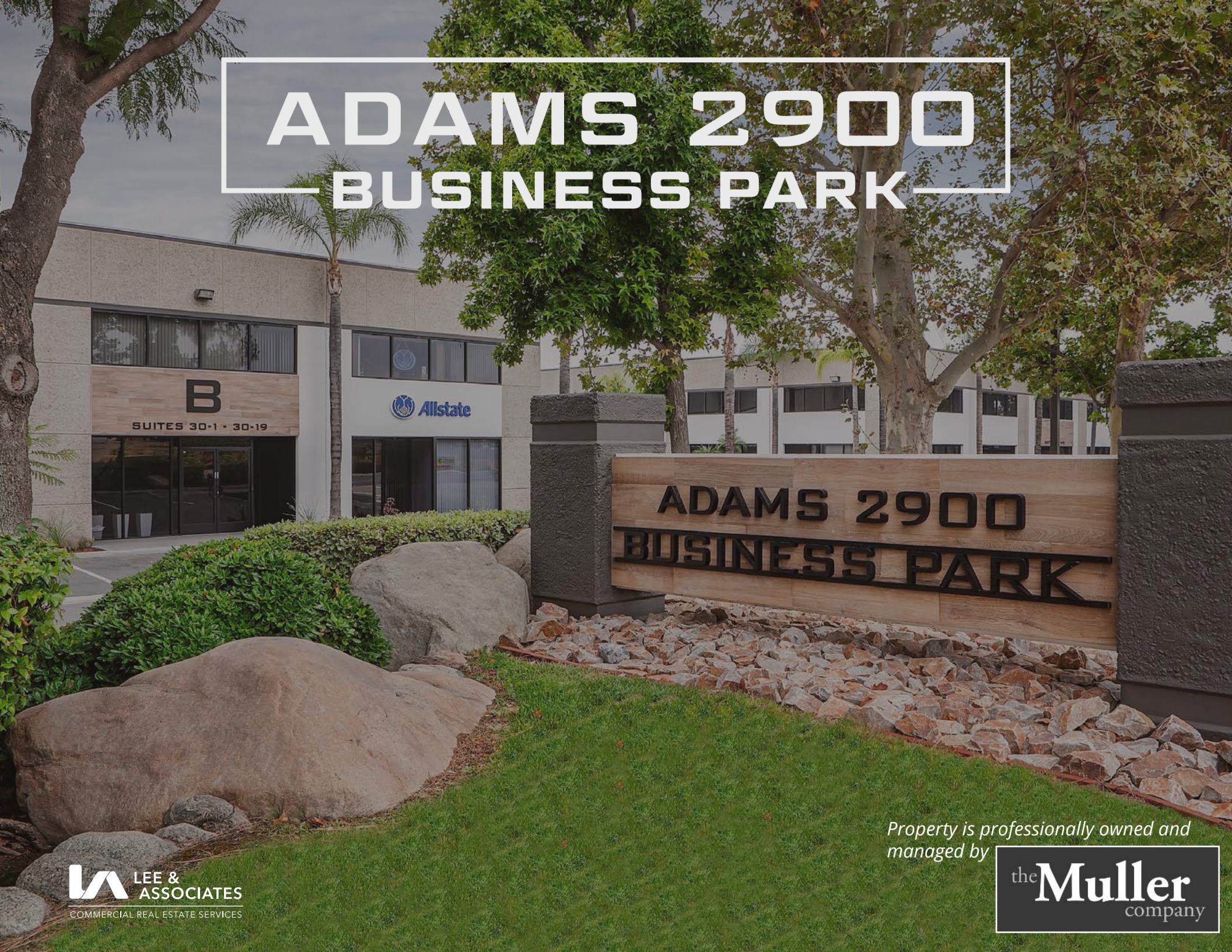


# ADAMS 2900 BUSINESS PARK



**B**  
SUITES 30-1 • 30-19

 Allstate

**ADAMS 2900  
BUSINESS PARK**
















*Property is professionally owned and  
managed by*

 **LEE &  
ASSOCIATES**  
COMMERCIAL REAL ESTATE SERVICES

the **Muller**  
company





## ADAMS BUSINESS PARK

## AVAILABLE OFFICE SUITES

SUITE NO.	SIZE (±SF)	MONTHLY RENT	DESCRIPTION	VIDEO	FLOOR PLAN
Suite A-440	288 SF	\$720	Reception Area, One Private Office		
Suite B30-8	335 SF	\$840	Reception Area, One Private Office , Open Area, Available 7/1/2026		
Suite C-220	413 SF	\$1,033	Available 9/1/2026		
Suite B30-19	680 SF	\$1,292	Open Area		
Suite B30-9	905 SF	\$1,720	Reception Area, One Private Office, Open Area		
Suite A-425	991 SF	\$2,475	Open Area, One Small Office		
Suite B30-10	2,505 SF	\$5,200	Reception Area, Multiple Offices, Open Area		
Suite A-16	4,780 SF	\$8,365	Two-Floor Office Suite with Open Atrium Reception Area, 12 Private Offices, Open Area, Conference Room, Storage, Kitchen		

## ADAMS BUSINESS PARK

## AVAILABLE INDUSTRIAL SUITES

SUITE NO.	SIZE (±SF)	RENTAL RATE PSF + CAM	MONTHLY RENT	DESCRIPTION	VIDEO	FLOOR PLAN
Suite B-4	2,030 SF	\$1.40 PSF + \$0.15 CAM	\$3,146.50	Reception Area, 2 Private Offices, Coffee Bar, 1 Restroom, Shop Sink, 1 GL Door, Available 6/1/2026		
Suite A-4	2,306 SF	\$1.40 PSF + \$0.15 CAM	\$3,574.30	2 Private Offices, 1 Restroom, 1 GL Door		
Suite A-30	2,340 SF	\$1.40 PSF + \$0.15 CAM	\$3,627.00	Reception Area, Open Area, 1 Restroom, Storage Room, 406 SF of Mezzanine, 1 GL Door		

# ADAMS 2900 BUSINESS PARK



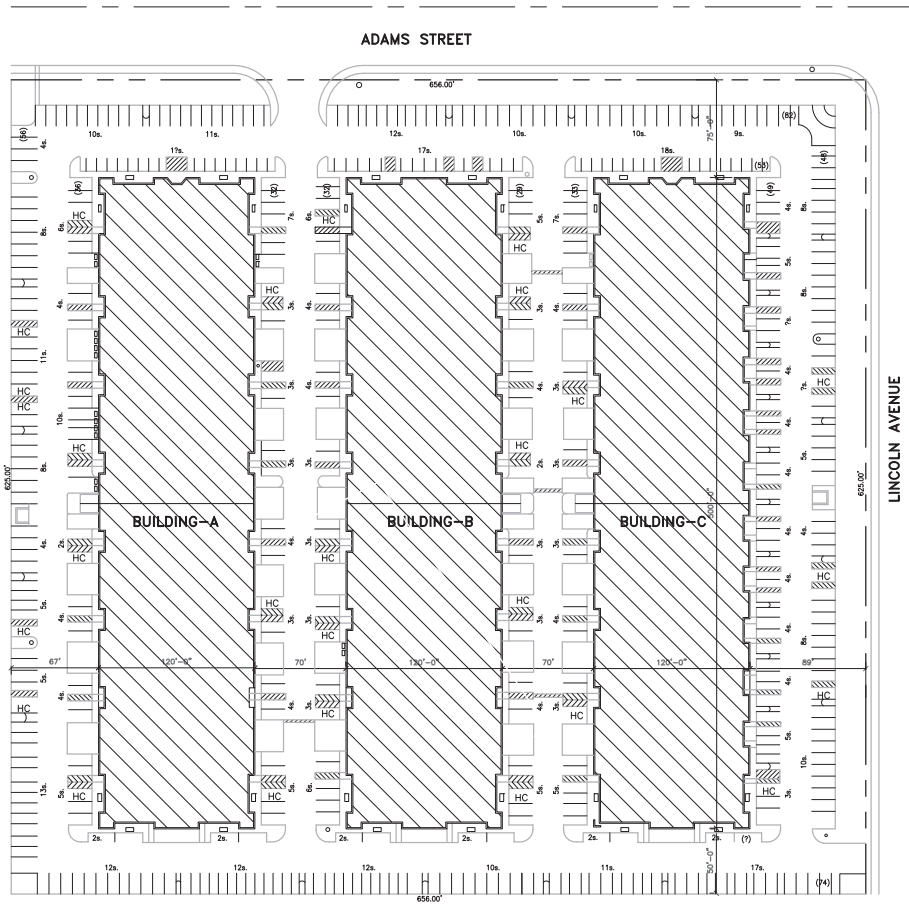
Adams Business Park is a 205,633 square foot Office and Industrial Multi-Tenant Park located in the heart of the Inland Empire in Riverside, CA. It lies in close proximity to Orange County and San Bernardino County. The Business Park is minutes away from I-91 Freeway.

The property consists of 3 buildings. Each building consists of 2 stories of office space with 2 common area conference rooms with beautiful fountains, fishponds, and lush landscaping throughout the park. The industrial units have a 14-foot-high roll-up door. The Business park is close to the Tyler Galleria and up-scale restaurants.



**ANDREW PEAKE**, Senior Vice President, 951.276.3644, [apeake@leeriverside.com](mailto:apeake@leeriverside.com), DRE #01398894  
**MASON WILSON**, Associate, 951.276.3603, [mwilson@leeriverside.com](mailto:mwilson@leeriverside.com), DRE #02163918  
**CARLY HAMILTON**, Leasing Director, 951.276.3663, [chamilton@leeriverside.com](mailto:chamilton@leeriverside.com), DRE #01968295

# ADAMS BUSINESS PARK



**ANDREW PEAKE**, Senior Vice President, 951.276.3644, apeake@leeriverside.com, DRE #01398894  
**MASON WILSON**, Associate, 951.276.3603, mwilson@leeriverside.com, DRE #02163918  
**CARLY HAMILTON**, Leasing Director, 951.276.3663, chamilton@leeriverside.com, DRE #01968295

OFFICE SPACE FOR LEASE

Lee & Associates Commercial Real Estate Services, Inc. - Riverside | 4193 Flat Rock Drive, Suite 100, Riverside, CA 92505 | Corporate DRE #01048055  
 All information furnished regarding property for sale, rental or financing is from sources deemed reliable, but no warranty or representation is made to the accuracy thereof and same is submitted to errors, omissions, change of price, rental or other conditions prior to sale, lease or financing or withdrawal without notice. No liability of any kind is to be imposed on the broker herein.

