

**ROSS** DRESS  
FOR LESS

## Covington Corners

3153 North Elm Street, Covington, GA 30014

RETAIL SPACE  
**FOR LEASE**

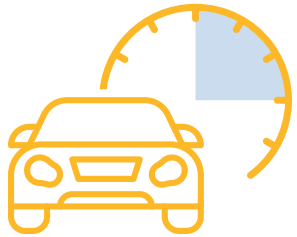
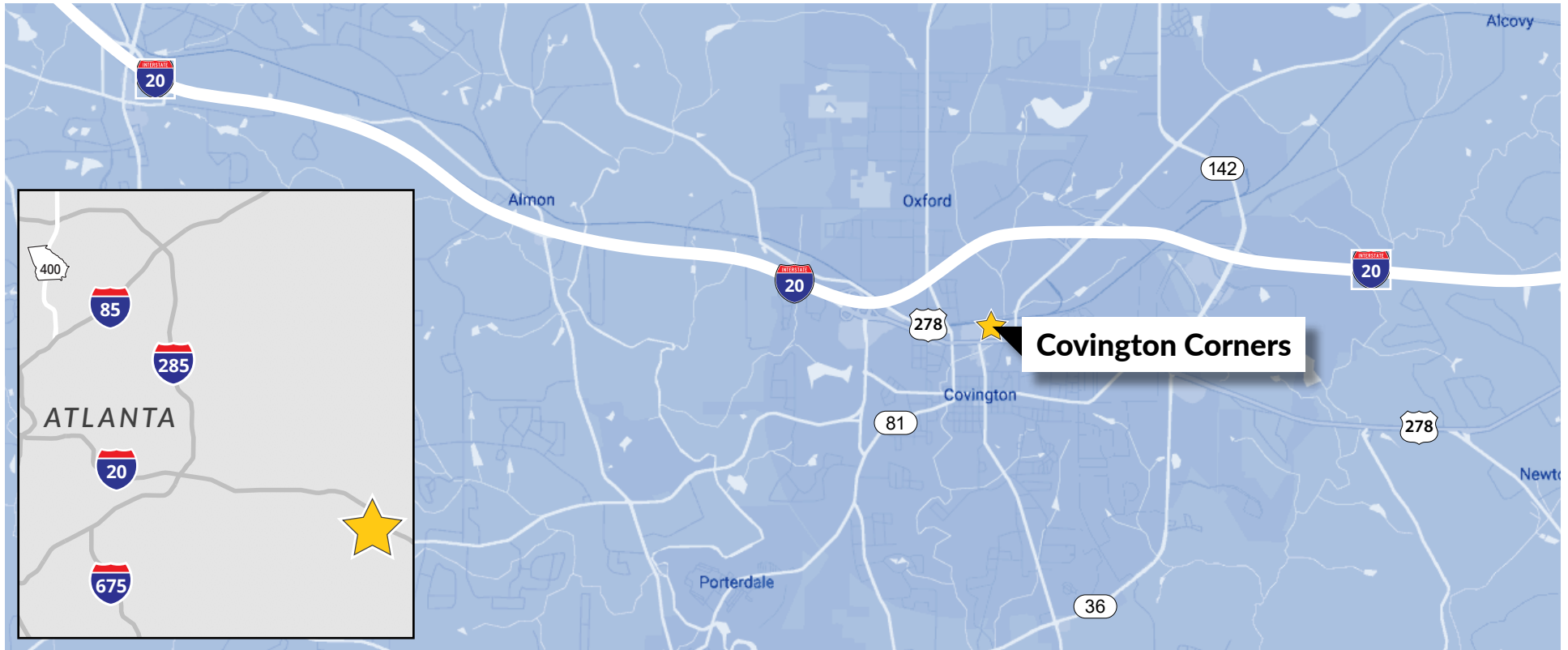
# KEY HIGHLIGHTS



**Covington Corners** is a Ross-anchored shopping center in the heart of Covington's high traffic retail corridor.

- Adjacent to Kroger and two blocks from Piedmont Newton Hospital
- Four points of ingress/egress at signalized corner intersection

# LOCATION



**15-MINUTE  
DRIVE TIME**



**39,745  
HOUSEHOLDS**



**109,590  
POPULATION**



**\$96,915  
AVERAGE HOUSEHOLD  
INCOME (HHI)**

# LOCATION

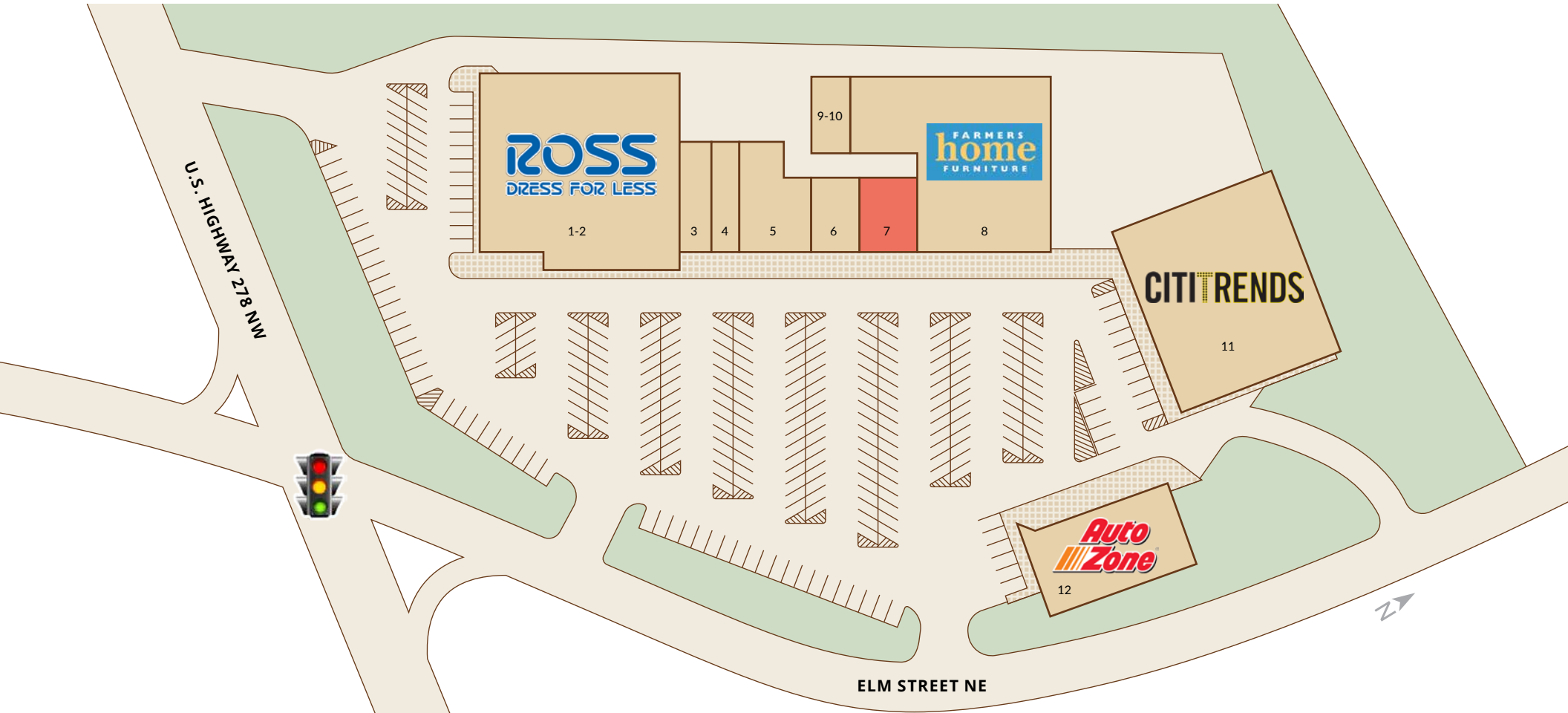


RETAIL SPACE FOR LEASE / COVINGTON CORNERS



3153 North Elm Street, Covington, GA 30014

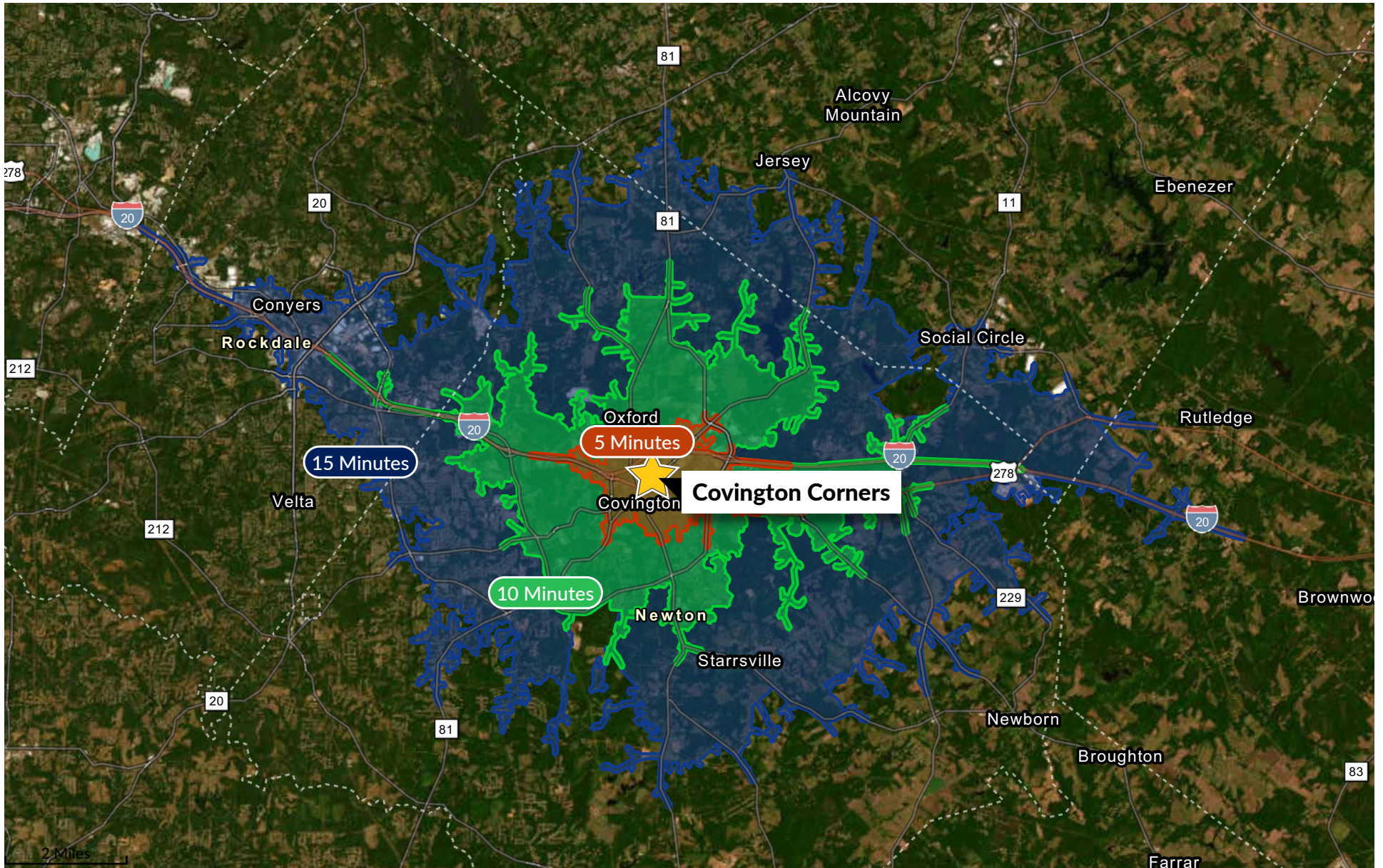
# SITE PLAN



Suite	Tenant	Space (SF)
1-2	ROSS	25,280
3	Kobe Hibachi & Sushi	2,588
4	Unique Nails	2,000
5	El Charro Mexican Restaurant	4,400
6	Financial Services	2,400

Suite	Tenant	Space (SF)
7	AVAILABLE	4,000
8	Farmers Home Furniture	19,407
9-10	El Charro Mexican Restaurant	1,737
11	City Trends	22,665
12	AutoZone	6,600

# DEMOGRAPHICS



RETAIL SPACE FOR LEASE / COVINGTON CORNERS



3153 North Elm Street, Covington, GA 30014

# DEMOGRAPHICS

	5 Minutes	10 Minutes	15 Minutes
<b>Population</b>			
2020 Population	8,106	31,615	94,790
2026 Population	9,206	38,315	109,590
2031 Population	9,872	42,311	118,611
2010-2020 Annual Rate	1.15%	1.40%	1.44%
2020-2026 Annual Rate	2.06%	3.12%	2.35%
2026-2031 Annual Rate	1.41%	2.00%	1.59%

## Median Age

The median age in this area is 37.9, compared to U.S. median age of 39.6.

## Race & Ethnicity

2026 White Alone	35.9%	36.3%	31.2%
2026 Black Alone	52.4%	50.4%	56.6%
2026 American Indian Alone	0.5%	0.4%	0.3%
2026 Asian Alone	1.2%	1.8%	1.4%
2026 Pacific Islander Alone	0.1%	0.1%	0.1%
2026 Some Other Race Alone	4.4%	4.5%	4.1%
2026 Two or More Races	5.6%	6.5%	6.2%
2026 Hispanic Origin	8.8%	8.9%	7.9%

## Households

2010 Total Households	2,705	9,623	28,967
2020 Total Households	3,147	11,615	33,949
2026 Total Households	3,635	14,321	39,745
2031 Total Households	3,969	15,980	43,333
2010-2020 Annual Rate	1.52%	1.90%	1.60%
2020-2026 Annual Rate	2.33%	3.41%	2.55%
2026-2031 Annual Rate	1.77%	2.22%	1.74%
2026 Average Household Size	2.34	2.57	2.71

## Average Household Income

2026 Average Household Income	\$88,025	\$92,550	\$96,915
2031 Average Household Income	\$97,883	\$103,994	\$109,537
2026-2031 Annual Rate	2.15%	2.36%	2.48%

Source: ESRI, July 2026



# PHOTOS



RETAIL SPACE FOR LEASE / COVINGTON CORNERS



3153 North Elm Street, Covington, GA 30014

# CONTACT



John Brozovic



[www.halpernent.com](http://www.halpernent.com)

RETAIL SPACE FOR LEASE / COVINGTON CORNERS



3153 North Elm Street, Covington, GA 30014