

**LEASE**

# Honalo Business Center

**79-7266 MAMALAHOA HIGHWAY**

Kealakekua, HI 96750

**PRESENTED BY:**

**SUSIE SCRIBNER**

O: 805.403.0301

susie.scribner@svn.com

Hawaii #RS-84227

**GREGORY OGIN**

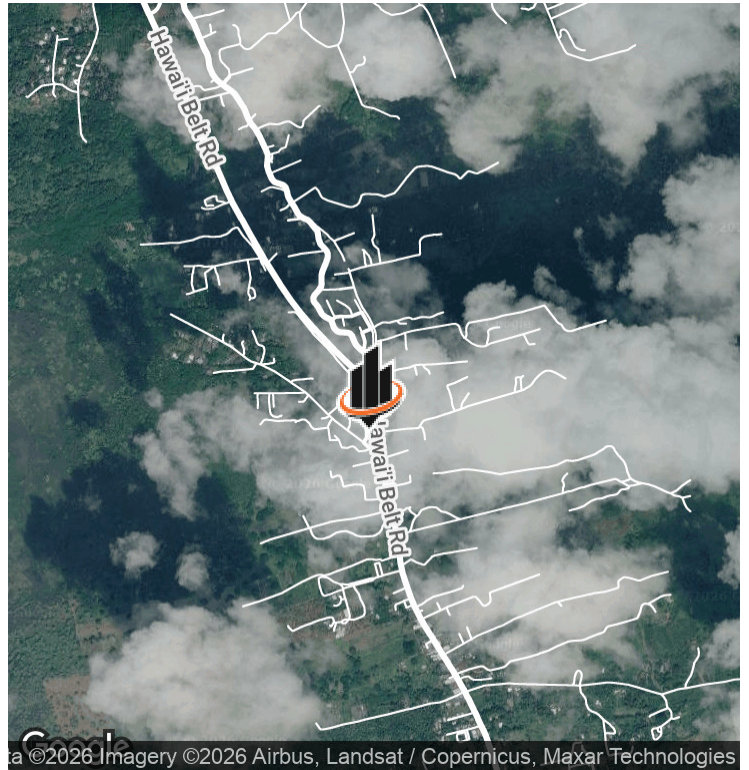
O: 808.329.6446

gogin@svn.com

HI #RB-16053



## PROPERTY SUMMARY



## OFFERING SUMMARY

|                         |                      |
|-------------------------|----------------------|
| <b>LEASE RATE:</b>      | \$2.50 SF/month (MG) |
| <b>NUMBER OF UNITS:</b> | 1                    |
| <b>AVAILABLE SF:</b>    | 1,233 SF             |
| <b>LOT SIZE:</b>        | 20,833 SF            |
| <b>BUILDING SIZE:</b>   | 1,233 SF             |

## PROPERTY DESCRIPTION

Introducing a prime lease opportunity in Kealahou. This 1233 SF well-appointed office space offers a versatile layout, boasting a lobby area, two private offices, a breakroom/storage space, water access, and private restroom. Located within the Honalo Business Center, this conveniently accessible ground floor unit is ideal for professional businesses in need of functionality and flexibility. With ample parking, this space presents an exceptional opportunity for those seeking a strategic commercial location representative as a gateway to north and south Kona.

## PROPERTY HIGHLIGHTS

- -Located in Honalo Business Center just south of Kona
- -1233 SF of nicely built out office space
- -Convenient ground floor access
- -Includes lobby area, two private offices and breakroom/storage space
- -Water access and private restroom

**SUSIE SCRIBNER**      **GREGORY OGIN**  
O: 805.403.0301      O: 808.329.6446  
susie.scribner@svn.com      gogin@svn.com  
Hawaii #RS-84227      HI #RB-16053

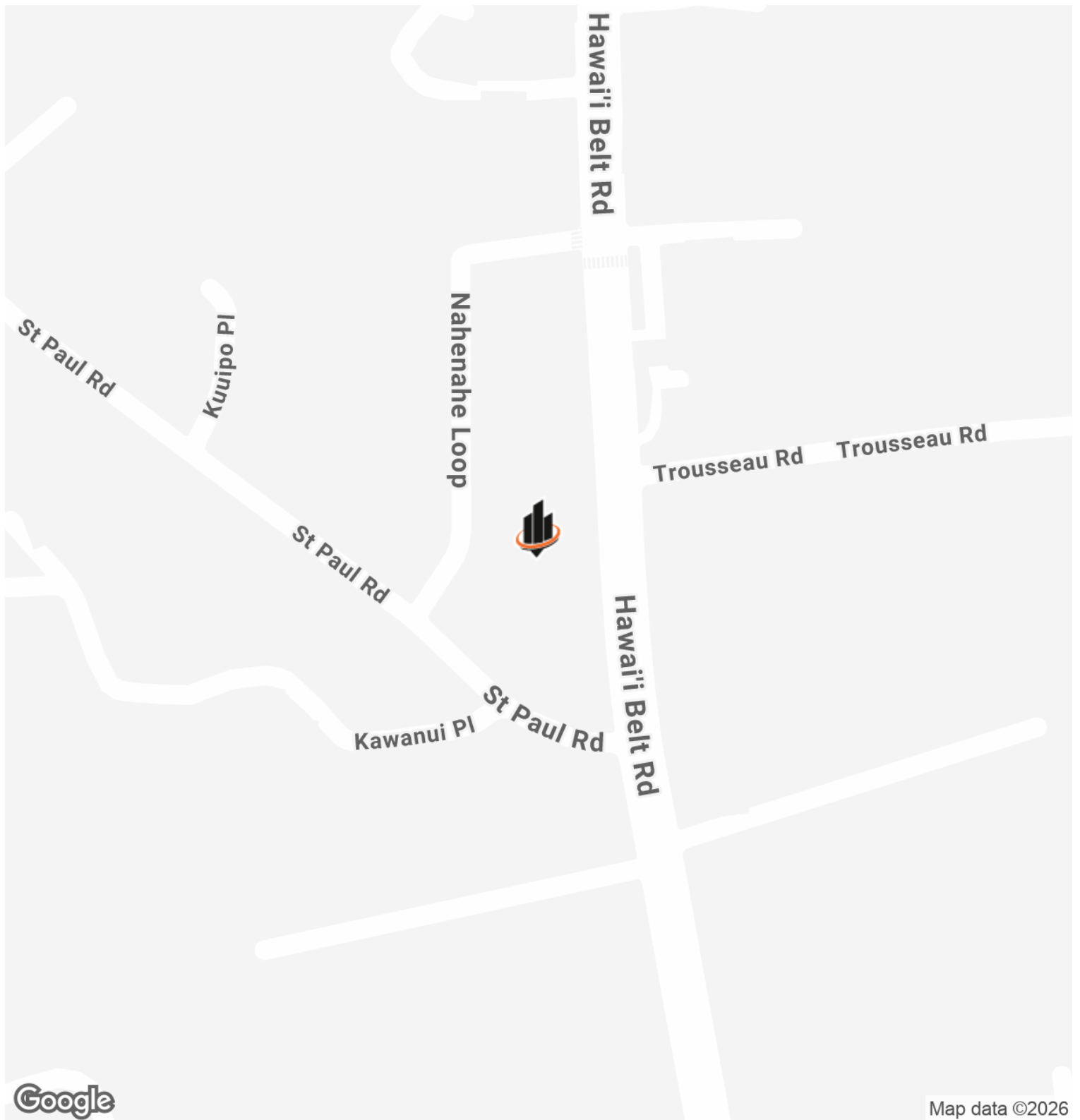
## ADDITIONAL PHOTOS



**SUSIE SCRIBNER**  
O: 805.403.0301  
susie.scribner@svn.com  
Hawaii #RS-84227

**GREGORY OGIN**  
O: 808.329.6446  
gogin@svn.com  
HI #RB-16053

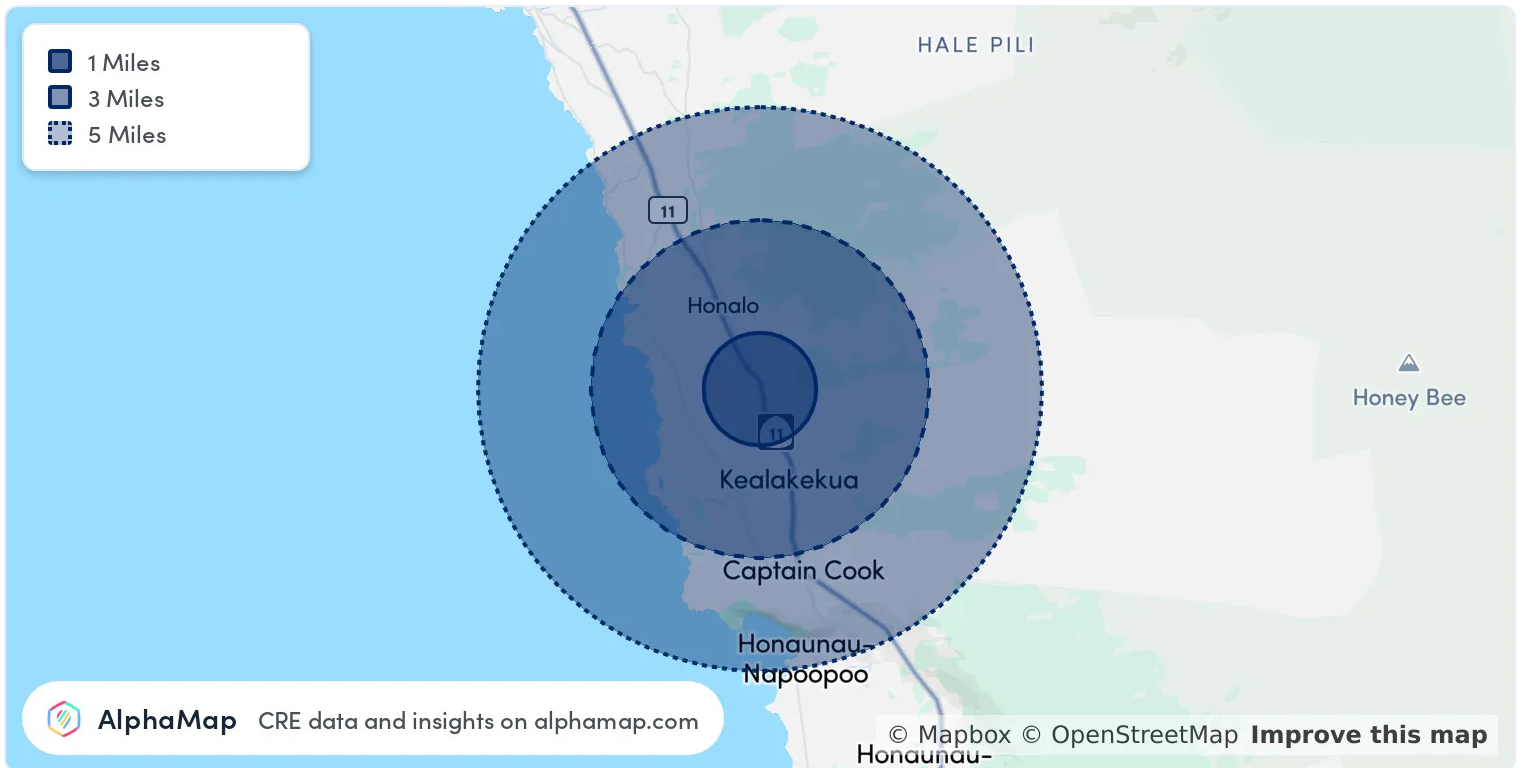
# LOCATION MAP



**SUSIE SCRIBNER**  
O: 805.403.0301  
susie.scribner@svn.com  
Hawaii #RS-84227

**GREGORY OGIN**  
O: 808.329.6446  
gogin@svn.com  
HI #RB-16053

# AREA ANALYTICS



| POPULATION           | 1 MILE    | 3 MILES   | 5 MILES   |
|----------------------|-----------|-----------|-----------|
| TOTAL POPULATION     | 1,063     | 5,050     | 13,571    |
| AVERAGE AGE          | 46        | 47        | 48        |
| AVERAGE AGE (MALE)   | 45        | 46        | 47        |
| AVERAGE AGE (FEMALE) | 46        | 48        | 48        |
| HOUSEHOLD & INCOME   | 1 MILE    | 3 MILES   | 5 MILES   |
| TOTAL HOUSEHOLDS     | 364       | 1,825     | 4,987     |
| PERSONS PER HH       | 2.9       | 2.8       | 2.7       |
| AVERAGE HH INCOME    | \$108,635 | \$128,937 | \$134,036 |
| AVERAGE HOUSE VALUE  | \$825,992 | \$863,142 | \$910,575 |
| PER CAPITA INCOME    | \$37,460  | \$46,048  | \$49,642  |

Map and demographics data derived from AlphaMap

**SUSIE SCRIBNER**  
 O: 805.403.0301  
 susie.scribner@svn.com  
 Hawaii #RS-84227

**GREGORY OGIN**  
 O: 808.329.6446  
 gogin@svn.com  
 HI #RB-16053

## MEET THE TEAM



### SUSIE SCRIBNER


Associate Advisor

**Direct:** 805.403.0301

**Cell:** 805.403.0301

susie.scribner@svn.com

Hawaii #RS-84227



### GREGORY OGIN

Principal & Managing Director

**Direct:** 808.329.6446

**Cell:** 808.987.6446

gogin@svn.com

HI #RB-16053

#### SUSIE SCRIBNER

O: 805.403.0301

susie.scribner@svn.com

Hawaii #RS-84227

#### GREGORY OGIN

O: 808.329.6446

gogin@svn.com

HI #RB-16053