



# FOR LEASE

6615 Two Notch Rd, Units A-8 & A-10  
±300 & 375 SF Interior Office Spaces

# Executive Summary

6615 Two Notch Rd, Units A-8 & A-10

## Property Highlights:

- Two interior office spaces
- Full-service center (all utilities included in lease)
- Shared entrance with shared bathrooms
- Professionally managed
- New roof

## Location Highlights:

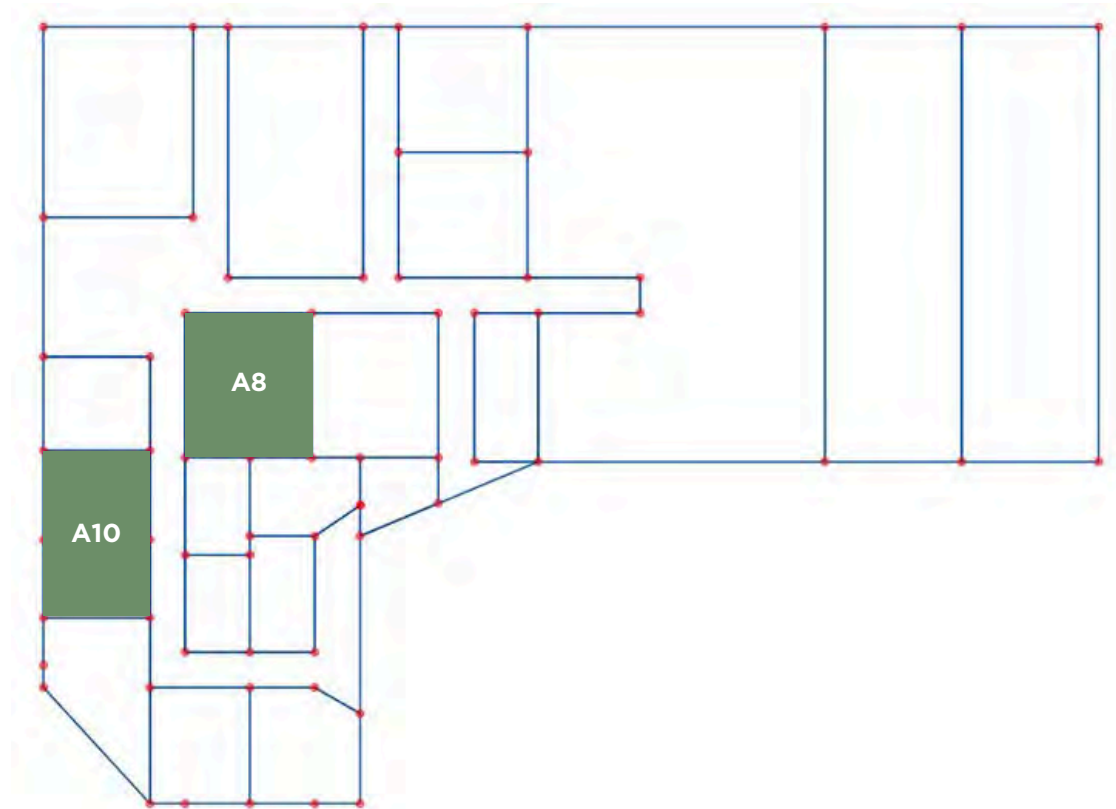
- Great road frontage
- VPD: ±19,900
- ±0.5 mile to I-20
- ±2 miles to I-77

## Offering Summary

**Unit A8** ±375 SF | \$725/month (FS)

**Unit A10** ±300 SF | \$650/month (FS)

*Acreage, square footage, taxes, utilities and lot dimensions to be verified by Tenant and/or Tenant's Agent.*



# Photos

Unit A-8



# Photos


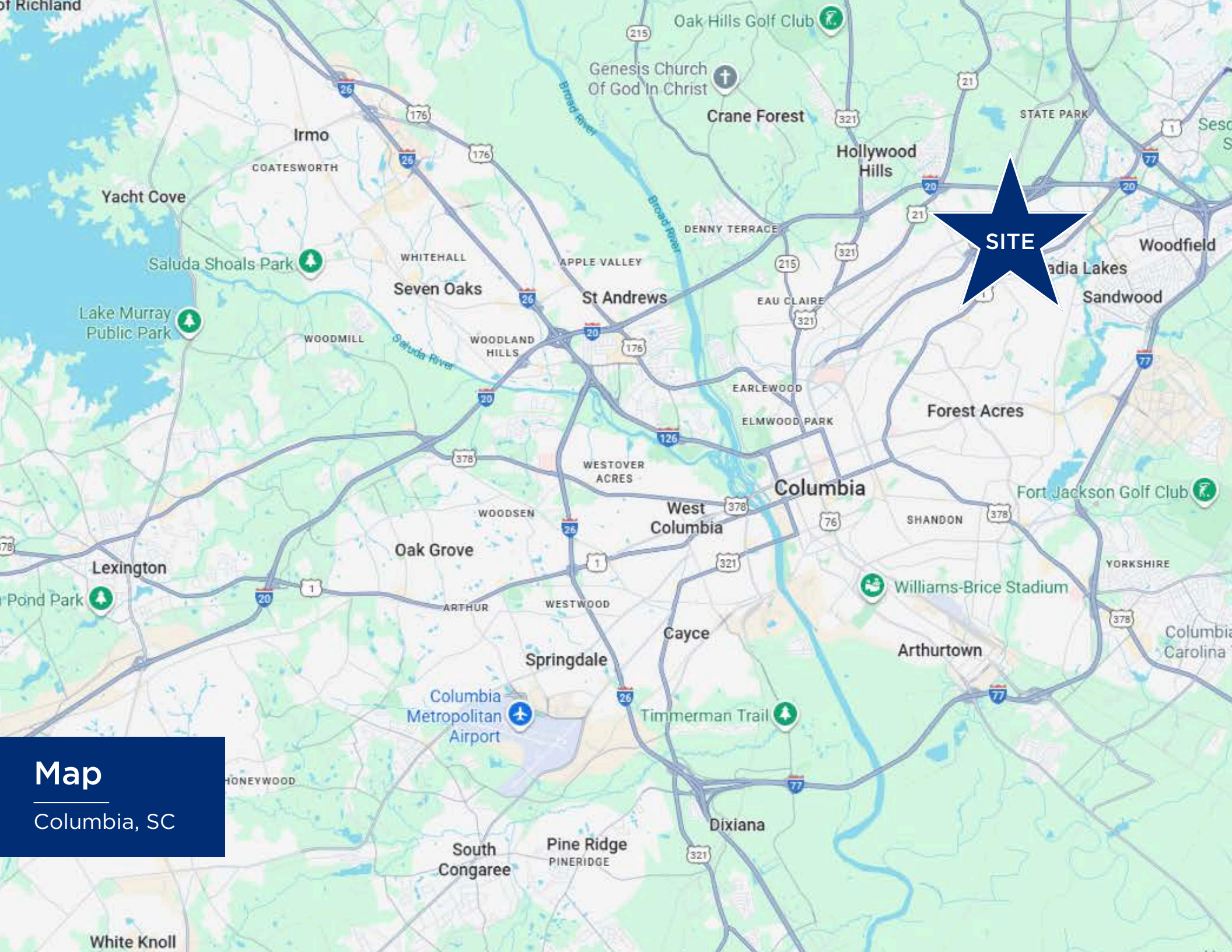
Unit A-10



# Map

Columbia, SC





Map  
Columbia, SC

# Contact Information

Reedy Property Group

## WE KNOW THE MARKET BECAUSE WE'RE INVESTED HERE TOO

At Reedy Commercial, we care about the why behind a commercial property as much as the what.

That's because we believe resilient communities, and portfolios that weather any market, start with people who have a vision beyond a quick profit.

Our network is as valuable as our net worth because this is our market, too.

We're invested in every asset class of commercial real estate right where our roots run deepest. That's how we uncover powerful investments in unexpected locations that yield incredible returns. It's why our clients trust us over the latest trends. And, it's what ignites our deepest passion - turning real estate investments into legacies.



**Bryan Kingrey**

803-466-9621

bkingrey@reedypg.com



**Bennett Mahon**

864-683-7244

bmahon@reedypg.com

