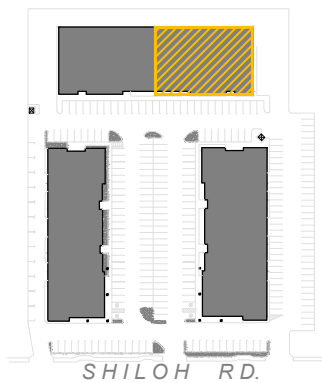
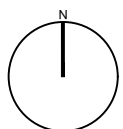


KEY PLAN:



**RR CAPTIAL MANAGEMENT,
INC.**




FLOOR PLAN

SCALE: n.t.s.

SUITE 200-240

12025 SHILOH RD. DALLAS, TX 75228

TOTAL AREA: 15,035 SQFT



4 6 9 . 7 4 4 . 5 5 9 3

DRAWN BY: STUDIO WHITEBOX DATE: 11.10.2021