

1,520 SF AVAILABLE

YOUR SIGN  
HERE



# Osceola Parkway Plaza

**FOR LEASE**

1428 E Osceola Parkway | Kissimmee, FL 34744

Space Available: **1,520 SF**  
Lease Rate & Type: **\$35.00 PSF, NNN**

**For More Information**

**Valentina Tawil**  
+1 786 973 9046  
vtawil@naimiami.com

**Jeremy S. Larkin**  
+1 786 260 0402  
jlarkin@naimiami.com

For more listings visit: [naimia-ftl.com/properties](http://naimia-ftl.com/properties)

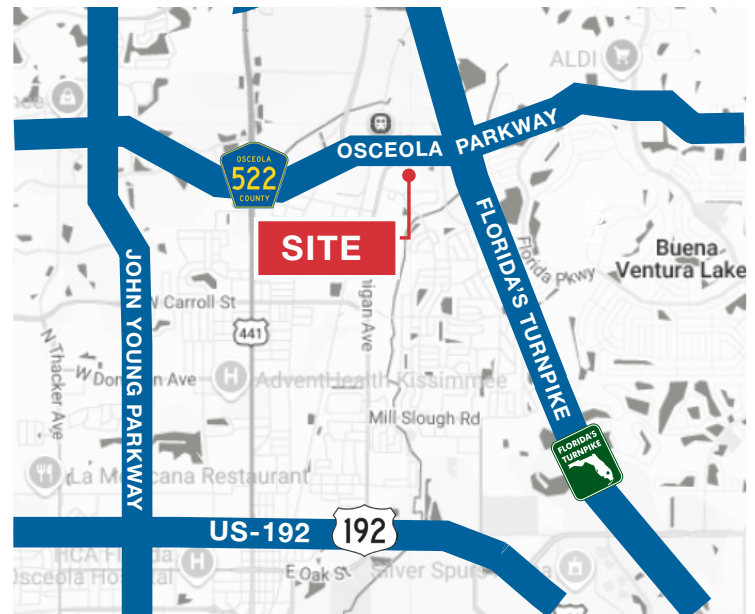
# Osceola Parkway Plaza

1428 Osceola Parkway | Kissimmee, FL 34744



## Property Features

- 1,520 SF available
- Exposure to strong daily traffic count
- Prominent frontage along a major east-west arterial roadway
- Direct driveway access from main thoroughfare
- Close proximity to Florida's Turnpike, US-192, and John Young Parkway
- High-visibility storefront signage opportunity



# Retail Map

1428 E Osceola Parkway | Kissimmee, FL 34744




## Location Features

- Located along a high-performing commercial corridor
- Strong residential accessibility supporting consistent local traffic
- Increasing daytime population fueled by workforce expansion


## Availability

Suite1428	1,520 SF	\$35.00 PSF
-----------	----------	-------------

## Demographics



**KISSIMMEE GATEWAY AIRPORT**  
± 4.4 Miles



**FLORIDA'S TURNPIKE (SR-91)**  
± 0.4 Miles

RADIUS	TOTAL POPULATION	AVERAGE HH INCOME	TOTAL TRAFFIC COUNT
1 Mile	9,915	\$85,729	Florida's Turnpike 89,600
3 Mile	120,354	\$84,719	E Osceola Pkwy 51,500
5 Mile	242,689	\$93,809	CARS PER DAY

## For More Information

Valentina Tawil  
+1 786 973 9046  
vtawil@naimiami.com

Jeremy S. Larkin  
+1 786 260 0402  
jlarkin@naimiami.com